SHIRE OF MURWEH

MORVEN - CHARLEVILLE - AUGATHELLA

Ordinary Council Meeting

AGENDA

Council Chambers, 95-101 Alfred St, Charleville

18 August 2026

8:00 AM



Celebrating Indonesian Indepence Day

Notice is hereby given that an Ordinary Council Meeting of the Shire of Murweh will be held in the Council Chambers, 95-101 Alfred St, Charleville on 18, August 2026 at 8:00 AM.

Order of Business

1 Opening Prayer 4

2 Apologies and Leave of Absence 4

3 Declaration of Conflicts of Interest 4

4 Update/Change to Councillor Register of Interest 4

5 Confirmation of Minutes 4

6 Business Arising from Minutes 35

7 Mayoral Minute 35

Nil

8 Notice of Motion 35

Nil

9 Correspondence for Members' Information 36

9.1 Correspondence for the Information of Councillors 36

10 Office of Chief Executive 106

10.1 Mayor's Monthly Report August 2026 106

10.2 Attendance at the LGAQ Annual Conference 2026 and Associated Regional Meetings - Cairns Queensland 156

10.3 PRO-RATA AIRPORT PARKING AND LANDING FEES, AND PRO-PATA OPTIONS FOR OTHER ANNUAL FEES & CHARGES 175

11 Corporate & Regulatory 180

11.1 Operational Plan 2025-26 Quarter Three Report 180

11.2 Human Resources Report 190

11.3 Christmas Closure Dates Murweh Staff 197

11.4 Workplace Health & Safety Report 198

11.5 Planning Monthly Report 200

11.6 Regulatory Services Report - July 201

11.7 Request to extend lease period - Mulga Reserch Paddock 217

11.8 Depasture of Stock on Reserves 222

11.9 Financial Report, month ending 31 July 2026 236

12 Engineering Services 253

12.1 Engineering Services Report 253

12.2 Acceptance of New Suppliers - Preferred Supplier Panel for Trade Services 2026-2027 299

12.3 Acceptance of New Suppliers - Preferred Supplier Panel for the Hire of Plant and Equipment 2026-2027 ... 302
12.4 Purchase of Smooth Drum Roller - Tender DR1. 26-27 ... 305
12.5 Purchase of Prime Mover - Tender PM1. 26-27 ... 315
12.6 Purchase of Tractor and 7-Foot Howard Slasher - Tender TR1. 26-27 ... 339
12.7 Purchase of Water Tanker Trailer - Tender WT1. 26-27 ... 420
13 Communities, Community Services & Community Infrastructure ... 423
14.1 August 2026 Monthly Library Reports ... 423
14.2 Tourism and Events Report - July 2026 ... 430
14.3 Queensland Music Trails (QMF) 2026 Outcome Report ... 435
14.4 WWII Secret Base - Back Up Power Report ... 488
14.5 Outback Queensland Tourism Association Coach Fuel Incentive for 2027 ... 491
14.6 Request to Waive Aircraft Landing and Parking Fees - Wings on the Warrego ... 494
14.7 King Edward Park Masterplan - Appointment of Consultant ... 496
14.8 Review of Council Housing Policy - Aged (COM-001) - Eligibility Criteria Ammendments ... 527
14.9 Deaccession and Disposal of LP2 (Bren Gun) Carrier - WWII Secret Base Collection ... 542
14.10 Warrego Highway Wool Scour Heritage Area - Endorsement of Concept Designs and Future Concept Development Process ... 547
14.11 Lifeline Darling Downs and South West Queensland Ltd - Request for Waiver of Charleville Town Hall Hire Fee - Community Christmas Lunch 2026 ... 553
14.12 Cooladdi Horse and Motorbike Gymkhana - Water Truck Hire for Dust Suppression - Cooladdi Sport and Recreation Association Inc ... 557
14 Correspondence for Consideration ... 562
Nil
15 Confidential Matters ... 563
16.1 Conversion of Leases ... 563
16.2 Proposed Transfer of Council Aged Care Units to the Charleville Neighbourhood Centre - Endorsement to Commence Negotiations ... 563
16.3 Acceptance of Tender — Proposed Lot Comprising Part of Lot 2 on SP130272, 3 Kyte Street, Charleville ... 563
16 Closure ... 564

1 OPENING PRAYER

2 APOLOGIES AND LEAVE OF ABSENCE

Apologies

Nil

Leave of Absence

Nil

Applications for Leave of Absence

3 DECLARATION OF CONFLICTS OF INTEREST

4 UPDATE/CHANGE TO COUNCILLOR REGISTER OF INTEREST

5 CONFIRMATION OF MINUTES

Special Council Meeting - 21 July 2026

Ordinary Council Meeting - 21 July 2026

SHIRE OF MURWEH

MORVEN - CHARLEVILLE - AUGATHELLA

Special Council Meeting

MINUTES

Council Chambers, 95-101 Alfred St, Charleville

Tuesday, 21 July 2026

8:00 AM



The rest area project on the Landsborough Highway

MINUTES OF MURWEH SHIRE COUNCIL
SPECIAL COUNCIL MEETING
HELD AT THE COUNCIL CHAMBERS, 95-101 ALFRED ST, CHARLEVILLE
ON TUESDAY, 21 JULY 2026 AT 8:00 AM

PRESENT: Cr S Radnedge (Mayor), Cr P Alexander (Deputy Mayor), Cr T Sommerfield, Cr M Ebsworth

IN ATTENDANCE: B Scott (Chief Executive Officer), J Kronk (Director of Corporate Services), T Martin (Director Communities, Community Services, and Community Infrastructure)

1 OPENING PRAYER

Father Peter Doohan provided the Prayer for the Guidance of Council.

2 APOLOGIES AND LEAVE OF ABSENCE

Apologies

Cr R Eckel

Leave of Absence

2.1 LEAVE OF ABSENSE

RESOLUTION 221/26

Moved: Cr T Sommerfield
Seconded: Cr P Alexander

That Council receives an apology from Cr Eckel, and grants him a a leave of absence for the July Special Council Meeting.

CARRIED

3 DECLARATION OF CONFLICTS OF INTEREST

Nil

4 UPDATE/CHANGE TO COUNCILLOR REGISTER OF INTEREST

Nil

MAYOR'S BUDGET ADDRESS

It is with much pleasure that I commence this Special Meeting of Council.

Today we will look to adopt the 2026-27 budget for Murweh Shire Council. Today's budget adoption is the culmination of many months of work by both our team of Councillors as well as our staff. Following several workshops with staff and Councillors, it is a privilege to be here with the relevant documents completed and ready for adoption.

Firstly, I would like to thank the Councillors for the manner in which you have approached the budget process over these last few months.

I would also like to thank the Council officers for your work and discussion to provide us with the information we require to move forward and adopt a budget which is the financial plan for the year ahead.

This year's budget has been built around a single, simple task: balancing the genuine needs of our community against the financial pressures that we, like every household and business in the Shire, are feeling at present. Rising costs of materials, contractors, insurance and finance are being felt in every Council budget across Queensland, and Murweh is no exception. Against that backdrop, we have worked hard to deliver a budget that continues to invest in the infrastructure and services our communities rely on, while being realistic about what our ratepayers can afford.

The 2026-27 budget totals $60.01 million, funded through a mix of rating and non-rating revenue and other funding sources. Council continues to actively pursue state and federal government funding to support projects across our communities, with capital grants and subsidies included in this budget amounting to $21.9 million.

The 2026-27 budget highlights include:

- Total operating expenditure of $33.36 million (excluding depreciation)
- Capital expenditure of $26.7 million
- Capital grant revenue of $21.9 million, with Council contributing $4.7 million of its own funds and $220,000 from plant disposal proceeds
- No new borrowings, with Council continuing to repay its existing loans ($227,642 in 2026-27)

Of the $26.7 million capital works program, 43% will build new assets for our growing communities This is almost entirely the Aurora Estate Stage 2 development. 28% is committed to the renewal of existing assets, and 29% will go toward upgrading what we already have. This is a deliberate balance. We know how important it is to keep building for the future of Murweh Shire, while also looking after the assets that already serve our community so well.

Key projects include:

- Aurora Estate Stage 2 Residential Development
- Charleville Sewerage Treatment Plant Upgrade
- Augathella CED Scheme Sewerage Treatment Plant Upgrade
- Wills Street, Charleville Refurbishment
- Rural Roads Reseal Program
- Charleville Airport Reseal Project

We are well aware of the financial challenges that many in our community are facing at present. With that firmly in mind, Council has held the general rates and charges increase for the 2026-27 year to 5%. For an average residential property on the minimum general rate, this increase equates to less than $2 per week. We believe this is a fair and responsible outcome, one that allows Council to keep pace with the rising cost of delivering services, while remaining mindful of the pressure many households are under.

Council will also continue to allow a ten percent (10%) discount on rates and charges levied, excluding interest, the fire levy and excess water charges, and pensioner remissions will remain at $400 per annum.

Government grants and subsidies continue to represent a significant share of Council's income, at 59% including flood damage funding, well above what is generated through rates, fees and charges, recoverable works, interest and other income combined. For the long-term sustainability of Council, we will continue to build our own-source revenue through fees and charges, works delivered on behalf of other parties, interest on cash reserves, and rental income from Council buildings.

On the expenditure side, this budget continues to deliver the essential services our community depends on, including maintenance of roads, water and sewerage infrastructure, and waste management, alongside our recreation, hall and library facilities. Of our operating expenses, 28.3% is spent on salaries and wages, 49.4% on materials, services and contractors, and 21.8% represents depreciation, reflecting the scale of the asset base Council is responsible for maintaining on behalf of the community.

Council remains committed to supporting the organisations and volunteers who do so much to enhance the liveability of our towns. We will continue to work with our not-for-profit, sporting, cultural and arts groups, and encourage them to keep partnering with Council on service delivery across our communities.

Council is continuing to build its cash reserves as a deliberate, ongoing priority. Our goal is to hold the equivalent of six months of operating cash in reserve, so that Council is genuinely in a position to absorb a shock — whether that is a sudden spike in fuel and bitumen prices, a natural disaster, or some other event we cannot yet foresee — without having to compromise the services our community relies on. This budget continues to build steadily towards that target, and it will remain a standing priority in the budgets that follow.

This budget reflects a Council that is being careful with ratepayers' money without stepping back from its responsibility to invest in the future of Murweh Shire. It keeps rate increases modest, it keeps borrowings at bay, and it keeps the projects that matter to our communities, from sewerage upgrades to road resealing to the next stage of Aurora Estate, moving forward.

I want to thank everyone who has contributed to this budget, and I commend the 2026-27 budget to Council for adoption.

5 CORPORATE & REGULATORY

5.1 OPERATIONAL PLAN 2026 - 2027

RESOLUTION 222/26

Moved: Cr T Sommerfield
Seconded: Cr P Alexander

That Council as per section 104 of *the Local Government Act 2009* and *Local Government Regulation 2012* section 174 adopts the Operational Plan for 2026-2027

.**CARRIED**

5.2 REVENUE POLICY 2026-2027 LG REG. 2012 S193

RESOLUTION 223/26

Moved: Cr P Alexander
Seconded: Cr M Ebsworth

That Council in accordance with Sections 169 (2) and 193 of the *Local Government Regulation 2012* adopts the Revenue Policy for the year 2026-27 as tabled.

CARRIED

5.3 REVENUE STATEMENT 2026-2027 LG REG. 2012 S169

RESOLUTION 224/26

Moved: Cr M Ebsworth
Seconded: Cr T Sommerfield

That Council in accordance with Sections 169 (2) and 172 of the *Local Government Regulation 2012*, adopts the Revenue Statement for the year 2026-27 as tabled.

CARRIED

5.4 GENERAL RATES

RESOLUTION 225/26

Moved: Cr P Alexander
Seconded: Cr M Ebsworth

That the Council set the following differential rating categories, minimum general rates and cents in dollar for the financial year 2026-27 as follows:

Category	Description	Cent in $	Minimum per annum
1	Charleville Residential	4.6608	$822.00
2	Augathella Residential	6.4368	$822.00
3	Augathella Non residential	5.4502	$984.00
4	Morven Residential	2.7600	$822.00
5	Morven Non residential	2.6740	$984.00
6	Rural <700 Hectares & <$100,000 ucv	1.5504	$1,356.00
7	Rural <700 Hectares & ≥$100,000 ucv	0.7400	$1,472.00
8	Rural 700 - 5,000 Hectares	0.1650	$2,058.00
9	Rural over 5,000 Hectares	0.1650	$5,367.00
10	Clubs (without poker machines)	1.0804	$822.00
11	Charleville Multi Dwellings	5.2190	$984.00
12	Charleville Commercial	7.4226	$984.00
13	Charleville Tourist Parks, Short Accommodation and Clubs	7.4226	$984.00
14	Charleville Industry	5.5438	$984.00
15	Transformer	2.4048	$1,442.00
16	Outside Urban - Other Land <700 Hectares	0.5202	$1,400.00
17	Outside Urban - Large Industry	6.5734	$5,527.00
18	Residential (NPPR)	5.1064	$901.00
20	Carbon Farms	0.1814	$8,687.00

21	Work Camps >15 persons	2.1914	$13,694.00
22	Renewable Energy 1-10 MW	2.4340	$4,660.00
23	Renewable Energy >10 MW	2.4340	$9,319.00

CARRIED

5.5 CHARLEVILLE SEWERAGE AND CLEANSING CHARGES

RESOLUTION 226/26

Moved: Cr M Ebsworth
Seconded: Cr T Sommerfield

That the following sewerage and cleansing/garbage charges be set for the 2026-27 financial year:

Sewerage

Sewerage Base Charge (First Pedestal) $ 482.00

Sewerage Reduced Rate (75%)

(Sewerage– Short Stay – Additional Pedestal) $ 361.00

Sewerage Concession Rate (60%)

(Sewerage – Additional Pedestal) $ 289.00

Charge per annum

Cleansing/Garbage

Charleville – Garbage (1st Bin) $ 413.00

Charleville – Garbage (Additional Bins) $ 436.00

Waste Levy (no bin collection service) $ 115.00

Charge per service per annum

CARRIED

5.6 AUGATHELLA CLEANSING CHARGES

RESOLUTION 227/26

Moved: Cr T Sommerfield
Seconded: Cr P Alexander

That the cleansing/garbage charge per service per annum be set for the 2026-27 financial year.

Augathella – Garbage (1st Bin) $ 298.00

Augathella – Garbage (Additional Bins) $ 321.00

Waste Levy – (no bin collection service) $ 115.00

CARRIED

5.7 AUGATHELLA CED CHARGES & MORVEN SEPTIC CHARGES

RESOLUTION 228/26

Moved: Cr P Alexander
Seconded: Cr M Ebsworth

That the following CED and septic charges for Morven and Augathella be set for the 2026-27 financial year:

C.E.D - Building not specified	$ 235.00
C.E.D. - Aged Persons Complex	$ 2,351.00
C.E.D. - Business Premises	$ 574.00
C.E.D. - Church	$ 199.00
C.E.D. - Dwelling	$ 498.00
C.E.D. - Hall	$ 200.00
C.E.D. - Hospital	$ 1,646.00
C.E.D. - Hotel/Motel	$ 2,817.00
C.E.D. - Lodge	$ 201.00
C.E.D. - Public Park	$ 498.00
C.E.D. - School	$ 2,351.00
Septic	$ 504.00

CARRIED

5.8 MORVEN CLEANSING CHARGES

RESOLUTION 229/26

Moved: Cr M Ebsworth
Seconded: Cr T Sommerfield

That a cleansing/garbage charge per service per annum be set for the 2026-27 financial year.

Morven – Garbage	$ 298.00
Morven – Garbage (Additional Bins)	$ 321.00
Waste Levy (no bin collection service)	$ 115.00

CARRIED

5.9 CHARLEVILLE, AUGATHELLA & MORVEN WATER SUPPLY CHARGES

RESOLUTION 230/26

Moved: Cr T Sommerfield

Seconded: Cr P Alexander

That the charge for the supply of water to properties within the Charleville/Augathella/Morven Water Supply area, and surrounding properties approved by Council, be set for the 2026-27 financial year, based on the following:

Category	Description	Access Charge (per meter)	Kl Charge – Tier 1	Kl Charge – Tier 2
Vacant	Vacant Land.	$315.00	$0.25 (≤1,300kl)	$0.72 (>1,300kl)
Residential 1	2 or less single residential dwellings units on one meter.	$630.00	$0.25 (≤1,300kl)	$0.72 (>1,300kl)
Residential 2	3 or more single residential dwelling on one meter.	$1,614.00	$0.72	
Commercial 1	Rateable, non-residential land.	$630.00	$0.72	
Commercial 2	Non-Rateable, non-residential with 40 mm or less diameter meter.	$2,522.00	$0.72 (≤1,200kl)	$1.45 (>1,200kl)
Commercial 3	Caravan Parks, Hotels, Motels licensed club.	$984.00	$0.72	
Commercial 4	Non-Rateable, non-residential 1st Meter greater than 40 mm diameter (Additional meters ≤40mm in diameter to be charged at commercial 2).	$15,763.00	$0.72 (≤1,200kl)	$1.45 (>1,200kl)
Commercial 5	Sporting fields and schools, 1st Meter greater than 40 mm diameter. (Additional meters ≤40mm in diameter to be charged at commercial 2).	$15,763.00	$0.72	

CARRIED

5.10 DISCOUNT ON RATES LG REG. 2012 S130

RESOLUTION 231/26

Moved: Cr P Alexander
Seconded: Cr M Ebsworth

That Council allows, ten per cent (10%), by way of a discount on rates and charges levied by Council, (excluding interest, fire levy and excess water charges) for the 2026-27 financial year when all rates and charges are paid by the due date.

CARRIED

5.11 INTEREST ON RATES LG REG. 2012 S133

RESOLUTION 232/26

Moved: Cr M Ebsworth
Seconded: Cr T Sommerfield

That in accordance with Section 133 of the *Local Government Regulation 2012,* Council resolves that;

(1) Overdue rates will bear interest at the rate of 12.19 % per annum from the date that the rate becomes overdue; and

(2) That the amount of interest will be calculated on daily rests, applying the interest as compound interest.

CARRIED

5.12 PENSIONER REMISSION LG REG. 2012 S119

RESOLUTION 233/26

Moved: Cr T Sommerfield
Seconded: Cr P Alexander

That in accordance with Section 119 of the *Local Government* Regulation 2012, Council resolves to provide assistance to qualifying Age Pensioners, having a Commonwealth Government Concession Card, be granted a remission of up to $400 per annum of general rates levied for the 2026-27 financial year, under the same criteria as the State Government Pensioner Remission Scheme.

CARRIED

5.13 RATING EXEMPTIONS AND REBATES 2026-27

RESOLUTION 234/26

Moved: Cr P Alexander
Seconded: Cr M Ebsworth

In terms of *the Local Government Regulation 2012*, Council may:

- Rebate all or part of the rates or charges;

Owing to the significant community involvement of the following organisations, Council has resolved to rebate the payment of general rates for the financial year 2026-2027: -

1353/21000	Retirement Village, Charleville, (Burke St, Charleville)
1645/50000	Multifunctional Child Care Centre, (2 Baker St, Charleville)
1867/00000	86-88 Brunel Street, Morven. Dwelling
1907/00000	90-92 Albert Street, Morven. 2 Aged Units
1946/00000	4 Cemetery Road, Morven. Dwelling
1948/00000	4 Newton Street, Morven. Dwelling

1952/00000	6 Eurella Street, Morven. Dwelling
1967/00000	Trustees Morven Racecourse
2043/00000	Trustees Augathella Racecourse
2048/50000	Augathella Pony Club Paddock
2168/52100	Warrego Pony Club, Charleville, (Pony Club Paddock 323 ha)
2170/00000	Charleville Small Bore Rifle Club Inc. (14 Adavale Road, Charleville)
2171/10000	Charleville Field Archers Assoc Inc., (Bollon Road, Charleville)

In terms of the *Local Government Regulation 2012*, Council may exempt from rating land used for religious, charitable, educational or public purposes. The following organisations have been given exemption under this provision until further notice:-

0017/00000	Anglican Church, Augathella, (59-61 Main St, Augathella)
0084/00000	Masonic Lodge Augathella, (55-57 Cavanagh St, Augathella)
0107/00000	Catholic Church, Augathella, (96-98 Cavanagh St, Augathella)
0303/00000	Anglican Church, Charleville, (Church/Rectory, Alfred St, Charleville)
0324/00000	Historic House, Charleville, (87 Alfred St, Charleville)
0327/00000	Charleville & Dist. Senior Citizens, (107-109 Alfred St, Charleville)
0515/00000	Q.C.W.A., Charleville, (73 Galatea St, Charleville)
0604/00000	Presbyterian Church Charleville, (74-76 Church/Hall Galatea St, Charleville)
0605/00000	Masonic Lodge, Charleville, (70-72 Galatea Street, Charleville)
0612/00000	Presbyterian Church Charleville, (Residence 56 Galatea St, Charleville)
0661/00000	Saint Vincent de Paul, (63 Edward St, Charleville)
0805/00000	Catholic Church, Charleville, (Presbytery Wills/Watson St, Charleville)
0868/00000	Sisters of Mercy, Charleville, (Dwelling 92 Watson St, Charleville)
0869/11000	Girl Guides Assoc, Charleville, (80 Watson St, Charleville)
0872/00000	Catholic Church, Charleville, (School Oval 68 Watson St, Charleville)
1288/00000	Boy Scouts Assoc, Charleville, (44 Sturt St, Charleville)
1425/30000	Lions Club of Charleville, (47 Hilda St, Charleville)
1756/20000	Christian Outreach Centre Charleville, (Sturt St, Charleville)
1923/00000	Morven Historical Museum, Morven, (53 Albert St, Morven)
1925/00000	Morven Historical Museum, Morven, (57 Albert St, Morven)
1935/00000	Anglican Church, Morven, (Church, 33 Eurella St, Morven)
2166/00000	Royal Flying Doctor Service, (Land used for radio communications)
2303/20000	Scout Association of Australia, (Mangalore)

CARRIED

5.14 CHANGE IN RATES AND CHARGES LG REG. 2012 S169

RESOLUTION 235/26

Moved: Cr M Ebsworth

Seconded: Cr T Sommerfield

That in accordance with Section 169 of the *Local Government Regulation 2012*, Council adopt the total value of the change, expressed as a percentage, in the rates and utility charges levied for the financial year compared with the rates and utility charges levied in the budget for the previous year. For the financial year 2026-27 the change is 5%.

CARRIED

5.15 DEBT POLICY 2026-2027 LG REG 2012 S192

RESOLUTION 236/26

Moved: Cr T Sommerfield
Seconded: Cr P Alexander

That Council in accordance with Section 192 of the *Local Government Regulation 2012*, Council adopts the Debt Policy for the year 2026-27 as tabled.

CARRIED

5.16 INVESTMENT POLICY 2026-2027 LG REG 2012 S191

RESOLUTION 237/26

Moved: Cr P Alexander
Seconded: Cr M Ebsworth

That Council in accordance with the *Statutory Bodies Financial Arrangements Act 1982* and Section 191 of the *Local Government Regulation 2012*, Council adopts the Investment Policy for the year 2026-27 as tabled.

CARRIED

5.17 RECOVERY OF OVERDUE RATES AND CHARGES POLICY.

RESOLUTION 238/26

Moved: Cr M Ebsworth
Seconded: Cr T Sommerfield

That Council repeal the financial hardship policy 2026-27; and resolve to adopt the Recovery of Overdue Rates & Charges Policy as tabled.

CARRIED

5.18 FEES AND CHARGES 2026-2027

RESOLUTION 239/26

Moved: Cr T Sommerfield
Seconded: Cr P Alexander

That Council in accordance with Sections 97, 98, 262 (3) and 280 (2) (d) of the *Local Government Act 2009* adopt the Schedule of Regulatory Fees & Commercial Charges 2026-27 as tabled.

CARRIED

5.19 ESTIMATED FINANCIAL POSITION FOR 30 JUNE 2026

RESOLUTION 240/26

Moved: Cr P Alexander
Seconded: Cr M Ebsworth

That pursuant to Section 205 of the *Local Government Regulation 2012*, the Statement of Estimated Financial Position for the previous financial year to 30 June 2026 be received and its contents noted.

CARRIED

5.20 BUDGET FINANCIAL STATEMENTS 2026-27 TO 2028-29

RESOLUTION 241/26

Moved: Cr M Ebsworth
Seconded: Cr T Sommerfield

That Council in accordance with Section 169 of the *Local Government Regulation 2012* adopt the Budget Financial Statements for the 2026-27 financial year and the following two financial years as tabled.

CARRIED

5.21 10 YEAR FINANCIAL FORECAST LG REG. 2012 S169

RESOLUTION 242/26

Moved: Cr P Alexander
Seconded: Cr M Ebsworth

That Council in accordance with Section 169 of the *Local Government Regulation 2012* Council adopt the 2027-2036 long term financial forecast as tabled.

CARRIED

5.22 FINANCIAL SUSTAINABILITY RATIOS LG REG. 2012 S169

RESOLUTION 243/26

Moved: Cr M Ebsworth
Seconded: Cr T Sommerfield

That Council in accordance with Section 169 (4), (5) and (6) of the *Local Government Regulation 2012* Council adopt the measures of financial sustainability as tabled.

CARRIED

5.23 CODE OF COMPETITIVE CONDUCT
RESOLUTION 244/26 Moved: Cr T Sommerfield Seconded: Cr P Alexander That Council in accordance with Sections 39 of the *Local Government Regulation 2012* and Section 47 of the *Local Government Act 2009*, Council adopts to not apply the Code of Competitive Conduct for the following business activities for 2026-27; • Building Certification – operating expenses of $107,577 is below the threshold of $340,000. • Roads activity – operating expenses of $ 2,789,223 is above the threshold of $340,000. However, as the Contract is awarded to Council based on quotation, Council will not apply the code of competitive conduct at this time. **CARRIED**

6 CLOSURE

There being no further business the Mayor declared the meeting closed at 8:25am.

SHIRE OF MURWEH

MORVEN - CHARLEVILLE - AUGATHELLA

Ordinary Council Meeting

MINUTES

Council Chambers, 95-101 Alfred St, Charleville

Tuesday, 21 July 2026

9:00 AM



Works on the Sewerage Treatment Plant Augathella

MINUTES OF MURWEH SHIRE COUNCIL
ORDINARY COUNCIL MEETING
HELD AT THE COUNCIL CHAMBERS, 95-101 ALFRED ST, CHARLEVILLE
ON TUESDAY, 21 JULY 2026 AT 9:05AM

PRESENT: Cr S Radnedge (Mayor), Cr P Alexander (Deputy Mayor), Cr T Sommerfield, Cr M Ebsworth

IN ATTENDANCE: B Scott (Chief Executive Officer), J Kronk (Director of Corporate Services), K Crosby (Manager of Regulatory Services), J Barton (Director of Engineering Services), T Martin (Director Communities, Community Services, and Community Infrastructure), R Richen (Tourism, Marketing and Events Manager)

1 APOLOGIES AND LEAVE OF ABSENCE

Cr R Eckel

2.1 LEAVE OF ABSENSE

RESOLUTION 221/26

Moved: Cr T Sommerfield
Seconded: Cr M Ebsworth

That Council receives and notes the apology from Cr Eckel, and grants him a leave of absence for the July Council Meeting.

CARRIED

2 DECLARATION OF CONFLICTS OF INTEREST

The Mayor declared a Material Personal Interest in Agenda Item 14.2, as he is the Chair of the Outback Queensland Tourism Association (OQTA).

The Chief Executive Officer declared a Conflict of Interests in Agenda Items 14.8 and 14.9 as he is a South West Hospital and Health Services (SWHHS) Board Member.

3 UPDATE/CHANGE TO COUNCILLOR REGISTER OF INTEREST

Update to the Councillors' Register of Interests have been received from Councillors Radnedge, Alexander, Eckel, Ebsworth and Sommerfield.

4 CONFIRMATION OF MINUTES

RESOLUTION 222/26

Moved: Cr T Sommerfield
Seconded: Cr P Alexander

That the minutes of the Ordinary Council Meeting held 16 June 2026 be taken as read, confirmed and signed as a correct record of proceedings.

CARRIED

5 BUSINESS ARISING FROM MINUTES

VOTE OF THANKS

A vote of thanks was received from the Sommerfield Family, expressing their appreciation for the acknowledgement of the 101 year life of Murweh resident, Mrs Olga Sommerfield, on the cover of the June Council Meeting Minutes document.

6 MAYORAL MINUTE

The Mayor tabled two late items of correspondence regarding the continual riding of unregistered dirt bikes in and around Charleville by unlicenced riders, and requested that the Chief Executive Officer write to the Officer in Charge of the Charleville Police Service seeking additional compliance in relation to this matter of community safety.

7.1 CONCERNS REGARDING DIRT BIKES

RESOLUTION 223/26

Moved: Cr M Ebsworth
Seconded: Cr P Alexander

That Council authorises the Chief Executive Officer to respond to the correspondence received and tabled at the July 2026 Council Meeting by the Mayor, regarding the serious matter of the continual riding of unregistered dirt bikes in and around Charleville by unlicenced riders - by writing to the Officer in Charge of the Charleville Police Service, seeking additional compliance in relation to this matter.

CARRIED

7 NOTICE OF MOTION

Nil

8 CORRESPONDENCE FOR MEMBERS' INFORMATION

9.1 CORRESPONDENCE FOR THE INFORMATION OF COUNCILLORS

RESOLUTION 224/26

Moved: Cr T Sommerfield
Seconded: Cr M Ebsworth

That Council receives and notes the correspondence received post the 16 June 2026 Council Meeting that will be of interest to Councillors.

CARRIED

9 OFFICE OF CHIEF EXECUTIVE

10.1 MAYOR'S MONTHLY REPORT JULY 2026

RESOLUTION 225/26

Moved: Cr M Ebsworth
Seconded: Cr T Sommerfield

That Council approves the Mayor's travel as presented and notes the Mayor's Monthly Meeting Schedule Report and Official Correspondence for the July 2026 Council Meeting.

CARRIED

10.2 MURWEH SHIRE 2027 SPECIAL HOLIDAY REQUESTS

RESOLUTION 226/26

Moved: Cr M Ebsworth
Seconded: Cr P Alexander

That Council notifies the Office of Industrial Relations that it requests Friday 14 May 2027 of the nominated Charleville Show dates (13 – 15 May 2026) as the Murweh Shire 2026 special holiday being a public holiday under the *Holiday's Act 1983*, and

A half day holiday be requested for Tuesday 2 November 2027 to coincide with Melbourne / Charleville Cup Day as a bank holiday only for banks and insurance offices and under the Trading (Allowable Hours) Act 1990, and under the Public Sector Act 2022 for public service employees.

CARRIED

10.3 RENEWAL OF LOCAL GOVERNMENT ASSOCIATION OF QUEENSLAND (LGAQ) MEMBERSHIP 2026/27

RESOLUTION 227/26

Moved: Cr T Sommerfield
Seconded: Cr P Alexander

That Council:

1. Renew Murweh Shire Council's membership of the Local Government Association of Queensland (LGAQ) for the 2026/27 financial year.
2. Authorise payment of Tax Invoice LG0084494, totalling $60,537.00 (inclusive of GST), comprising the LGAQ Annual Membership Subscription of $57,017.00 and the 2026 Annual Conference Levy for two delegates of $3,520.00, to be met from the 2026/27 operating budget.
3. Note that the Chief Executive Officer will continue to monitor the value returned to Council through LGAQ membership, including rebates under the Local Government Mutual (LGM) and Local Government Workcare (LGW) schemes, and report to Council if circumstances change materially.

CARRIED

10.4 REQUEST FOR CUSTOMER PARKING SIGNAGE – CHARLEVILLE

NEIGHBOURHOOD CENTRE

RESOLUTION 228/26

Moved: Cr T Sommerfield
Seconded: Cr M Ebsworth

That Council:

1. Approve the installation of "Neighbourhood Centre Customer Parking" signage along the Eyre Street frontage of the Charleville Neighbourhood Centre, from the corner of Alfred and Eyre Streets to the Centre's driveway, a distance of approximately 20 metres, pursuant to Subordinate Local Law No. 7 (Parking) 2019.
2. Note that the estimated cost of supply and installation, in the order of $500 -$800 (installed), be funded from the 2026-27 operational budget for minor traffic control devices.
3. Authorise the Chief Executive Officer to finalise sign specification, exact placement and installation timing in consultation with the Director of Engineering Services, in accordance with AS 1742.11 (Manual of Uniform Traffic Control Devices – Parking Controls).
4. Advise Mr Travis Dixon, Centre Coordinator, Charleville and District Community Support Association Inc., of Council's decision.

CARRIED

10.5 BILBY ART TRAIL - ROUND 2 REQUEST FOR COUNCIL ASSISTANCE

RESOLUTION 229/26

Moved: Cr P Alexander
Seconded: Cr T Sommerfield

That Council:

1. Approve, in principle, Council's continued support for Round 2 of the Charleville Bilby Art Trail, comprising the transport of six additional bilby sculptures from Brisbane to Charleville (estimated at $909.16 incl. GST based on Round 1 costs), storage of the sculptures at Council's Charleville Airport Depot pending painting by local and visiting artists, and the manufacture of precast concrete mounting slabs at Council's Sturt Street Depot and their placement at the agreed display locations.
2. Note that the total cost of manufacturing and placing the six precast concrete mounting slabs has not yet been quantified, and request that the Director of Engineering Services confirm this cost and report it, together with a proposed funding source, to Council prior to any expenditure being committed.
3. Authorise the Chief Executive Officer to liaise with the Bilby Art Trail Committee (Charleville & District Cultural Association Inc.) regarding scheduling, site preparation, and any approvals required for the placement of mounting slabs on Council-controlled land, ahead of the planned unveiling at the Bilby Festival in September 2027.

4. Advise the Bilby Art Trail Committee of Council's decision accordingly.

CARRIED

10.6 CHILD SAFE ORGANISATIONS ACT 2024 AND REPORTABLE CONDUCT SCHEME — PROPOSED MOTION TO THE 2026 LGAQ ANNUAL CONFERENCE

RESOLUTION 230/26

Moved: Cr M Ebsworth
Seconded: Cr T Sommerfield

That Council:

1. Receives and notes this report and Council's compliance position under the Child Safe Organisations Act 2024 (Qld), including commencement of the Reportable Conduct Scheme on 1 July 2026.
2. Endorses the preparation of a motion to the 2026 Local Government Association of Queensland (LGAQ) Annual Conference, in the terms set out in this report, calling on the Queensland Government and the Queensland Family and Child Commission to recognise the scale of implementing this legislation across Queensland local governments, community sporting bodies and community groups, and to provide proportionate funding, guidance and support to all captured organisations.
3. Authorises the Chief Executive Officer to finalise the motion, seek co-sponsorship from SWQROC member councils, and submit it to the LGAQ by the required deadline at no material cost beyond existing staff resources.

CARRIED

10.7 2026 LGAQ ANNUAL CONFERENCE — MOTION: REGULATION OF WILD BIRD FEEDING IN RESIDENTIAL AREAS

RESOLUTION 231/26

Moved: Cr T Sommerfield
Seconded: Cr P Alexander

That Council:

1. Approve Murweh Shire Council lodging the following motion to the 2026 Local Government Association of Queensland Annual Conference: "That the Local Government Association of Queensland call on the Queensland Government to introduce legislation, or amend existing legislation, to provide local governments with effective

powers to prohibit or regulate the feeding of wild birds (native and introduced) in residential and public areas, including provisions enabling councils to issue infringement notices where such feeding causes noise, environmental nuisance, or a public health risk."

2. Authorise the Chief Executive Officer to make any minor administrative amendments necessary to ensure the motion meets LGAQ submission requirements prior to lodgement.
3. Note that no direct financial expenditure is required to lodge the motion.

CARRIED

10.8 2026-2027 GET READY QUEENSLAND GRANT PROGRAM

RESOLUTION 232/26

Moved: Cr P Alexander
Seconded: Cr M Ebsworth

That Council nominates the below per-approved activities for the 2026-27 Get Ready Queensland Grants:

Neighbourhood awareness activities

Activities include the production of localised guidance material or information to build disaster preparedness.

Diverse communities' resources

The development of materials that are accessible by diverse communities, such as translated or simplified disaster preparedness information.

Activities involved in co-designing materials would be eligible.

Business related preparedness materials

Items such as fact sheets or emergency kits.

CARRIED

10.9 NAME THE ROAD TO THE AUGATHELLA RODEO GROUNDS

RESOLUTION 233/26

Moved: Cr M Ebsworth
Seconded: Cr P Alexander

That Council

1. Notes the results of the community consultation regarding the naming of the access road to the Augathella Rodeo Grounds.

2. Selects *'Diggers Drive'* as Council's preferred road name for the above referenced road. This name honours our Service Men who risked and gave their lives to protect the many rights that all Australians enjoy today. The name *'Diggers Drive'* is also aligned to the

committee/s use of the Augathella Rodeo and Campdraft Grounds' events – being the Augathella Diggers Rodeo and Augathella Diggers Campdraft. The naming of this road as *'Diggers Drive'* also does not select / or recognise one individual's contribution to the Augathella area over another.

3. Authorises the Chief Executive Officer to undertake all necessary actions to progress the approval and registration of the road name in accordance with the relevant Queensland legislation and guidelines.

4. Upon approval, arrange for the installation of appropriate road signage and update Council's records accordingly.

5. Council will retain the suggestions on file for potential future use.

CARRIED

16 CONFIDENTIAL MATTERS

The Council Senior In-House Legal Advisor entered the meeting at 10:20am.

RESOLUTION 234/26

Moved: Cr T Sommerfield
Seconded: Cr P Alexander

That Council considers the confidential report(s) listed below in a meeting closed to the public in accordance with Section 254J of the Local Government Regulations 2012:

16.1 Bollon Road Industrial Estate

This matter is considered to be confidential under Section 254J - 3 (g) of the Local Government Regulations, and the Council is satisfied that discussion of this matter in an open meeting would, on balance, be contrary to the public interest as it deals with negotiations relating to a commercial matter involving the local government for which a public discussion would be likely to prejudice the interests of the local government;.

CARRIED

RESOLUTION 235/26

Moved: Cr M Ebsworth
Seconded: Cr T Sommerfield

That Council moves out of Closed Council into Open Council.

CARRIED

16.1 BOLLON ROAD INDUSTRIAL ESTATE

RESOLUTION 236/26

Moved: Cr T Sommerfield

Seconded: Cr M Ebsworth

That Council:

1. Retains Lot 21 on SP313219 for future waste-management purposes.

2. Authorises the Chief Executive Officer to issue a written notice to Wyatt terminating the lease over Lots 10, 11, 18 and 19 on SP313219 with vacant possession to be delivered on or before 31 December 2026.

3. Approves the following disclosure package for inclusion in the tender pack: (a) a search result of the Contaminated Land Register / Environmental Management Register, (b) the written notice required by section 408 of the Environmental Protection Act 1994 (Qld) (if contaminated), (c) a factual note that the land was previously dedicated as landfill and used to dispose of debris from the April 1990 Charleville flood, (d) that any slab-on-ground construction will be subject to a landfill gas risk assessment. The lots are sold on an 'as is, where is' basis with tenderers to conduct their own due diligence as to the condition of the site.

4. Retains Lots 22, 23 and 24 on SP313219 and excludes them from the current tender; retains Lot 22 for future use as a waste management facility; and directs Council officers to investigate resurveying the lots to make them larger and better suited to the intended industrial uses, and to report back with options, indicative costs, and timing.

5. Determines that the lots be put up for tender now, with the tender documents to note: (a) the lots are in the Township Zone under the current Murweh Shire Planning Scheme 2017 (Version 2); (b) purchasers will need to apply for an impact-assessable Material Change of Use approval under the current planning scheme; and (c) a draft Planning Scheme (Version 3) has been prepared which would place the lots in a new Industry Zone, and if the proposed Planning Scheme has commenced at the time of a purchaser's application, the Material Change of Use would be code assessable — however the proposed Planning Scheme is currently in draft only and still open for public consideration, so its commencement date is uncertain.

6. Directs the Chief Executive Officer to give effect to recommendations 3 and 5 in the tender documentation before it is issued.

CARRIED

The Council Senior In-House Legal Advisor exited the meeting at 10:34am.

The meeting adjourned for a morning tea break at 10:34 am.

The meeting resumed normal proceedings at 11:00 am.

The Director of Corporate Services was present in the meeting when it resumed.

10 CORPORATE & REGULATORY

11.1 FINANCIAL REPORT FOR THE PERIOD ENDING 30 JUNE 2026

RESOLUTION 237/26

Moved: Cr M Ebsworth
Seconded: Cr T Sommerfield

That Council receives and notes the Finance Report for the period ending 30 June 2026, including;

1. Cash Position
2. Monthly Cash Flow Estimate
3. Comparative Data
4. Capital Funding – budget vs actual
5. Road Works – budget vs actual
6. Capital Funding Detail
7. Rates Summary
8. Income Statement June 2026
9. Balance Sheet June 2026
10. Financial Statement Actual June 2026

CARRIED

11.2 HUMAN RESOURCES REPORT

RESOLUTION 238/26

Moved: Cr P Alexander
Seconded: Cr M Ebsworth

That Council receives and notes the June 2026 Human Resources Report.

CARRIED

11.3 WORKPLACE HEALTH & SAFETY REPORT

RESOLUTION 239/26

Moved: Cr T Sommerfield
Seconded: Cr M Ebsworth

That Council receives and notes the Workplace Health and Safety Report.

CARRIED

11.4 PLANNING MONTHLY REPORT

RESOLUTION 240/26

Moved: Cr P Alexander
Seconded: Cr M Ebsworth

That Council receives and notes the Planning Report for the July 2026 Council Meeting.

CARRIED

11.5 ADOPTION OF BODY WORN CAMERA POLICY (COM-004)

RESOLUTION 241/26

Moved: Cr P Alexander
Seconded: Cr T Sommerfield

That Council adopt the Body Worn Camera Policy (COM-004) as presented.

CARRIED

11.6 CLEANING SERVICES CONTRACT 2026-2029

RESOLUTION 242/26

Moved: Cr M Ebsworth
Seconded: Cr T Sommerfield

That Council award the Cleaning Services Contract 2026–2029 (Contract for Cleaning Tender No. C1 25-26) to Steer's Family Investments Pty Ltd, trading as Steer's Commercial Cleaning & Pest Control Services, for an annual contract value of $242,160 (inclusive of GST), for a term of three (3) years commencing 1 September 2026.

CARRIED

The Manager of Regulatory Services entered the meeting at 11:38am.

11.7 REGULATORY SERVICES REPORT

RESOLUTION 243/26

Moved: Cr M Ebsworth
Seconded: Cr T Sommerfield

That Council receives and notes the Regulatory Services Report for July 2026.

CARRIED

11.8 DEPASTURE OF STOCK ON RESERVES

Council asked that this matter lay on the table until the next meeting to allow for some corrections to be made to the policy.

11.9 MORVEN COMMON GRAZING CONDITION

RESOLUTION 244/26

Moved: Cr T Sommerfield
Seconded: Cr P Alexander

That Council approve the destocking of the Morven common through formal correspondence sent to each stock owner, seeking removal of stock by the end of August 2026 to allow for rejuvenation of the pasture.

CARRIED

The Regulatory Service Manager exited the meeting at 12:09pm.

The Director of Corporate Services raised a matter in relation to the parking arrangements at the Charleville Royal Flying Doctors Service (RFDS) Base.

The Chief Executive Officer declared a conflict of interest in as his wife is an employee of RFDS and exited the meeting at 12:10pm.

The Director of Corporate Services exited the meeting at 12:11pm.

The meeting adjourned for a short break at 12:12 pm.

The meeting resumed normal proceedings at 12:17 pm.

The Chief Executive Officer was present when the meeting resumed.

The Director of Engineering was present when the meeting resumed.

11 ENGINEERING SERVICES

12.1 ENGINEERING SERVICES REPORT

RESOLUTION 245/26

Moved: Cr T Sommerfield
Seconded: Cr P Alexander

That Council receives and notes the following Engineering Services Reports for July 2026;

- Operational Works Report
- Plant and Fleet Operations Report
- DRFA Restoration Works Report
- Capital Works Report

CARRIED

The Director of Engineering exited the meeting at 12:55pm.

12 ECONOMIC DEVELOPMENT

Nil

The Director of Communities, Community Services and Community Infrastructure entered the meeting at 12:57pm.

The Tourism, Marketing and Events Manager entered the meeting virtually at 12:58pm.

13 COMMUNITIES, COMMUNITY SERVICES & COMMUNITY INFRASTRUCTURE

14.1 TOURISM REPORTS - JUNE 2026

RESOLUTION 246/26

Moved: Cr M Ebsworth
Seconded: Cr T Sommerfield

That Council:

1. Receive and note the monthly tourism reports for July 2026 Council Meeting from the Cosmos Centre and Planetarium, the Charleville, Augathella and Morven Visitor Information Centres, and the WWII Secret Base.
2. Note that options to address wet weather road access at the WWII Secret Base are under investigation and will be presented to Council for consideration ahead of the 2027 peak season.

CARRIED

The Mayor declared a Material Personal Interest in item 14.2 - as he is Chair of the Outback Queensland Tourism Association (OQTA) and exited the meeting at 1.05pm

The Deputy Mayor assumed the role of Chair in the Mayor's absence.

14.2 OUTBACK QUEENSLAND TOURISM ASSOCIATION - 2026/2027 COUNCIL PARTNERSHIP RENEWAL

RESOLUTION 247/26

Moved: Cr T Sommerfield
Seconded: Cr M Ebsworth

That Council:

1. Approve payment of Outback Queensland Tourism Association (OQTA) Tax Invoice INV-1494 for the 2026/2027 Outback Queensland Council Partnership, being $25,150.00 plus GST ($27,665.00 inclusive), funded from the 2026/2027 Tourism and Economic Development operational budget.

2. Note that payment is due by 28 July 2026 and authorise the Chief Executive Officer to effect payment within terms.
3. Note that the Council Partnership renews annually and request that officers report to Council prior to the 2027/2028 renewal on the value delivered to Murweh Shire under the partnership, including marketing exposure, trade representation, and support to local operators.

CARRIED

The Mayor entered the meeting and resumed the Chair at 1:11pm.

14.3 MONTHLY LIBRARY REPORT JUNE 2026

RESOLUTION 248/26

Moved: Cr P Alexander
Seconded: Cr T Sommerfield

That Council receives and notes the Monthly Library Report for July 2026 including the Charleville, Augathella and Morven Libraries as presented.

CARRIED

The Tourism, Marketing and Events Manager exited the meeting at 1:15pm.

14.4 CHARLEVILLE BOTANICAL RESERVE - EXPRESSION OF INTEREST FOR THE QUEENSLAND GOVERNMENT "45 BY 45" ECOTOURISM PROGRAM

RESOLUTION 249/26

Moved: Cr T Sommerfield
Seconded: Cr M Ebsworth

That Council:

1. Endorse the preparation and lodgement of a partnership-based Expression of Interest (EOI) with the Department of the Environment, Tourism, Science and Innovation (DETSI) for recognition of the Charleville Botanical Reserve as a Queensland Government '45 by 45' ecotourism project, subject to the support of Bidjara community representatives, before the EOI round closes on 9 August 2026.
2. Note that lodging an EOI carries no capital commitment and does not bind Council or the Bidjara community, with all subsequent project stages to return to Council for decision with their own costings.
3. Endorse immediate consultation with Bidjara community representatives and the Charleville Botanical Reserve Management Committee prior to lodgement.
4. Authorise the Chief Executive Officer to finalise and lodge the EOI, attaching the Charleville Botanical Reserve Ecotourism Feasibility Assessment and High-Level Business Case, the Charleville Botanical Reserve Management Plan 2026 and the Management Committee Terms of Reference.

CARRIED

14.5 KING EDWARD PARK MASTER PLAN - APPOINTMENT OF CONSULTANT

RESOLUTION 250/26

Moved: Cr P Alexander
Seconded: Cr M Ebsworth

Council resolved that due to the need for additional clarity from the responders to the invitation to quote on the King Edward Park Master Plan, that this matter be deferred until the August CEO Briefing – to enable a broader discussion regarding the responses received by the 2 of the 3 responders.

Council requested that the 2 of the 3 respondents be invited to present their proposals at the August CEO Briefing, excluding Fulton Trotter - who are ineligible due to price constraint, and that Circ Design be invited to submit a proposal and present.

CARRIED

14.6 MURWEH SHIRE FACILITIES AND SPORTING COMMUNITY PROSPECTUS - ENDORSEMENT TO PROCEED

RESOLUTION 251/26

Moved: Cr T Sommerfield
Seconded: Cr M Ebsworth

That Council:

1. Endorse the production of the Murweh Shire Facilities and Sporting Community Prospectus, a 24–32 page publication profiling sporting and community facilities and clubs across Charleville, Augathella, Morven and Cooladdi, in accordance with the Project Plan at Attachment B.
2. Approve a project budget allowance of up to $55,000 for photography, drone and video media, graphic design and printing, funded from the 2026–27 operational budget (Community Services), with all engagements procured by quotation in accordance with Council's procurement policy.
3. Authorise the Chief Executive Officer to approve the immediate commencement of photography and media quotations so that action imagery can be captured during the August–October 2026 event calendar.
4. Note that the final prospectus will be presented to Council for endorsement prior to publication, targeted for the November 2026 Ordinary Council Meeting.

CARRIED

14.7 CHARLEVILLE ENDURO 2027 - REQUEST FOR IN-PRINCIPLE SUPPORT AND ENDORSEMENT

RESOLUTION 252/26

Moved: Cr P Alexander
Seconded: Cr T Sommerfield

That Council:

1. Provide in-principle support and endorsement for the 2027 Charleville Enduro, a three-day off-road endurance motorsport event proposed by Lukol Pty Ltd T/A Charleville Enduro for 20 to 22 August 2027, to be conducted at the Charleville Showgrounds and the privately held Lesdale property.
2. Note that in-principle support is conditional upon the organiser satisfying all requirements set out in this report prior to final event approval, including a Motorsport Australia event permit, $20 million public liability insurance naming Murweh Shire Council as an interested party, all statutory licences and approvals, written confirmations from Queensland emergency services, and an executed showgrounds hire agreement.
3. Authorise the Chief Executive Officer to issue a letter of in-principle support to the organiser and to finalise event approval administratively once all conditions are satisfied.
4. Note that any future request for in-kind assistance or waiver of fees will be assessed separately under the Community Grants Policy (FIN-012) and reported to Council.

CARRIED

14.8 EVENT APPLICATION - STARLIGHT KIDS HEALTH PARTY, GRAHAM ANDREWS PARK, 18 AUGUST 2026

RESOLUTION 253/26

Moved: Cr M Ebsworth
Seconded: Cr T Sommerfield

That Council:

1. Approve the event application from the South West Hospital and Health Service (SWHHS) HOPE Program to hold the Starlight Kids Health Party at Graham Andrews Park, Charleville, on Tuesday 18 August 2026 from 10.00am to 12.00pm, with site access from 8.00am to 2.00pm.
2. Grant approval subject to the following conditions: (a) a current Certificate of Currency for $20 million public liability insurance naming Murweh Shire Council as an interested party remains in force on the event date; (b) the event is conducted in accordance with the submitted Risk Assessment and Emergency Management Plan; (c) all marquees are portable, self-supporting and pegged; (d) emergency vehicle access is maintained at all times; and (e) the venue is cleaned and reinstated to its pre-event condition.
3. Note that no waiver of fees or in-kind assistance has been requested.

CARRIED

14.9 REQUEST FROM SOUTHWEST HOSPITAL AND HEALTH SERVICE TO WAIVE AUGATHELLA TOWN HALL HIRE FEES - HEALTHY AGEING PROGRAM 2026-2027

RESOLUTION 254/26

Moved: Cr P Alexander

Seconded: Cr M Ebsworth

That Council:

1. Receives and notes the correspondence dated 17 June 2026 from the South West Hospital and Health Service (SWHHS) requesting continued use of the Augathella Town Hall each Tuesday for the Healthy Ageing outreach program at minimal or no cost.
2. Approves in-kind assistance by way of a Community Assistance Grant of $3,120.00 to offset the annual Augathella Town Hall hire fee of $3,380.00 for a renewed twelve-month lease term from 28 November 2026 to 27 November 2027, with SWHHS to contribute the balance of $260.00, consistent with the arrangement approved under Resolution 216/25.
3. Authorises the Chief Executive Officer to execute the lease renewal with SWHHS on the same terms and conditions as the current agreement, including the requirement for public liability insurance of not less than $20,000,000.00.

CARRIED

14 CORRESPONDENCE FOR CONSIDERATION

Nil

15 CLOSURE

There being no further business the Mayor declared the meeting closed at 1:52pm.

6 BUSINESS ARISING FROM MINUTES

7 MAYORAL MINUTE

Nil

8 NOTICE OF MOTION

Nil

9 CORRESPONDENCE FOR MEMBERS' INFORMATION

9.1 CORRESPONDENCE FOR THE INFORMATION OF COUNCILLORS

Author: **Chief Executive Officer**

Authoriser: **Chief Executive Officer**

RECOMMENDATION

That Council receives notes the correspondence received post the 21 July 2026 Council Meeting that will be of interest to Councillors.

BACKGROUND

Correspondence for noting

Correspondence received post the July 2026 Council Meeting that will be of interest to Councillors.

LINK TO CORPORATE PLAN

1.1.1 Council has in place strategic decision-making frameworks to identify, prioritise, and meet current and future needs .

1.2.1 Council has in place effective whole of community communication and engagement strategies

1.3.1 Council has in place operational systems and capacity to deliver strategic priorities and core operations.

ATTACHMENTS

1. **2027 Annual Land Valuation Program** ⇩
2. **Community Health and Wellbeing Package EOT Letter Murweh SC** ⇩
3. **Qld Health - 2025-26 report on local government activities under the Food Act 2006** ⇩
4. **Consultation on draft biosecurity programs under the Biosecurity Act 2014** ⇩
5. **Consultation on the Warrego, Paroo, Bulloo and Nebine Water Plan** ⇩
6. **Letter from Biosecurity Queensland - Land Protection Fund 2026-27 - Murweh Shire Council** ⇩
7. **Murweh - Councillor OIA Conduct Snapshot - July 2026** ⇩
8. **Office of the Information Commissioner Report - Lets Get Digital** ⇩
9. **QLGGC Chair Letter to all councils - 2026 Census** ⇩
10. **Regional Tourism Infrastructure Fund - Round 2 NOW OPEN** ⇩
11. **QRA CEO Updated Queensland Disaster Funding Guidelines June 2026 - Version 4** ⇩
12. **QRA Council Newsletter August 2026** ⇩
13. **Murweh NEMA DRFA Review Submission B.Scott 20260813** ⇩
14. **OQTA General Meeting 27 August 2026** ⇩
15. **OQTA Latest Outback Queensland Industry News** ⇩
16. **Queensland councils can get Container Exchange Points for free** ⇩
17. **Satellite to mobile connectivity expands from text to apps** ⇩
18. **Telstra CEO Vicki Brady - Triple Zero Senate Inquiry** ⇩
19. **Complaint - Dirt Bike Riders - Steedman** ⇩
20. **Unlicenced and Unregistered Dirt Bike Riders - WHS Staff Near Miss** ⇩
21. **Concerns Re Dirtbikes Riverwalk** ⇩
22. **Positive Feedback - Augathella 2026** ⇩
23. **Thank You - Parking at Charleville Neighbourhood Centre** ⇩

24. **Thank you Morven Winter Ball** ⇩
25. **Thank you Rural Doctors Foundation** ⇩
26. **Thank you Thomas Gorman** ⇩

DELIVERING FOR QUEENSLAND | Queensland Government

Ref CTS 14555/26

Department of
Natural Resources and Mines, Manufacturing and Regional and Rural Development

05 August 2026

Good Morning

I am pleased to advise the 2027 Land Valuation Program that will include over half a million properties across 19 local government areas (LGAs) including Barcaldine, Blackall-Tambo, Boulia, Burke, Carpentaria, Cloncurry, Croydon, Flinders, Gympie, Livingstone, Logan, Mackay, McKinlay, Moreton Bay, Mount Isa, Richmond, Somerset, Southern Downs and Toowoomba.

Consistent with the provisions of the *Land Valuation Act 2010* (the Act), in making this decision as Valuer-General, I considered detailed property market analysis, feedback from local government areas, and the results of consultation with key stakeholders.

New land valuations will be issued by 31 March 2027 and will take effect for local government rates purposes from 30 June 2027.

Queensland's land valuation system is an open and transparent process delivered consistent with the Act.

The Department of Natural Resources and Mines, Manufacturing and Regional and Rural Development are running a campaign to encourage landowners to move to digital notices. To date, approximately 48% of landowners for the 2026 Land Valuation Program have signed up to receive digital notifications.

Following a trial of digital valuation roll display in 2026 enabling customers to view information in their own time online and not being limited to the opening hours of departmental or local government offices, I have made the decision to not provide hard copy valuation roll displays moving forward.

Transitioning to electronic delivery offers many benefits, including faster and more reliable delivery of valuation information and reduced environmental impact by minimising paper usage.

I seek your support to leverage your local government's communication channels to encourage more owners to uptake the digital option.

As in previous years, your local government will be provided detailed valuation information in advance of the new valuations being issued to assist with your rates modelling. Further information about the valuation process can be found on the Queensland Government website https://www.qld.gov.au/environment/land/title/valuation.

1 William Street Brisbane
PO Box 15216 City East
Queensland 4002 Australia
Website www.nrmmrrd.qld.gov.au
ABN 59 020 847 551

OFFICIAL

Should you have any further enquiries, please contact valuer-general@nrmmrrd.qld.gov.au.

Yours sincerely



Laura Dietrich
Valuer-General

Queensland Government

Our reference: con_23071

Mr Bruce Scott
Chief Executive Officer
Murweh Shire Council
PO Box 63
Charleville QLD 4470
bruce_scott@murweh.qld.gov.au

Dear Mr Scott

RE: **Letter of Offer – Extension of Time – Western Queensland Surface Trough and Associated Rainfall and Flooding**

The Community Recovery, Long-term Recovery and Resilience team, within the Department of Families, Seniors, Disability Services and Child Safety has been working with the Queensland Reconstruction Authority (QRA) and the National Emergency Management Agency (NEMA) to secure additional time for delivery of the Category C Community Health and Wellbeing Package for the **Western Queensland Surface Trough and Associated Rainfall and Flooding** event.

We are pleased to advise that a 12-month extension has now been approved.

The extension applies to the Community Recovery and Resilience Officer (CRRO) and Community Recovery Rebuild Support Officer (CRRSO) initiatives which are currently funded until 31 March 2027. The approved extension provides for delivery of these initiatives through to **31 March 2028**.

As your council is eligible for funding under the above disaster event but does not currently have a contract in place for these initiatives, we wanted to make you aware that funding remains available during the extended delivery period. This additional timeframe may provide a further opportunity to establish CRRO and CRRSO initiatives and deliver activities that support community recovery and resilience outcomes.

Please note that the extension does not include any additional funding, and the total funding available under the approved program will remain unchanged.

We hope this information is helpful. If your council is interested in learning more about the opportunity, Jessie Smith would be pleased to discuss it further and can be contacted at CRBSDE@chde.qld.gov.au to arrange a suitable time.

Yours sincerely



Diana Young
Director
Long-Term Recovery and Resilience Program, Community Recovery
Department of Families, Seniors, Disability Services and Child Safety

Queensland Government

Queensland Health

Enquiries to: Food Safety Standards and Regulation Unit
Health Protection & Regulation Branch
Telephone: 3328 9310
File Ref: C-ECTF-26/14158

Chief Executive Officer

Dear Sir/Madam

Local government reporting for activities under the *Food Act 2006*

Each year, Queensland Health completes and publishes an annual report on local government activities under the Food Act. The 2024-25 annual report is available on the Queensland Health website, with key findings also presented in an interactive online dashboard.

I would like to thank you and your local government for providing data for these reports. The information provided continues to provide insights into the administration of the Food Act and monitor the status of food safety in Queensland. It also assists Queensland Health to respond accurately to requests and enquiries from the Chief Health Officer, the Minister for Health and Ambulance Services, and relevant Commonwealth agencies.

Reporting for 2025-26 is now underway. We would appreciate your local government completing the survey on activities undertaken from 1 July 2025 to 30 June 2026. We acknowledge the time and effort required to provide this information; however, the timeframes are particularly important and the information is requested under the provisions of the Food Act.

Reporting is being undertaken via a secure online survey using the Microsoft Forms program. To help ensure consistency in the information provided by each local government, please refer to the guideline *Reporting of information by local governments on the Food Act 2006* when completing the survey.

The survey is available at https://forms.office.com/r/RX1AhCb9C0. Please complete the survey by **18 September 2026**.

Also attached is the worksheet *Reporting on local government activities under the Food Act 2006* to assist with completion of the survey.

Department of Health
Level 1, 15 Butterfield Street
HERSTON QLD 4006
PO Box 2368
FORTITUDE VALLEY BC QLD 4006

Telephone +61 7 3328 9310
Website www.qld.gov.au/foodpantry
Email foodsafety@health.qld.gov.au
ABN 66 329 169 412

If you have any questions regarding the Food Act reporting process or the survey, please contact Food Safety Standards and Regulation via email at foodsafety@health.qld.gov.au or phone 3328 9310.

Yours sincerely



John Piispanen
Executive Director
Health Protection and Regulation Branch
07 / 08 / 2026



Consultation on draft biosecurity programs under the *Biosecurity Act 2014*

Mr Bruce Scott
Interim Chief Executive Officer
Murweh Shire Council

Dear Mr Scott

I am writing regarding the Draft 2026–2031 Prevention and Control Program for Invasive Biosecurity Matter and Draft 2026–2031 Surveillance Program for Prohibited matter, Restricted Matter and locusts under the *Biosecurity Act 2014* (the draft Programs).

The Draft 2026–2031 Prevention and Control Program for Invasive Biosecurity Matter has been prepared to replace the existing Prevention and Control Program for Invasive Biosecurity Matter, which expires on 13 August 2026. The draft Program applies to the invasive plants and animals listed in Table 1.

The Draft 2026–2031 Surveillance Program for Prohibited matter, Restricted Matter and locusts will replace and consolidate existing Surveillance Programs for Invasive Fish, Invasive Biosecurity Matter, Asian Green Mussels and Locusts. This is intended to streamline policy and operational processes by bringing multiple surveillance programs into a single program. The draft Program applies to:

- Prohibited and restricted matter listed under the *Biosecurity Regulation 2016*, including:
  - Prohibited matter in Schedule 1:
    - Part 3 – Invasive plants
    - Part 4 – Invasive animals
    - Part 5 – Marine animals and plants
    - Part 6 – Noxious fish
    - Part 8 – Invasive ants
  - Restricted matter in Schedule 1A:
    - Part 1 – Noxious fish, marine animals and plants, and invasive ants (excluding electric ant (Wasmannia auropunctata) and red imported fire ant (Solenopsis invicta).
    - Part 2 – Invasive plants, invasive animals, and invasive ants
- Specified locust species, namely:
  - Australian plague locust (*Chortoicetes terminifera*)
  - Migratory locust (*Locusta migratoria*)

- Spur-throated locust (*Austracris guttulosa*)

The draft Programs are directed at:

- preventing the entry, establishment or spread of Program biosecurity matter that poses a significant biosecurity risk
- managing, reducing or eradicating Program biosecurity matter that poses, or could pose, a significant biosecurity risk
- confirming the presence and extent of Program biosecurity matter in Queensland
- confirming the absence of Program biosecurity matter from areas of Queensland
- monitoring the effectiveness of measures taken in response to biosecurity risks posed by Program biosecurity matter.

Authorised officers may enter places identified in the draft Programs to undertake the activities authorised under the programs.

I invite you to review and provide comments on the draft Programs, including any feedback on activities proposed within your local government area.

Please find a copy of the draft Programs at the following link.

Draft Biosecurity Programs

If you are unable to access the documents, please email invasives@dpi.qld.gov.au and we will send a copy to you directly.

Local governments that previously provided feedback on the Asian green mussel biosecurity programs do not need to provide further comments on the Asian green mussel component of the surveillance program unless they wish to do so.

Any comments should be provided by 21 August 2026 via email to invasives@dpi.qld.gov.au or via mail to:

Attn: Invasive Plants & Animals
Biosecurity Queensland
GPO Box 46
Brisbane QLD 4001

If you require any further information, please contact Mr Craig Hunter, Invasive Plants and Animals, Biosecurity Queensland on 0428 584 908.

Yours sincerely



Tim Farry
Acting General Manager
Invasive Plants and Animals, Biosecurity Queensland

Please note—links in this email will only work for the original recipient. If you have been forwarded this message and would like access to the Resource Hub contact invasives@dpi.qld.gov.au.

Received
Date: 21-07-2026
Doc ID: Murweh Shire Council
A000072

DELIVERING FOR QUEENSLAND | Queensland Government

Department of
Local Government,
Water and Volunteers

14 July 2026

MURWEH SHIRE COUNCIL
PO BOX 63
CHARLEVILLE QLD 4470

Dear Sir/Madam

Preliminary public consultation on the Warrego, Paroo, Bulloo and Nebine water plan

The process to review and replace the Water Plan (Warrego, Paroo, Bulloo and Nebine) 2016 (the water plan) is underway and you're invited to make a submission and help shape the draft water plan.

The Hon. Ann Leahy, MP and Minister for Local Government and Water and Minister for Fire, Disaster Recovery and Volunteers has released a preliminary public consultation notice (notice) for the proposed replacement of the water plan. The notice can be found on the Business Queensland website (link at the bottom of this letter). The release of this notice marks commencement of our consultation process and states the reasons for replacing the water plan, consultation arrangements and the submission process.

While the water plan is due to expire on 1 September 2026, it is proposed to postpone the expiry date to provide time to undertake consultation and ensure the best available science and information is used including new hydrologic, socioeconomic, environmental and cultural assessments.

We are seeking submissions from stakeholders and the community on the important issues you would like considered through the replacement of the water plan.

Submissions must be received by **5:00pm 28 September 2026**. Your feedback will be considered in the development of a draft water plan. A further opportunity will be provided for comment through another submission and consultation process prior to finalising the replacement water plan.

Have your say

To find out more or provide a submission by the closing date:

- Email our water planners at WPBNWaterPlan@dlgwv.qld.gov.au
- Phone (07) 3181 5120

275 George Street
Brisbane QLD 4000
PO Box 12898 George Street
Brisbane QLD 4003
Telephone 13 QGOV (13 74 68)
Website www.dlgwv.qld.gov.au
ABN 51 242 471 577



- Visit our Warrego, Paroo, Bulloo and Nebine water plan webpage at https://www.business.qld.gov.au/industries/mining-energy-water/water/catchments-planning/water-plan-areas/warrego-paroo-bulloo-nebine

I would encourage you to make a submission to ensure your views and ideas can be considered during the development of the draft replacement water plan.

Yours sincerely

Hamish Butler
Executive Director- South Region
Water Resource Management
Department of Local Government, Water and Volunteers

DELIVERING FOR QUEENSLAND | Queensland Government

Department of
Primary Industries

Our ref: CTS 06405/26

Mr Bruce Scott
Chief Executive Officer
Murweh Shire Council
bruce_scott@murweh.qld.gov.au

16 July 2026

Dear Mr Scott

Land Protection Fund 2026/27

The Land Protection Fund (LPF) supports the operational costs of the Invasive Plants and Animals Program, managed by the Department of Primary Industries (DPI) to mitigate risks from invasive species. It is funded by mandatory annual contributions from local governments and supports coordinated biosecurity actions statewide.

Under section 60 of the *Biosecurity Act 2014* the Minister decides payment amounts for a local government to pay for services provided by the Department of Primary Industries or an invasive animal board for activities that help the local government manage invasive species in the local government area.

For your awareness the annual Consumer Price Index (CPI) is currently 4.7 per cent as provided by Queensland Treasury at the end of the March 2026 for Brisbane. This information is available at: https://www.qgso.qld.gov.au/statistics/theme/economy/prices-indexes/consumer-price-index-state.

Please note the payment amount for the Land Protection Fund 2026/27 year has not yet been endorsed by the Minister for Primary Industries and as such the application of an annual CPI is indicative only; this correspondence has been provided to support your council's forward budgeting for the 2026-27 financial year.

If you require further information, please contact Kathleen Robson, Manger Policy and Engagement Invasive Plants and Animals on telephone 0438 392 981 or email Kathleen.Robson@dpi.qld.gov.au.

275 George Street Brisbane
GPO Box 46 Brisbane
Queensland 4001 Australia
Business Centre 13 25 23
Website www.dpi.qld.gov.au
ABN 66 934 348 189

Yours sincerely



Tim Farry
A/General Manager
Invasive Plants and Animals
Biosecurity Queensland
Department of Primary Industries

Office of the **Independent Assessor**

30 July 2026

Murweh Shire Council
CEO

By email: bruce_scott@murweh.qld.gov.au

Dear Chief Executive Officer

The Office of the Independent Assessor (OIA) remains committed to supporting Queensland councils by providing timely insights into councillor conduct matters, complaint trends and emerging issues across the sector.

As part of this commitment, I am pleased to provide your council's latest Councillor Complaint Snapshot (attached), summarising complaints received by the OIA relating to councillors within your local government.

Following feedback on the first snapshot issued in January, this edition includes active complaint numbers and full financial year data to provide greater visibility of complaint activity and emerging trends.

The snapshot is intended to support councils in monitoring councillor conduct matters, identifying potential risks and promoting high standards of conduct and good governance.

In addition to the six-monthly snapshots, the OIA will continue to support councils through quarterly CEO discussions, the quarterly *Insights* newsletter and detailed sector-wide analysis published in our annual report.

The OIA is also available to participate in workshops or discussions with councillors on conduct-related matters to support awareness and strengthen understanding of councillor obligations.

Should you have any questions about the information provided in the snapshot, or wish to discuss any trends or concerns identified, please contact our office. We welcome ongoing feedback to ensure these snapshots continue to meet the needs of councils and CEOs.

Thank you for your ongoing support and cooperation.

Yours sincerely

Charlie Kohn
Acting Independent Assessor
Office of the Independent Assessor

Office of the Independent Assessor
PO Box 15031
City East Qld 4002

Queensland Government

Office of the **Independent Assessor**

Councillor Complaint Snapshot

1 January to 30 June 2026

Murweh Shire Council			
Six-month complaints total	**0**	Issues raised	**0**
Financial year complaints total	**0**	Complaints active as at 30 June 2026	**0**
Recommendations issued 2025-26	**0**		
Complaints referred to the OIA under Section 150P(2)(a) of the Local Government Act.	**0**	Notices given under section 150R(2) of the Local Government Act.	**0**

Murweh Shire Council was one of 30 councils that did not receive any complaints about its councillors between 1 January and 30 June 2026.

Office of the **Independent Assessor**

Statewide

Top complaint issues raised about councillors

1 January to 30 June 2026

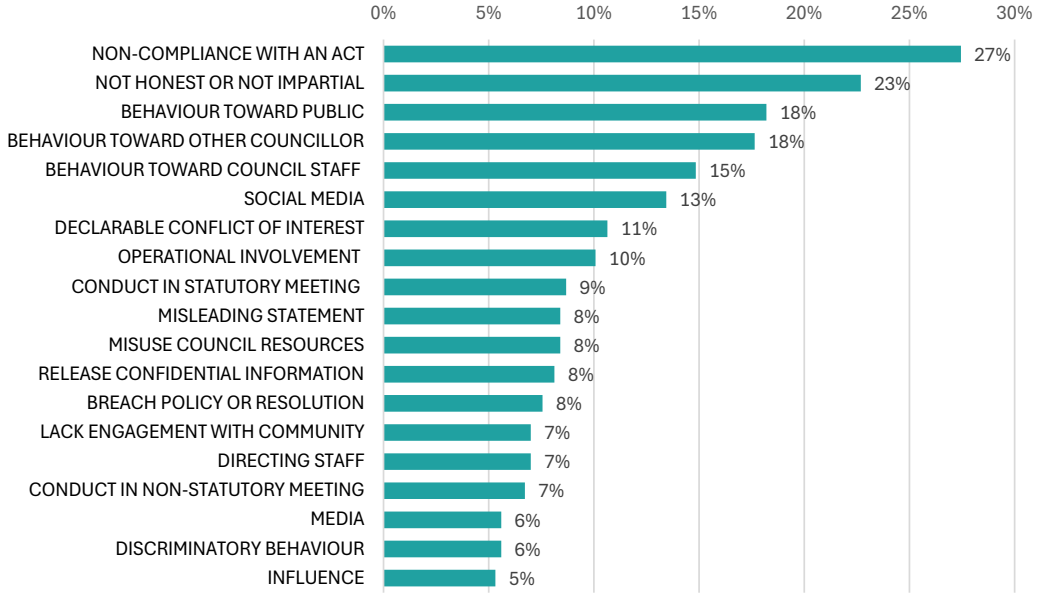

Please note: Each complaint may involve multiple issues. Each percentage represents the proportion of total complaints in which that issue was raised.

OIA misconduct investigation issues 2025-26

	Issue investigated	Number of investigations*
1	Non-compliance with an Act	33
2	Release of confidential information	16
3	Breach of Code of Conduct**	15
4	Conflicts of interest	14
5	Register of interests	13
6	Not honest and not impartial	9
7	Directing staff	8
8	Misuse of information	4
9	Influence	3
10	Breach of Policy or Resolution**	2

*One investigation can involve multiple issues.
** Complaints reclassified as conduct breach, linked to misconduct or resolution of council that future breaches be treated as misconduct.

Office of the **Independent Assessor**

Summaries of complaint issue categories

Issue type	Summary of issue
ACCEPTABLE REQUEST GUIDELINES	Failure to comply with the Acceptable Request Guidelines.
ADMINISTRATIVE DECISION	Complaint relating to a council administrative decision or the exercise of delegated authority rather than councillor conduct.
BEHAVIOUR TOWARD COUNCIL STAFF	Conduct by a councillor toward council staff.
BEHAVIOUR TOWARD OTHER COUNCILLOR	Conduct between a councillor and other councillors, either in person or online.
BEHAVIOUR TOWARD PUBLIC	Conduct toward members of the public, either in person or online.
BREACH INFORMATION PRIVACY	Breach of information privacy obligations.
BREACH LOCAL LAWS	Alleged breach of a local law by a councillor.
BREACH POLICY OR RESOLUTION	Failure to comply with a council policy or resolution of council.
CONDUCT IN NON-STATUTORY MEETING	Conduct occurring during briefings or workshops.
CONDUCT IN STATUTORY MEETING	Conduct occurring during a statutory meeting of council or committee.
DECLARABLE CONFLICT OF INTEREST	Failure to appropriately disclose or manage a declarable conflict of interest.
DEFICIENT PARTICIPATION	Failure to adequately participate in council business.
DIRECTING STAFF	Inappropriately directing or attempting to control council staff.
DISCRIMINATORY BEHAVIOUR	Conduct involving discrimination, harassment, or vilification.
ELECTION RELATED	Conduct relating to election campaigns.
FAIL TO COMPLY WITH ORDER	Failure to comply with an order or direction issued.
INFLUENCE	Improper influence or attempt to influence council decisions.
LACK ENGAGEMENT WITH COMMUNITY	Failure to appropriately engage or communicate with the community.
MEDIA	Conduct involving media statements, interviews or commentary.
MISLEADING STATEMENT	Making a public statement that is misleading, deceptive or likely to mislead.
MISUSE COUNCIL RESOURCES	Inappropriate or unauthorised use of council resources or facilities.
NON-COMPLIANCE WITH AN ACT	Failure to comply with relevant legislative obligations.
NOT HONEST OR NOT IMPARTIAL	Conduct demonstrating a lack of honesty or impartiality.
NOT RESPECTING MAJORITY DECISION	Failure to respect a decision of council once decision has been made.
OPERATIONAL INVOLVEMENT	Inappropriate involvement in the operational arm of the local government.
OTHER	Conduct not within another defined category – including not councillor conduct, criminal offences and DFV.
PRESCRIBED CONFLICT OF INTEREST	Failure to appropriately disclose or manage a prescribed conflict of interest.
RECRUITMENT MATTER	Conduct relating to recruitment, selection or employment processes.
REGISTER OF INTERESTS	Failure to appropriately complete or update a register of interests.
RELEASE CONFIDENTIAL INFORMATION	Unauthorised release or disclosure of confidential or restricted information.
REPEAT CONDUCT BREACHES	Repeated conduct breaches.
REPEAT UNSUITABLE MEETING CONDUCT	Repeated unsuitable conduct during council meetings.
SOCIAL MEDIA	Conduct occurring on social media, including moderation activities.
USE PERSONAL EMAIL	Conduct relating to the use of personal email accounts for council business.

Office of the Information Commissioner
Queensland

2 June 2026

Good afternoon

My report, '*Let's get digital: A review of online proactive disclosure practices by government agencies*' was tabled in the Legislative Assembly on 2nd June 2026.

You can access an electronic copy of the report here.

The review examined how twenty government agencies use their websites, social media and digital tools to publish government-held information and promote openness in government in line with Parliament's reasons for enacting the RTI Act. It examined whether information published was easy to find, easy to use, up to date, meaningful and met agencies' obligations under the Act. It also identified whether any trends exist across the different government sectors.

The review found that:

- almost all 20 government agencies reviewed have a reasonable suite of proactive disclosure strategies
- none of the agencies reviewed demonstrated innovative or excellent practices in leadership commitment to proactive disclosure
- 75% of agencies have not updated their publication schemes to comply with the *Information Privacy and Other Legislation Amendment Act 2023* (Qld) (IPOLA Act), which introduced new requirements for publication schemes from 1 July 2025
- 75% of agencies met or exceeded the expected minimum standard for administrative access arrangements. However, many did not promote their administrative access arrangements effectively, missing opportunities to reduce reliance on formal RTI applications.

We made five recommendations to all Queensland government agencies to improve their online proactive disclosure practices and ensure the community is kept informed of government's operations, and information under the government's control is a public resource.

Additionally, the review produced two checklists which agencies can use to assess online right to information practice and compliance with the *Right to Information Act 2009* (Qld). These checklists can be accessed here.

If you would like to discuss this report, please contact Ms Karen McLeod, Manager, Regulatory Audits on 07 3234 7373.

Yours sincerely

Joanne Kummrow
Information Commissioner

DELIVERING FOR QUEENSLAND | Queensland Government

Department of
Local Government, Water and Volunteers

Our ref: D26/8040

To all Queensland Council Mayors/CEOs

Dear Mayor/Chief Executive Officer

I am writing to advise that the Australian Bureau of Statistics (ABS) will conduct the national Census of Population and Housing on Tuesday 11 August this year.

The Census is the primary source of official population data used by the Federal Government to determine the allocation of the Financial Assistance Grant (FA Grant) to States and Territories. Each State's share of the total FA Grant funding pool is calculated based on population, making the accuracy of ABS population data critically important to ensuring Queensland receives its fair share of this funding.

Accurate Census data is therefore not simply a statistical exercise. It directly affects the quantum of funding available to Queensland and, ultimately, the resources that flow to local governments to support infrastructure, services, and community wellbeing. Where Census data does not fully reflect the reality of local communities, the funding consequences can be felt for many years.

One of the most common concerns councils raise with the Queensland Local Government Grants Commission (the Commission) is population undercount, particularly in communities experiencing high levels of mobility, non-standard housing arrangements, or other factors that make census counts more challenging. Ensuring that every household is counted, and that information is recorded accurately on Census night, is essential to addressing this issue.

As leaders within your communities, councils play a vital role in supporting strong Census participation. The Commission strongly encourages councils to work proactively with their communities and the ABS to promote awareness of the Census, encourage participation, and reinforce the importance of correctly completing Census forms.

The Commission has also written to the ABS to reinforce that population undercount remains a significant and ongoing issue for many Queensland councils, with real implications for service delivery and funding equity.

By working together to support the best possible Census outcome this year, councils can help ensure that Queensland's population is accurately captured, strengthening the State's position in the Federal funding allocation process and supporting fair outcomes for local communities across Queensland.

If you require any further information, please contact the Commission by email at QLGGC.Enquiries@dlgwv.qld.gov.au.

1 William Street Brisbane
GPO Box 2247 Brisbane
Queensland 4001 Australia
Telephone 13 QGOV (13 74 68)
Website www.dlgwv.qld.gov.au
ABN 51 242 471 577

Yours sincerely



Vic Pennisi
Chair
Queensland Local Government Grants Commission



RTIF ROUND 2 NOW OPEN!

If you're planning a tourism infrastructure project that will enhance the visitor experience and grow your destination, now is the time to start preparing your application.

Applications are now open for Round 2 of the Queensland Government's Regional Tourism Infrastructure Fund (RTIF), providing grants of up to $300,000 (ex GST) to support new or enhanced tourism infrastructure and visitor experiences across Queensland.

The fund aims to strengthen regional tourism by supporting projects that increase visitor numbers and expenditure, encourage longer stays, improve visitor dispersal and deliver lasting economic benefits for regional communities.

Funding is available to local governments, tourism operators, tourism businesses and not-for-profit organisations. Co-contributions are not required,

although applicants are responsible for any project costs above the grant amount.

Projects must not have commenced before funding is approved. However, funding may be used for distinct stages or elements of a larger project.

Key dates:

- Applications open: Wednesday 29 July 2026
- Applications close: Wednesday 9 September 2026
- Successful applicants announced: December 2026

View Grant Guidelines

Copyright © 2026 The Outback Queensland Tourism Association.
All rights reserved.
PO Box 506, Longreach QLD 4730

Want to change how you receive these emails?
You can update your preferences or unsubscribe from this list

21 July 2026

Good afternoon CEO

Following a review of the Queensland Disaster Funding Guidelines, I am pleased to advise the updated *Version* 4 *Queensland Disaster Funding Guidelines (June 2026)* is now available on the QRA website at https://www.qra.qld.gov.au/qdfg

The QDFG outlines Queensland's administration of two disaster relief and recovery funding arrangements:

- the Disaster Recovery Funding Arrangements (DRFA)
- State Disaster Relief Arrangements (SDRA).

The annual guideline review was undertaken in consultation with those state agencies administering funding to impacted communities and sectors, and the National Emergency Management Agency (NEMA).

Version 4 of the QDFG (June 2026) is effective from 1 July 2026, and supersedes the prior Version 3 *QDFG (December 2024)*. Please ensure any bookmarks or links are updated on your website or browser favourites.

The purpose of the QDFG is to:

- detail Queensland's administrative requirements for DRFA and SDRA relief measures that may be activated within Queensland following an eligible disaster to assist individuals, small businesses, primary producers, not-for-profit organisations, local governments and state agencies;
- outlines the activation, eligibility, application, delivery, reporting and acquittal requirements under both the DRFA and SDRA within Queensland; and
- provide a guide for local governments and state government agencies, not-for-profit organisations, primary producers, small businesses and the general public, on financial assistance and funding that may be available in the event of a disaster.

A summary of updates can be found in Section 2.1.1 – Summary of changes in the QDFG. QRA's liaison officers are available to assist councils and state agencies with queries or clarifications.

For more information, please contact your Regional Liaison Officer (RLO) or Resilience and Recovery Officer (RRO).

Regards

Jake Ellwood

Jake Ellwood
Chief Executive Officer
Queensland Reconstruction Authority

E jake.ellwood@qra.qld.gov.au
M 0448 148 217
Level 6, 400 George Street, QLD 4000
PO Box 15428, City East QLD 4002
www.qra.qld.gov.au
Connect with us via social media – Facebook LinkedIn YouTube





QRA Council Newsletter - August 2026

As we progress into the second half of the year, we've seen the 2025-26 disaster season trigger 15 DRFA event activations across all 76 Queensland local government areas.

In addition to standard DRFA Category A and B recovery measures offered, more than $222 million of Category C and D extraordinary assistance packages were developed and approved during the disaster season to provide short and medium-term targeted assistance for relief, emerging recovery needs and resilience building activities.

Current statewide program

62 events | **77** councils with an active program | **$17.8** billion

2021-22	2022-23	2023-24	2024-25	2025-26
9 events	8 events	13 events	17 events	15 events
66 councils	57 councils	66 councils	73 councils	76 councils
$4.92 billion	$1.3 billion	$3.85 billion	$5.33 billion	$2.4 billion
ETD $3.74 billion	ETD $905.3 million	ETD $2 billion	ETD $1.09 billion	ETD $55.8 million
EFC $3.78 billion	EFC $0.99 billion	EFC $3.35 billion	EFC $5.05 billion	EFC $2.27 billion
30/6/2024	30/6/2025	30/6/2026	30/6/2027	30/6/2028
97% complete (remainder under EOTs)	92% complete (remainder under EOTs)	60% complete (remainder under EOTs)	22% complete	2% complete



***As at 30 July 2026**

Disaster Recovery Funding Framework news

As you'd be aware, on 5 June 2026, a National Emergency Management Ministers Meeting (NEMMM) was held by the Australian Government on the proposed Disaster Recovery Funding Framework (DRFF) to replace the current Disaster Recovery Funding Arrangements (DRFA).

The key proposed changes under the DRFF include a 50:50 funding model (removal of up to 75 per cent Commonwealth funding), standardised assistance packages, changes to non-standard and exceptional circumstances categories, increased event activation thresholds from $240,000 to $2.7 million, and replacement of the DRFA efficiencies framework with a new Resilient Infrastructure Scheme (Betterment).

The Queensland Government is opposed to the reforms on the basis they will increase financial pressures on local governments, constrain the delivery of reconstruction activity and increase the likelihood of deferred repairs to damaged roads, bridges and community assets, particularly in regional and remote areas. QRA has engaged with the Local Government Association of Queensland (LGAQ) which is also advocating to the Australian Government against the proposed changes.

The Commonwealth has requested initial feedback be provided by 19 August 2026. Please engage with LGAQ to assist with providing feedback.

While discussions on the reforms are ongoing, we'd like to reassure all LGAs that DRFA remains fully operational for the upcoming disaster season and councils should be confident in proceeding with their normal planning and preparations.



Ingham Substation Flood Resilience Project Stage 1a – Funded and delivered under QRRRP Round 1.

Queensland Resilience and Risk Reduction Program: Round 2

QRA will soon begin considering projects for funding under Round 2 (2026-27) of the Queensland Resilience and Risk Reduction Program (QRRRP).

The $450 million QRRRP is Queensland's new approach to providing a strategic, annual funding program, using efficiencies realised during the delivery of Queensland's Disaster Recovery Funding Arrangements (DRFA) reconstruction program. Jointly funded by the Commonwealth and State Governments, the QRRRP will be delivered to improve the State's resilience to future disaster events across three key streams:

- Stream 1 - Queensland Betterment Fund: to support the delivery of high priority, large-scale betterment infrastructure projects
- Stream 2 - Queensland Resilience and Risk Reduction Fund: to support the delivery of targeted projects that reduce risk and build long-term resilience
- Stream 3 - Hazard and Risk Priorities Fund: to support the delivery of contemporary disaster risk assessments and priority flood risk management projects that address identified risks and build future preparedness and resilience.

QRRRP Round 1 is currently in delivery and includes 16 projects with a total funding amount of $140 million. These projects were identified by QRA in consultation with Queensland Government agencies leveraging Local Resilience Action Plans (LRAPs) from councils.

QRRRP Round 2 is currently under development, with scope and project identification yet to be finalised. In line with QRRRP Round 1, the proposed approach for selecting projects for government consideration later this year is primarily through LRAPs, with a focus on infrastructure projects.

LRAPs provide a clear idea of which types of hazards are most prominent, which regions are most in need, and which type of projects are a priority. These local insights offer a clear evidence base and justification for funding decisions.

Council LRAPs will be reviewed alongside state-level projects to ensure the highest priority projects are selected to make the greatest impact in strengthening Queensland's disaster resilience.

Proposed QRRRP Round 2 projects will be submitted for Queensland Government consideration in late-2026. Pending government approval, successful Round 2 projects are expected to be announced by the end of the year, at which time detailed guidelines will be provided to funding recipients.

For more information on the QRRRP and a list of projects approved under QRRRP Round 1, please visit the QRA website. For any questions, please contact the Grants team.

DRFA reminder

We'd like to remind all councils the following deadlines are in place under the Disaster Recovery Funding Arrangements (DRFA) for the 2025/26 event year:

- **30 September 2026:** Submission of actuals for Counter Disaster Operations (CDO), Emergency Works (EWK), and Immediate Reconstruction Works (IRW) to be lodged.

- **30 October 2026**: Submission of pre-approval applications for Reconstruction of Essential Public Assets (REPA) projects to be lodged.

Please remember, it's important to meet these deadlines to ensure timely access to funding and support for your community.

If you would like assistance or require more information, please contact your QRA Regional Liaison Officer (RLO).





Disaster Emergency Management Conference



QRA recently attended the Disaster Emergency Management Conference (DEMC) on the Gold Coast.

The event saw some of Australia and New Zealand's most dedicated sector leaders, professionals and service providers in the one place for two big days of learning, listening, strategising and conceptualising the future of the sector.

QRA CEO Jake Ellwood presented on 'Adapting, Learning, Leading - Recovery and Resilience in Queensland'. Jimmy Scott, General Manager Recovery and Resilience presented on the proposed Disaster Recovery Funding Framework (DRFF) outlining the potential impacts of reforms to the existing Disaster Recovery Funding Arrangements for Queensland's councils.

Strategy and Engagement Director Kasey Donald and Get Ready Queensland Manager Gillian Moody were also in attendance and presented on the new Get Ready Queensland program launching nationally and leading the charge in disaster preparedness.

H5 Bird Flu update

Avoid. Record. Report!



Queensland has recorded its first confirmed case of H5 bird flu in a wild bird. The positive test result is from a dead petrel found on Moreton Island (Mulgulpin).

This positive case follows 17 detections of H5 bird flu in Western Australia, South Australia and New South Wales.

There remains no detections in poultry, or evidence of large-scale deaths in any animals in Queensland. Queensland has activated emergency arrangements and is undertaking surveillance to determine the extent of the infection in wildlife.

Public messaging for H5 bird flu includes:

- **AVOID** contact with sick or dead wild birds or wildlife and their environment. Do not touch or collect sick or dead wild birds or wildlife.
- **RECORD** what you see. If safe, record information on the number of dead birds/animals, species, location, date and time. Focus on multiple sick/ dead birds.
- **REPORT** sick or dead wild birds to the Emergency Animal Disease Hotline on 1800 675 888 (24/7).

Visit the DPI website for the latest information.







Reconstruction Monitoring activity update

QRA's Reconstruction Monitoring (RM) events were in full swing over the past few months.



Teams were on the ground in May across North Queensland joining forces with Community Recovery Officers, Townsville City Council, Hinchinbrook Shire Council and the Cassowary Coast Neighbourhood Centre.

A total of 643 properties including homes and businesses in Cairns, Cassowary Coast, Hinchinbrook and Townsville were visited to check in on recovery progress.

Last month RM took place in Wide Bay (Fraser Coast and Bundaberg) and Darling Downs South West (Western Downs, Toowoomba and Lockyer Valley) to check on recovery post Tropical Cyclone Alfred (March 2025) and the Queensland Monsoon Trough, Cyclone Koji, Cyclone Narelle and Severe Weather (April 2026).

A total of 436 properties were assessed across the Bundaberg, Hervey Bay and Chinchilla regions and the data captured will inform state agencies and local councils on the progress of reconstruction and recovery efforts.

The final RM operation relating to TC Cyclone Alfred will take place in south-east Queensland between 17 and 21 August across the following local council areas:

- Brisbane
- Ipswich
- Gold Coast City
- Sunshine Coast
- Logan
- Scenic Rim.

Results from these assessments will be shared with impacted councils and relevant state agencies.

Many thanks for your assistance and all your friendly faces out in the field.



Golden Beach upgrade futureproofs foreshore

The Caloundra seawall reconstruction project is now complete and ready for beachgoers after severe weather in 2021 and 2022 caused significant damage to the foreshore.



The $6.3 million investment has revitalised and protected Golden Beach's foreshore and includes:

- A 208-metre rock and concrete seawall to protect the foreshore and community areas
- Improved beach access, including new staircases, and pedestrian and vehicle ramps
- A reconstructed boat ramp at the Naval Cadets site
- Terraces for seating – perfect for viewing events
- Landscaping to highlight Golden Beach's natural beauty.

Designed to adapt to future sea level rise projections, these upgrades will ensure Golden Beach remains a safe and beautiful Sunshine Coast destination for years to come.

This project was funded by the Australian and Queensland Governments under the Disaster Recovery Funding Arrangements

Have your say on heat action survey

Griffith University and James Cook University researchers invite Queensland local governments to participate in the Queensland Local Government Heat Action Survey.

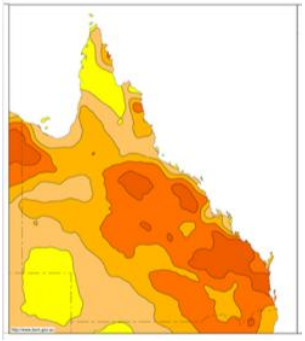

This survey is part of the Heat-Health Impact Monitoring, Action and Communication for Queensland (HIMACQ) project funded by the Australian Government's National Emergency Management Agency (NEMA - DRF Round 4).

The survey aims to better understand current heat-health and heat-risk resilience actions being implemented across Queensland councils and questions relate to heat governance, planning, partnerships, and support for at-risk populations.

Findings will help identify good practice examples, common challenges, and opportunities to inform future policy, funding, and practical support for local governments.

To learn more or register your council's interest, scan the QR code or contact Griffith University Project Co-ordinator Mehak Oberai.

Gender and Disaster Australia forum

Did you know gender plays a significant role in how individuals and communities experience and recover from disasters?



QRA's Recovery Planning Manager Dejan Greenhalgh-Tomasovic recently attended the Gender and Disaster Australia Learning and Collaboration Forum in Melbourne. For the past three years, Dejan has worked with the organisation to deliver training to the emergency management sector.

The forum brought together experts from across the country to participate in workshops aimed at shaping a national research agenda on gender and disaster resilience. This important work will help address gaps in how gender is considered in disaster research, policy, and practice.

A compelling example of how disasters intersect with gender is the link between temperature increases and domestic and family violence. Research shows that every 1°C rise in temperature is associated with a 4.7 per cent rise in intimate partner violence*

*Source: UN Spotlight Initiative Brief, 2025.



The 2026 RAA judges are from left John Bosnjak, Queensland Police Service, Collin Sivalingum, Australian Red Cross, Sharleen Keleher, Queensland Health, Peter Readman, Department of Primary Industries , Kate Retzki, Office of the Inspector-General of Emergency Management, Faye Gibson, Get Ready Queensland (State Convenor). (Absent from photo is Carl Peterson, Department of Communities).

Resilient Australia Awards competition heats up

Excitement is building for the 2026 Resilient Australia Awards in September. This year, 39 nominations were received, more than double the 2025 total so a big thank you to the judges for their time an valuable input.

Thank you to all councils, community groups, schools, businesses and government agencies who entered a submission across the seven categories.

The Queensland awards night will be held on Wednesday 23 September in Brisbane. You can learn more about the awards on the Get Ready Queensland website.

DPI hosts DRFA information session

The Department of Primary Industries (DPI) is hosting an information session for local governments on Thursday 3 September.



The session will discuss assistance measures available to primary producers under the Disaster Recovery Funding Arrangements (DRFA) and DPI's role in activating these. It will also include a discussion of the different tools DPI uses to inform these activations, such as the Disaster Impact Survey.

It will also cover the current arrangements for providing emergency fodder assistance and a question-and-answer component.

The session will run for one hour via MS Teams and people interested in attending can register via the Attendee Registration Form.

Meeting invites will be sent following registration.

New blueprint for flood resilient homes

The Design Guidance for Flood Resilient Homes is now available to all Queenslanders.

It was developed to help homeowners undertaking resilient retrofitting and home raising works through the Resilient Homes Fund (RHF).

The RHF is a $741 million program jointly funded by the Queensland and Australian Governments through the Disaster Recovery Funding Arrangements (DRFA), developed in response to the major flood disasters of 2021-22.

Over the past four years families have leveraged the Design Guidance for Flood Resilient Homes when raising their house, rebuilding, or improving a home's flood resilience.

Now, the guidance has been enhanced and informed by the experiences of homeowners supported through the RHF.

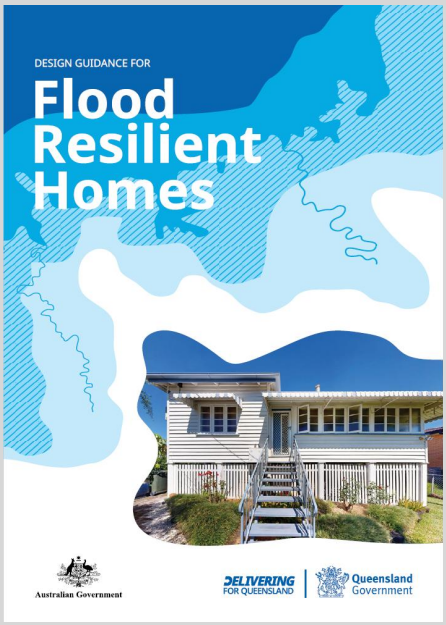

This collaboration brought together technical expertise, industry rigour, and the recovery-focused, on-ground know-how QRA has built through 15 years of disaster recovery work.

The guidance is free for anyone to read and download via QRA's Get Ready Queensland website.

Resilient Homes Fund Evaluation Report

The Resilient Homes Fund (RHF) Evaluation Report has now been released, offering valuable insights into the program design and delivery of the $741 million Disaster Recovery Funding Arrangements program.

The RHF was the first program of its kind, aimed at supporting homeowners impacted by the 2021–22 Southern Queensland Floods through resilient housing interventions of Home Raising, Resilient Retrofit or Voluntary Home Buy-Back (VHBB). QRA played a key role in delivery of the VHBB intervention of the RHF, with 685 contracts settled.

The evaluation was co-funded by QRA and Natural Hazards Research Australia (NHRA) and delivered by the University of Queensland (UQ), in collaboration with key contributors.

Connect with QRA

We'd love to hear your feedback about the QRA council newsletter. Please let us know if there are topics you'd like to hear more about.

DELIVERING FOR QUEENSLAND | Queensland Government

SHIRE OF MURWEH
MORVEN - CHARLEVILLE - AUGATHELLA

PO Box 63 Charleville Q 4470
mail@murweh.qld.gov.au
P. (07) 4656 8355
F. (07) 4656 8399
murweh.qld.gov.au
ABN. 98 117 909 303
Address all communications
to the Chief Executive Officer

13 August 2026

Mr Pat Hetherington
Interim Coordinator-General
National Emergency Management Agency
GPO Box 133
CANBERRA CITY ACT 2601
By email: disastermanagementreform@nema.gov.au

Dear Mr Hetherington

RE: Submission on the Disaster Management Reform Discussion Paper – Proposed Disaster Recovery Funding Framework

I am writing on behalf of Murweh Shire Council in response to the National Emergency Management Agency's (NEMA) Disaster Management Reform Discussion Paper (6 July 2026), which sets out proposed changes to national disaster recovery funding through a new Disaster Recovery Funding Framework (DRFF) to replace the existing Disaster Recovery Funding Arrangements (DRFA).

Council has reviewed the Discussion Paper, the Queensland Reconstruction Authority's (QRA) analysis of impacts on Murweh Shire Council, and the Queensland Government's preliminary state-wide modelling presented to Local Government Managers Australia Queensland on 9 July 2026. Having considered this material, **Council calls on the Australian Government to abandon the proposed changes to the DRFA in their current form.** The reforms, as drafted, would materially and disproportionately disadvantage small, remote and highly disaster-prone communities such as Murweh Shire, while shifting a greater share of financial risk onto local government and the State.

Impact on Murweh Shire Council

Since the introduction of the DRFA in 2018, Murweh Shire Council has activated support for nine separate events, receiving $49.7 million in total DRFA program funding, of which the Commonwealth has met approximately 64 per cent ($31.8 million). QRA modelling shows that under the proposed 50:50 DRFF cost-sharing model, the Commonwealth's contribution to this same body of work would fall to approximately 50 per cent ($24.8 million) - a reduction of $7.0 million (22 per cent) that Council and/or the State would be required to absorb to maintain existing service levels.

Betterment: Since 2013, Council has delivered one betterment project (Barngo Road, 2021-22) valued at $74,148. Under the proposed Resilient Infrastructure Scheme, which caps betterment funding at 15 per cent of a project's Estimated Reconstruction Cost, this project would not have been fully funded, leaving a shortfall of $73,592 to be met locally.

A practical example of the importance of retaining Betterment in its current form: Council is currently in the process of delivering a $30.0m Betterment project on behalf of the Department of Transport and Main Road on a section of road on the State network (Diamantina Developmental Road). This road is Australia’s longest road which starts at Charleville and ends in Mt Isa a distance of 1,439kms and transverses some of Queensland’s remotest locations. During the 2025 Western Queensland Surface Trough and Associated Rainfall and Flooding, 21 March - 19 May 2025, this road failed at its very start where the culverts that are just west of Charleville became submerged at a Warrego River

height of 4.0m - where the bridge over the Warrego River at Charleville has flood immunity of 6.1m. The inability to cross these culverts added an incredible amount of time and aircraft hours to the resupply of communities west of Charleville in this flood event and many other flood events of the past.

This project and the replacement of the bridge at South Comongin and the bridge over the Paroo River at Eulo are all examples of Betterment projects that result in the effective resupply of communities during flooding i.e. the agility and efficiency to manage large scale disaster events, the ability to move essential oil and gas products and infrastructure, the humane movement of livestock, and the safety of road users during the prolonged flood events in the Queensland Channel Country.

Category C and D programs: Council has also received $299,000 for flood studies, risk assessments and intelligence systems under existing Category C/D arrangements. These forms of assistance may no longer be available under the DRFF's standardised packages, with no clarity yet provided on replacement arrangements.

Counter Disaster Operations (CDO): The eligibility of Council's CDO costs - historically reimbursed under the DRFA - remains unresolved and 'subject to consultation' under the DRFF. Given Murweh's remoteness and the high proportion of response costs Council bears directly, continued uncertainty on this point is a significant concern.

State-wide and National Context

Queensland Government spends more on disasters than any other state or territory. Recent reports show that Queensland spends in excess of $90 per capita per annum on disaster management.

Recent Queensland-specific figures give some sense of scale: in the 2025-26 disaster season alone, approximately 80 per cent of Queensland was affected by severe weather, with more than 60 of the state's 77 councils receiving DRFA assistance, and packages worth well over $200 million were announced in response to a single season of events.

Council's experience reflects a broader pattern evident in Queensland Government modelling. The Commonwealth's overall contribution to Queensland's disaster recovery costs is projected to fall from approximately 64 per cent under the DRFA to approximately 49 per cent under the DRFF. In 2025-26 alone, Queensland would have been more than $713 million worse off under the proposed arrangements once cost-shifting ($637.5 million) and forgone efficiencies ($76 million) are combined. Modelled cumulatively since the DRFA's introduction in 2018, Queensland would be at least $2.8 billion (44 per cent) worse off under the DRFF.

State modelling further indicates that the Commonwealth is the principal financial beneficiary of the proposed 50:50 shift, gaining an estimated $330 million per annum nationally, while Queensland is the most adversely affected jurisdiction of any state or territory, losing an average of $213.5 million per annum (2019-2023 basis). This inequity is compounded by the removal of the existing 75:25 'safety net' for large-scale disaster seasons that exceed a jurisdiction's financial capacity - a safety net Queensland, as one of the most disaster-prone states in the country, has repeatedly relied upon.

The proposed increase to the small disaster/event activation threshold, from $240,000 to $2.7 million, is of particular concern for a remote shire such as Murweh. Statewide modelling shows that 27 event activations in Queensland since 2018-19, worth a combined $27.2 million, would not have met the new threshold. While this may represent a small proportion of total program expenditure statewide, for geographically isolated communities like Murweh, individual events of this scale can be locally significant, and the higher, single, statewide threshold does not account for this.

Council is also concerned that the proposed removal of the DRFA Efficiencies Framework - under which any difference between estimated and actual project costs is currently managed within the State's overall reconstruction program - would instead require any legitimate cost overrun above a

project's estimated reconstruction cost to be borne entirely by Council and/or the State. Statewide, Queensland has directed more than $700 million of DRFA efficiencies into strategic mitigation and resilience initiatives, including the $450 million Queensland Resilience and Risk Reduction Program. The removal of this mechanism, combined with the standardisation of betterment at a flat 15 per cent of ERC, is projected to mean only around one per cent of the 770 betterment projects delivered across Queensland since 2013 would have been fully funded under the DRFF.

Recent comments below by a senior Australian Government minister and assistant minister suggest that the Australian Government is well aware of the vulnerability of Queensland in managing its natural disaster exposure - but is still willing to cost shift its federal responsibilities to the states and territories as a result of this review.

Federal Minister for Emergency Management Kristy McBain said the new funding packages would provide further momentum for Queensland's recovery.

"We stand by disaster weary communities to make sure they're supported long after the storm has passed and floodwaters have receded," Minister McBain said.

"This new investment from the Commonwealth and state acknowledges disaster recovery is complex, and our recovery focus has to be equally as broad.

"Together we will work to ensure assistance gets to where it's needed and communities can move forward to enjoy better times."

Federal Assistant Minister for Regional Development Senator Anthony Chisholm said the government was committed to supporting Queenslanders at every stage of their recovery.

"Queenslanders know all too well that recovery from severe weather events can be long and complex.

"Through this additional funding support, we want vulnerable Queenslanders, affected farmers and regional communities to know the Albanese Government will have your back every step of the way."

Council's Position

Council does not dispute that the current DRFA has genuine shortcomings, including complexity, slow claims processing, and inconsistent support across jurisdictions, and we support the Commonwealth's stated aims of speed, simplicity and consistency. However, the modelling available to Council indicates that the proposed DRFF does not achieve fairness - rather, it transfers financial risk from the Commonwealth onto the states, territories and, ultimately, local governments least able to absorb it. This runs counter to the Independent Review of Commonwealth Disaster Funding's own recommendation (Recommendation 39) that cost-sharing reform give due consideration to the capacity of individual state and territory governments.

Council is a small, remote local government with a limited rate base and is highly exposed to recurring flood and severe weather events. We do not have the financial capacity to absorb an increased local share of disaster recovery costs, nor to fund cost overruns on reconstruction projects that would previously have been managed through the State's efficiencies program.

Council's Request

Murweh Shire Council requests that the Australian Government:

1. Abandon the proposed shift to a strict 50:50 cost-sharing model and retain a funding model that includes a safety-net mechanism for jurisdictions facing disaster costs beyond their financial capacity, consistent with the intent of Colvin Review Recommendation 39;

2. Retain the existing small disaster criterion, or ensure any revised threshold appropriately accounts for the circumstances of small, remote and geographically isolated councils rather than applying a single statewide figure;
3. Retain a betterment and efficiencies mechanism that reflects actual project circumstances, rather than a flat 15 per cent cap that would leave the great majority of betterment projects unfunded;
4. Provide certainty on the future treatment of Counter Disaster Operations costs before any new framework is finalised; and
5. Ensure that any transition to standardised assistance packages does not reduce the overall level of support currently available to disaster-affected regional and remote communities.

Council supports the position being advanced by the Local Government Association of Queensland (LGAQ) in its statewide response to this consultation and requests that this submission be read in conjunction with that response.

Conclusion

Murweh Shire Council appreciates the opportunity to contribute to this consultation and welcomes further engagement with NEMA as policy development continues. Given the scale of the potential impact on Council and on Queensland more broadly, we urge the Australian Government to reconsider the proposed reforms and to work with the states, territories and local government to develop arrangements that are genuinely fairer and do not simply shift financial risk down to those least able to bear it.

Please do not hesitate to contact me on email: bruce_scott@murweh.qld.gov.au or mobile: 0427 586 902 should you wish to discuss this submission further.

Yours sincerely



Bruce Scott OAM
Chief Executive Officer
Murweh Shire Council

Dear valued member

As you may be aware, The Outback Queensland Tourism Association Inc. (OQTA) is incorporated under the Associations Incorporation Act 1981. This incorporation means that OQTA is a legal entity in its own right and importantly, affords the association certain legal protections. As an incorporated association, OQTA must operate according to a set of rules, which are consistent with the Act. These rules are often referred to as a constitution.

OQTA has engaged with governance consultants, CPR Group, for a comprehensive review of our association's constitution. A proposed new constitution has been prepared, which aligns with the provisions of the amended Act and reflects the contemporary provisions of good governance.

The new constitution is proposed to supersede OQTA's existing constitution, once it has been adopted by members and registered with the Queensland Office of Fair Trading.

As an integral member of our association, the OQTA Board is keen to ensure you have an opportunity to review the proposed new constitution, before members are asked to accept the document at an upcoming General Meeting.

We are therefore pleased to present the following draft documentation, for your review:

- Proposed new constitution
- Explanatory covering note to constitution

Please review these documents and direct any questions, comments or feedback to admin@outbackqueensland.com.au by Thursday, 20 August 2026.

All financial members are invited to attend the General Meeting to adopt the new constitution, which will be held both in-person and online:

Thursday, 27 August 2026
7.30am, for a 7.40am start, concluding at 8.15am.

In-person: Brisbane City Hall, Ithaca Auditorium (2nd Floor), Ann Street entrance
Online: A link will be sent prior to the session

To register, please click here.

As always, thank you for your ongoing commitment to our association.

Cr Shaun (Zoro) Radnedge
OQTA Chair



OVERLANDER'S WAY CAMPAIGN NOW LIVE

Our 2026 *Drive the Overlander's Way* campaign is now live! The co-ordinated marketing and PR campaign includes:

- Fresh photography and video content captured along the route
- Dedicated digital advertising and social media promotion
- A campaign landing page with itineraries, experiences and travel inspiration
- PR activity and media visits
- RACQ Road Ahead magazine coverage
- Seven Weekender and Channel 10 News coverage
- A targeted Townsville radio campaign encouraging drive visitation

For Councils and operators along the Overlander's Way, there are a few simple ways to get involved:

👉 Share the campaign videos and social assets across your channels

👉 Use the campaign social overlays on your own images

👉 Add the campaign e-signature ribbon to your emails

👉 Make sure your ATDW listing, events and experiences are up to date

👉 Respond to any media opportunities that come your way

The Operator Toolkit contains everything you need, including downloadable campaign assets, hero imagery, overlays, e-signature graphics and links to the campaign landing page.

DOWNLOAD THE CAMPAIGN TOOLKIT







OUTBACK TOURISM TAKES CENTRE STAGE

It's been a huge few weeks for Outback Queensland tourism, taking centre stage on screens across the nation!

We've been thrilled to support news stories and live weather crosses with Channel 10, *Weekender*, *Creek to Coast* and *The Great Outdoors* episodes with Channel 7, *Back Roads* on ABC, and *Travel Guides*, *My Way* and the *Today Show* on Channel 9.

Stay tuned across our socials for more upcoming episodes!



NEW FUEL INCENTIVE PROGRAM

OQTA has launched a new $25,000 Fuel Incentive Program to help stimulate touring during the 2027 shoulder season.

The initiative will provide $1,000 fuel incentives for up to 25 eligible tour departures, supporting partner Councils and OQTA trade members to attract new group touring business across the region. The program aims to encourage additional departures, longer stays and increased visitor spending throughout Outback Queensland.

Eligible travel must take place during the following 2027 shoulder season periods:

- 14 February – 30 April 2027 *(excluding Easter: 22 March – 1 April 2027)*
- 13 September – 20 November 2027

Funding will be allocated on a first approved, first served basis, with eligible organisations welcome to submit multiple tour applications. Applications should be lodged with OQTA via email before tour departures are confirmed to ensure funding remains available.



TAKE THE AUSTRALIAN FARM TOURISM SURVEY

Tourism Australia is conducting a national survey aimed at agritourism across the country. It's looking at why farmers are branching into tourism, what it adds for their business and community, and the hurdles they hit along the way.

This is the first study of its kind in Australia, and it needs input straight from the people doing it.

If you run farm stays, tours, cellar doors, or any kind of visitor experience on your property (or know someone who does), this is a great opportunity to provide feedback that will help build a real picture of what agritourism looks like on the ground.

TAKE THE SURVEY



TOURISM WEEK EARLY BIRD TICKETS ON SALE NOW

Early bird tickets for Tourism Week are on sale, bringing together our industry's brightest minds, boldest ideas and biggest celebrations across three unforgettable days – the DestinationIQ and DestinationQ Forums and the Queensland Tourism Awards.

Whether you're looking to connect with industry and government leaders, explore emerging opportunities and trends, tackle the challenges shaping our future, or celebrate excellence across Queensland tourism, Tourism Week is where it all happens.

INDUSTRY OPPORTUNITIES

👉 Round 2 of the Queensland Government's Regional Tourism Infrastructure Fund (RTIF) is now open, providing grants of up to $300,000 (ex GST) to support new or enhanced tourism infrastructure and visitor experiences across

Queensland. Applications close Wednesday, 9 September.

👉 Up to $5 million in capital co-funding is available under Round 2 of the Queensland Government's $80 million Tourism Icons Investment Fund. Expressions of interest close Monday, 10 August.

👉 Help us keep the momentum going for Queensland's Regional Rewards campaign by sharing it with your networks. For more information, see the industry toolkit here.



TEQ CONNECT WEBINAR | PUBLICITY PLAYBOOK

Discover the art of publicity and learn what makes a tourism story newsworthy. From uncovering engaging media angles and compelling characters, to understanding what captures a journalist's attention and the state of play in an

evolving world of earned media, this webinar will explore how editorial media coverage can help showcase a tourism business or destination and inspire visitation.

When: Monday, 10 August
Time: 11:30AM-12:15PM

Who should attend:
Small to medium businesses who are looking to understand what PR is and how it might work for their business. Operators who want to get started in publicity and/or have a dedicated marketing person.

REGISTER HERE

Copyright © 2026 The Outback Queensland Tourism Association.
All rights reserved.
PO Box 506, Longreach QLD 4730

Want to change how you receive these emails?
You can update your preferences or unsubscribe from this list

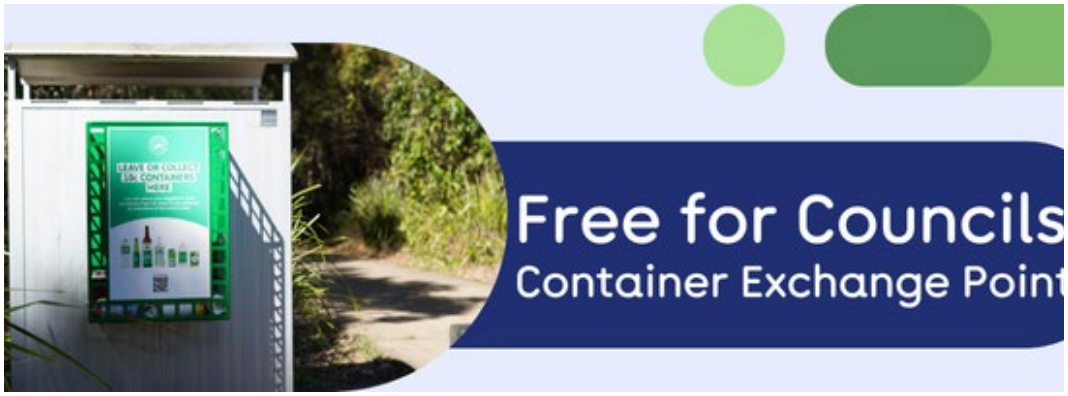

Did you know Queensland councils can get Container Exchange Points for free?

Those handy little baskets attached to public bins make it easy to recycle eligible 10c containers while you're out and about.

They're a simple way to keep containers out of landfill, help keep parks and beaches cleaner, and give someone else the chance to collect your container and claim the refund.

If you would like these installed in your local community, we'd love to hear from you.

Find out more

Why councils are getting involved

- No cost to council - COEX funds the basket attachments
- Simple installation on existing public infrastructure
- Cleaner public spaces with fewer containers ending up as litter or landfill
- Supports local recycling outcomes and circular economy goals
- Community engagement opportunities through local promotion and awareness

Container Exchange Points are available in a range of attachment styles to suit different locations and infrastructure.

Basket attachment



Horizontal rack



Vertical rack



Getting started

Getting involved is straightforward. Once you've identified potential locations, our team will guide you through a simple agreement process before coordinating delivery and installation.

We'll also work with your team to support local media and community promotion, helping maximise awareness and impact from day one.

Interested in bringing Container Exchange Points to your community? We'd love to discuss the opportunities available in your region.



Copyright 2026 © Container Exchange. All rights reserved.

View email in browser
Containers for Change QLD · GPO BOX 1278 · BRISBANE, QLD 4001 · Australia
update your preferences or unsubscribe

A first for Australia: satellite to mobile connectivity expands from text to apps

From today, eligible Telstra customers can now access a range of Select Satellite Apps, including navigation, messaging and weather apps, when connected to satellite and beyond the range of our mobile network.

Following the launch of satellite messaging in June 2025, this Australian first capability provides eligible customers with an additional connectivity option, particularly in regional and remote areas across the country.

It means simple but important moments – like checking directions, keeping an eye on the weather or messaging friends and family in the group chat – are now possible in areas beyond the reach of Telstra's mobile network.

Supported apps currently include:
• Navigation apps, including Apple Maps, Google Maps, and AllTrails;
• Messaging apps, including iMessage, WhatsApp, Facebook Messenger, Signal and Google Messages;
• Weather apps, including Apple's Weather app, AccuWeather, and Google Weather;
• Google Fitness, and of course, the My Telstra app

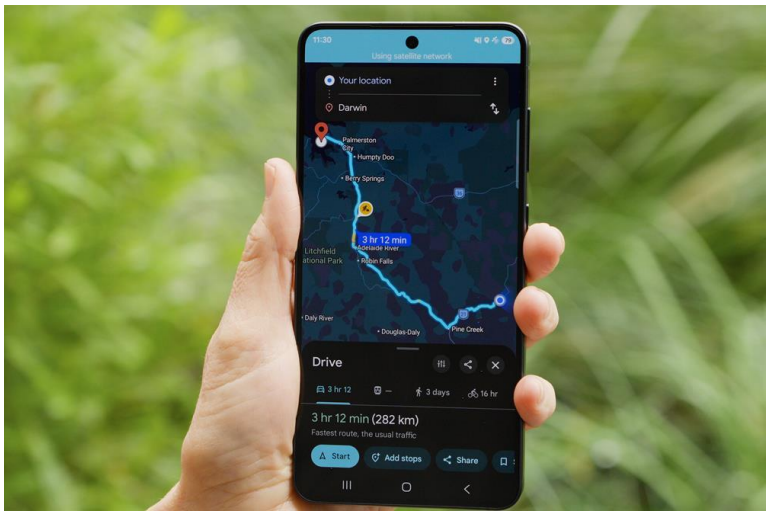

What to expect from a satellite to mobile experience:

• Satellite to mobile technology complements Telstra's mobile network, adding another layer of connectivity. Eligible Telstra customers with compatible mobile devices and plans will automatically seek to switch to satellite for select apps and messaging when connected to satellite, out of range of the mobile network and have a clear view of the sky

• As the technology is low capacity and intermittent it means that some actions – like sending and receiving messages or loading maps - can take longer to complete than on the mobile network. This technology works differently to the mobile network, so experiences can also vary depending on things like location, latitude, the environment and the position of satellites overhead

• Background activity (like auto-syncing or refreshing feeds) may pause. Because Select Satellite Apps are optimised to use less data, overall app experiences may be more basic than on the mobile network and some functionality may not be available

• While audio and video calling functionality remains available on some messaging apps (such as WhatsApp) when the device is on STM, Select Satellite Apps is not designed for real-time and high-speed applications. Any ability to access these features will be intermittent and should not be relied upon as performance is likely to be inconsistent and dependent on location and other conditions

• It's important to remember that in Australia, app-based communication services, such as WhatsApp and similar messaging applications do not support calls to Triple Zero. This limitation applies regardless of whether the app is being used on a home Wi-Fi network, on a mobile network or via satellite to mobile connectivity

Australia's size and geography mean there will always be places where traditional mobile coverage doesn't reach. That's why we're continuing to explore new technologies that can help keep Australians connected in more places.

You can find more information on our TEX blog.

If you have any further questions, please don't hesitate to get in touch.

Kind regards

May Boisen
Regional General Manager
Southern QLD
Email: May.Boisen@team.telstra.com
Mobile: 0427 740 144



Triple Zero Senate Inquiry, opening statement from Vicki Brady

I appeared before the Senate inquiry into Triple Zero service outages earlier today. This is my opening statement, setting out what happened with last week's outage, how we responded and what we're doing next.

Vicki Brady · 17 July 2026 · 7 minute read

My opening statement is detailed because we have not yet had the opportunity to set out the full sequence of events surrounding last week's mobile network outage, opens in a new window.

Our investigation is continuing, and there will be more to learn, but I want to be clear with the Committee and with Australians about three things, as we understand them today: what happened, how we responded, and what we are doing to reduce the risk of this happening again.

We have commissioned an external expert investigation to test our findings, and I commit to providing the final findings of this investigation to the Committee when it is complete.

Last week, Telstra let Australians down. We let our customers down, we let the community down, and we fell short of what people rightly expect from us. For this I am deeply sorry.

Australians rely on Telstra every day – to run businesses, stay connected to family, access essential services and, most importantly, to get help in an emergency. When our network fails, the impact is real.

I particularly want to acknowledge the concern caused by impacts to some Triple Zero calls. Triple Zero sits at the heart of public trust in Australia's communications system. Telstra has a critical role in that system, and we take that responsibility extremely seriously. No one should be left wondering whether a call for emergency help will get through.

What happened to our mobile network on 8 July?

Let me start with what happened.

At 3:38am last Wednesday, Telstra staff completed in-person maintenance on a device in one of our network sites called a Network Time Protocol server, as part of work to address a backup power fault. Put

simply, this server helps different parts of the mobile network stay in time with each other.

The team followed the relevant procedure, including restarting the server. But because of an underlying software configuration, the server restarted with the wrong date.

That mattered because parts of the mobile network rely on accurate timing to work properly. As the incorrect date spread through the network, some mobile voice and data services began to fail.

We first detected an issue at 4:20am and posted an update to our website at 4:38am to confirm we were looking into it. At that stage, the impact was limited. We saw a small increase in call failures and our team began investigating immediately.

We communicated more broadly while the issue was still developing and before its full scale was known. We responded to our first media enquiry at 6:33am and published a statement on social media at 6:38am to let our customers know that we were investigating an issue.

At that point, the impact had not met the threshold of a major outage. As more people woke up and network activity increased through the morning, the timing issue reached more parts of the network, and the customer impact grew. Our early updates reflected what we knew at the time, not the greater impact that emerged later.

Our teams completed test calls to Triple Zero and these were successful.

Once the cause was understood, our teams isolated the affected device at 7:11am and progressively restored the network.

We activated the Triple Zero Disruption Protocol Partner Bridge at 7:20am to advise the Emergency Services organisations and key stakeholders that we were investigating the issue, with 17 further bridges held during the outage.

By 10:00am, most calls and data services were working correctly, and by 4:00pm the initial issue we identified had been addressed.

At its peak this initial issue impacted approximately 45% of all calls and data sessions on our mobile network.

What was the impact to Triple Zero calls?

Late Wednesday afternoon, further investigation identified a subsequent issue affecting some calls to Triple Zero. In these cases, callers received an error message, and the phone may have attempted to connect to an alternative mobile network. This issue was linked to the same software configuration that caused the original outage but required a separate fix.

Over the course of the outage, 58,835 calls to Triple Zero successfully connected and 604 experienced the error.

As part of our operational procedures, a welfare check was initiated automatically when a Triple Zero call was identified as unsuccessful. We completed 604 welfare checks.

We worked closely with Emergency Services nationally and are not aware of any life-threatening outcomes as a result of this outage. Minister Wells confirmed at her press conference at 1:00pm on Friday 10 July, that Police had completed all 144 follow-ups and no adverse outcomes were reported. We have also confirmed this with Emergency Services.

At 10:38am on Thursday 9 July, we implemented a solution that addressed the issue affecting some calls to Triple Zero. Since this solution was put in place, no further welfare checks have been required for this issue.

Camp-on operated as expected during the outage, with about 3,200 more Triple Zero calls from Telstra customers carried over the TPG and Optus networks than average.

How we kept customers, the public and key stakeholders informed

From the moment this outage began early Wednesday morning, our team prioritised fixing the issue and keeping Australians and key stakeholders informed. This included communicating with Minister Wells' office at 6:44am and the Triple Zero Custodian andthe Communications Department at 7:14am.

We conducted four media conferences and published numerous updates to our website, app and social media.

What caused the outage?

We now understand the likely root cause of the outage, though our investigation and external expert investigation will test this fully.

The team carrying out the maintenance work followed the correct procedures. However, when the device was re-powered, a GPS card within it did not operate as expected.

We now believe this occurred because of an intentional design change that had previously been made to the equipment to fix an earlier fault. That design change had not been properly documented, which meant the maintenance team was not aware of the way the device would behave when restarted.

A software update had also not been applied to the GPS card. Had that software update been completed or had the design change been properly documented and reflected in the maintenance procedure, the outage may not have occurred.

That is clearly unacceptable. If maintenance work can trigger this kind of outage, it suggests our controls were not good enough. We are accountable for that, and our external expert investigation will address why that design change was not documented, why the software update was not completed, and what needs to change in our controls so known risks are captured, prioritised and closed before they can affect customers.

Modern mobile networks are complex, but complexity does not reduce our commitment to prevent failures, detect them quickly and ensure the right safeguards are in place.

We invest significantly in the resilience of our network and in modernising it as technology evolves, but this incident shows we have more work to do.

I want to be clear with the Committee and with Australians: we will be open about what we find through our investigation, cooperate fully with this inquiry and with regulators, and take the actions required to strengthen the resilience of our network and the services Australians rely on.

By Vicki Brady
Chief Executive Officer and Managing Director

Good afternoon, Bruce,

I have spoken with Majella Steedman regarding the frequent use of motorbikes in her area, including riders travelling directly along the gazetted road near her property.

Majella advised that Police asked her to collect evidence, such as video footage, which she has attempted to do. However, she is currently unwell, and the ongoing motorbike activity is significantly affecting her health and wellbeing.

Majella stressed that these are not isolated or one-off incidents. They have occurred repeatedly, and she has raised several serious and ongoing safety concerns:

- On one occasion, as she came over the levee bank, a child on a motorbike came around the corner on the wrong side of the road and narrowly avoided colliding with her vehicle.
- Another resident visiting Majella reported that a child, approximately 10 years old, rode directly across the front of her vehicle, missing it by about a foot.
- As a long-standing volunteer wildlife carer, Majella has cared for kangaroos injured after being struck by motorbikes and then colliding with her property fence.
- Young riders have also reportedly opened her gate, allowing recovering wildlife to escape from the safety of her sanctuary.

These incidents form part of a repeated pattern of motorbike activity that poses an ongoing risk to residents, motorists, wildlife and, importantly, the children riding these motorbikes. There is a genuine fear that a child could be seriously injured or killed if action is not taken. It should not take the death of a child before this matter receives further attention.

Majella has requested that a community meeting be held at the Town Hall for all interested parties to discuss motorbike riding and safety within the Charleville region. She would like Police to attend and has also asked Council to consider additional signage along her road outlining the relevant road rules and safety requirements to help educate riders and families.

This request comes from a resident who is desperate for assistance. Majella has spent many years caring for injured wildlife and supporting vulnerable people within our community. I respectfully request that Council urgently consider advocating for her safety, her property, the animals within her care and the safety of the young people involved. I also ask that Council assist in bringing the relevant parties together to identify a constructive way forward before a preventable tragedy occurs.

Kind regards,

Sandy Gurney

SHIRE OF MURWEH

Murweh Shire Counc

Parks and Garde

INC0216 | Near Miss

Reporting Details

User Reporting the Incident	John Holley		
Organisation	Murweh Shire Council		
Reporting Workplace	Parks and Gardens		
Date of Incident	2026-07-09	**Time of Incident**	11:30
Date Reported	2026-07-09	**Days to Report Incident**	0 day(s)
Due Date	2026-08-06	**Sign off Status**	In Progress

*Date reported is the date that the incident was reported into Safety Champion.

Incident Details

Incident Reference ID	INC0216
Type of Incident	Near Miss
Location of Incident	Charleville Town
Brief Overview	Coming out of Racecourse into partridge street and two kids on a small Kawasaki motorcycle heading up towards the new estate almost ran into passenger side of the car. I had to speed up to avoid what could have be a serious accident. I turned around and went to go back and talk to them they started the motorcycle and kept riding. The privacy fence at the exit the Racecourse is a blind spot and people tend to ride push bikes and motorbikes fairly quick along the pathway.
Describe what happened	As above

Injured Person Details

Injured Person Role	
#1 Name of Injured Person	

20 July 2026

Hello Zoro

I would like to firstly thank you for the lighting and seating upgrade along the river walk.

I would like to ask and seek advice on what we can do to stop all the trail bike riders along the walking trails.

My wife and I walk it most evenings but now avoid the river walk due to the dangerous and reckless behaviour of these riders.

They are starting to damage the walking tracks by using them as a race track which is exposing walkers to potential injuries.

Last week we reported to the local police that people had set the seat on fire and were also trying to damage information boards.

It took sometime to be attended to due to it being after 5pm but finally several police officers come to speak to us.

Ringing the police on the main number is pointless after hours as you to a call centre and they then inform it will be attended to on priority?

We live on Warrego Street and have bought into the town we love this town but struggle with the youth riding there trail bikes along our lawn damaging our hard work as well as the potential risk of injuring elderly residents due to their reckless behaviour.

I am an avid motorcycle enthusiast and ride as often as I can but even, I have major concerns with the way they carelessly dart around with nil respect to people and road laws

Police never seem to be available or on hand when they are running rampant

Is there anyway an area like the old sports ground near the river which has the old lighting or an area near the tip could be dedicated to riders and that the council could charge a fee to cover upkeep and insurance

And maybe a local recreational trail bike rego so all bikes can be traced back to owners (similarly to what they do in Victoria)

Happy to discuss further

Keep up the great work

Regards



Augathella Progress Asso...

Tricia Vilkinas · 8h ·

Hi,
As a visitor to Augathella I would like to congratulate the Augathella Progress Association and the members of the community. You make us feel very welcome by providing outstanding camping facilities to allow us to spend time in your town and enjoy the various aspects of it
Whoever thought of and promoted the idea of allowing so many campsites on the banks of the Warrego River it is a credit to them.
Even the traffic going past the campsites on the north of the river do so quietly.
Keep on doing what you're doing as it feels good. In fact it feels like a town that has got its act together and is working towards having a very positive community for its members.
You are an exemplar for other towns to follow.
I hope that 99% of your visitors donate for allowing them to stay in such a positive place?
A thought, it would be good if there was information near the camping signs to say where the donation box is located.
Keep up the fantastic work.
Warm regards,
Dr Tricia Vilkinas, M.Psych, B.Comm., Dip Psych, B.Sc

13 1 comment 1 share

Like Comment Share

Hi Bruce,

Could you please pass on my thanks to the Councillors for approving the designated Neighbourhood Centre parking along Eyre Street? This will make a genuine difference to accessibility, particularly for vulnerable community members visiting the Centre.

Thanks,

Trav

Travis Dixon
Centre Coordinator
Charleville and District Community Support Association Inc.
Phone (07) 4654 1307 **Mobile** 0400 913 674 **Fax** (07) 46543 240
Email coordinator@charlevillenc.org.au **Web** www.charlevillenc.org.au
Address Corner Alfred and Eyre Streets, (PO Box 327) Charleville Q 4470

21 July 2026

Hello All,

I hope all is well! We had an absolutely fabulous night at the Ball! Sold 130 tickets and the Auction and Raffles were a huge success - we will let you know results once all accounts are paid.

Just a quick thankyou to Murweh Shire Council for the use of the Bus and the temporary fencing in the Park. We had the Men's Shed running the Bar for us so they also utilised the Bus along with some very happy attendees.

The Hall looked beautiful and the caterers loved working in the Kitchen - all said a very successful event in support of Lifeflight xx

--
Louise Winten
Morven Winter Ball Committee

Ph 0428 549 562
Email - morvenwinterball@gmail.com

Get your tickets here: https://www.trybooking.com/DMEJY



LifeFlight

Received
Date: 22-07-2026
Doc ID: Murweh Shire Council
A000075

22 July 2026

Rural Doctors Foundation.
Caring · Committed · Connected

Mr Bruce Scott, OAM
Chief Executive Officer
Murweh Shire Council
95-101 Alfred Street
CHARLEVILLE QLD 4470

GPO Box 1495
Brisbane QLD 4000
(07) 3039 0011
info@ruraldoctorsfoundation.org.au
ABN 25 603 089 881

Dear Bruce

Thank you for your generous support and your willingness to work with Rural Doctors Foundation as we continue to build our GP. We are so grateful to you and Shaun for how you have embraced this program and ensured its success in Charleville.

The feedback from the patients has been overwhelmingly positive and Dr John Douyere thoroughly enjoys his visits to Charleville.

Please find enclosed a Certificate of Appreciation in recognition of Murweh Shire Council's support, and the meaningful contribution it has made.

Your donations are helping ensure that people living in rural and remote communities can access the care they need, closer to home. It is also equipping our rural health professionals who care for these communities, so they have access to the best care and can continue to show up delivering vital services where they are needed most.

We hope this certificate serves as a reminder of the lasting difference your support is making. It reflects a shared commitment to improving healthcare access and outcomes for rural Australians.

Thank you again for partnering with us in this work. We look forward to sharing more of the impact you are helping to create.

Kind regards

Fran Avon
Chief Executive Officer

20 July 2026

Bruce,

On another note, I was chatting with my sister after we spoke. Maureen reminded me about Mum complaining about footpaths into town.

The story even included the local police OIC pulling up one day when mum is walking down the middle of the street on the way into town, with her wheelie walker and all!

I was truly impressed with the subsequent new pathway from her retirement village into town (including bridge over the town creek!). I hope your team received thanks I expressed to your receptionist for that work, on one of my visits to see Mum. It path and bridge was certainly useful and used.

Often local governments only hear of the complaints from the community, so I wanted to express my thanks to your team. Its not a small investment and connects really well the residents to the town.

Well done!

Kind regards

Thomas Gorman / Deputy CEO
28 Yougenup Road, Gnowangerup WA 6335
T: (08) 9827 1007
M: 0474 491 904
E: nowangerup.wa.gov.au
W: www.gnowangerup.wa.gov.au
F: www.facebook.com/ShireofGnowangerup

Shire of GNOWANGERUP
BORDEN • GNOWANGERUP • ONGERUP
Heart of the Stirlings

10 OFFICE OF CHIEF EXECUTIVE

10.1 MAYOR'S MONTHLY REPORT AUGUST 2026

Author: **Mayor**

Authoriser: **Chief Executive Officer**

RECOMMENDATION

That Council approves the Mayor's travel as presented and notes the Mayor's Monthly Meeting Schedule Report and Official Correspondence for the August 2026 Council Meeting.



CR SHAUN RADNEDGE

MAYOR'S REPORT FOR THE MONTH OF July/August 2026

Date	Meeting
July	
21	July Council Meeting – budget and general Travel to Brisbane as part of LGAQ delegation on Disaster Management
22	Travel to Melbourne with delegation
23	Travel Brisbane to Charleville
24	NAIDOC week march and closing ceremony SWROC leadership meeting Meeting with Shaun Manning local animation
27	SWROC monthly meeting
28	SWROC Tourism manager meeting SWROC Brainstorm for SW six tourism venture
29	Wings on the Warrego Sponsorship meeting SES town hall meeting state wide with A/Commissioner
30	Travel to Goondiwindi for DD Council of Mayors meeting, all day.
31	DDCOM meeting and then travel to Charleville
August	
3	SWROC leadership meeting, weekly meeting
4	Site visit Outback Date Farm CEO Briefing Session Dinner with Federal Member David Littleproud
5	Meeting with David Littleproud and Councillors

	Meeting with QSQ University Dean regarding potential study hub in Charleville. Meeting with DTMR and SWROC on regulated air routes
6	Media and council commitments around tragedy that occurred in Charleville Aged Care meeting MSC
7	LGAQ Get Ready Qld roundtable. Media and Council commitments regarding tragic event in Charleville.
11	WQAC leadership meeting Meeting with DG Stannard TMR about regulated air routes Meeting with departmental staff around Governor Young's visit in September Meeting with NIAH about funding for OMOA and Cultural Centre
12	Meeting with WPHN about aged care and aged care expo.
13	Meeting with State School principals CSS prep students with to MSC Chambers
14	SROC Leadership, weekly meeting OMOA growing our regions funding meeting.

Link to Corporate Plan

1.3.1 Council has in place operational systems and capacity to deliver strategic priorities and core operations.

ATTACHMENTS

1. **Correspondence from the Honourable Dale Last MP** ⇩
2. **Hon Ann Leahy Minister for Fire, Disaster Recovery and Volunteers - Mayor Radnedge** ⇩
3. **Department of Transport and Main Roads that the Westlander Traveltrain Service** ⇩
4. **Nitro Edge - The Community Connector** ⇩
5. **Invitation Asia Pacific Cities Summit** ⇩
6. **Invitation to the 2027 Asia Pacific Cities Summit and Mayors' Forum - See you in Brisbane** ⇩
7. **National Small Towns Conference 2026 - Conference Information** ⇩
8. **ALGA National Local Roads Transport and Infrastructure Congress** ⇩
9. **Volunteering Queensland** ⇩
10. **Meat Industry Leaders & Like-Minded Professionals—Exclusive Event** ⇩
11. **Regional drone freight concept** ⇩
12. **Autonomous Freight Service for Regional Australia** ⇩
13. **Communication to residents regarding dog barking - Shane Horrocks** ⇩
14. **Letter of Support - Fourier Advisory - Regional Autonomous Freight T.Martin 20260811** ⇩

Minister for Natural Resources and Mines
Minister for Manufacturing
Minister for Regional and Rural Development

DELIVERING FOR QUEENSLAND | Queensland Government

Ref CTS 12915/26

1 William Street Brisbane
PO Box 15216 City East
Queensland 4002 Australia
Telephone +61 7 3719 7400
Email resources@ministerial.qld.gov.au
Website www.nrmmrrd.qld.gov.au

15 July 2026

Councillor Shaun “Zoro” Radnedge
Mayor of Murweh Shire
Murweh Shire Council
PO Box 63
CHARLEVILLE QLD 4470

Shaun_radnedge@murweh.qld.gov.au

Dear Mayor Radnedge

Thank you for your letter of 2 July 2026, concerning access to natural resource management funding to assist with the control of weeds in western Murweh Shire, following significant flooding in 2025.

In your correspondence, you referred to the $117.84 million Natural Resource Management Expansion Program, which is administered by the Department of Natural Resources and Mines, Manufacturing and Regional and Rural Development. This program provides funding to eligible natural resource management organisations, including Southern Queensland Landscapes, which works with landholders to improve land and soil condition, support biodiversity, and enhance waterways and coastal ecosystems.

While local governments and landholders are not eligible for direct funding through the program, I encourage Murweh Shire Council to contact Southern Queensland Landscapes to discuss potential opportunities to support weed management in the Murweh Shire.

I have forwarded a copy of my response to Southern Queensland Landscapes for their information.

Your correspondence also sought advice regarding potential access to Environmental Recovery Package funding for the Western Queensland Surface Trough, which has been activated under the Disaster Recovery Funding Arrangements. As this funding package falls within the portfolio responsibilities of the Honourable Andrew Powell MP, Minister for the Environment and Tourism, Minister for Science and Innovation, Acting Minister for Sport and Racing and Acting Minister for the Olympic and Paralympic Games, a copy of your correspondence is attached for Minister Powell’s consideration and direct response.

OFFICIAL

If you have any questions, Mr Daniel Savill, Program Manager, Natural Resource Management Grants, Department of Natural Resources and Mines, Manufacturing and Regional and Rural Development will be pleased to assist you and can be contacted on 0467 407 762.

Yours sincerely



Dale Last MP
Minister for Natural Resources and Mines
Minister for Manufacturing
Minister for Regional and Rural Development

Att: Incoming letter

Cc: The Honourable Ann Leahy MP
Minister for Local Government and Water
Minister for Fire, Disaster Recovery and Volunteers
lgwv@ministerial.qld.gov.au

The Honourable Andrew Powell MP
Minister for the Environment and Tourism
Minister for Science and Innovation
Acting Minister for Sport and Racing
Acting Minister for the Olympic and Paralympic Games
environment@ministerial.qld.gov.au

Southern Queensland Landscapes
admin@sqlandscapes.org.au

Minister for Local Government and Water
and Minister for Fire, Disaster Recovery
and Volunteers

DELIVERING FOR QUEENSLAND | Queensland Government

1 William Street Brisbane
GPO Box 2247 Brisbane
Queensland 4001 Australia
Telephone +61 7 3719 7420
Email fdr@ministerial.qld.gov.au

Our ref: QRAIN/26/6401

04 AUG 2026

Councillor Shaun Radnedge
Mayor
Murweh Shire Council

Email: shaun_radnedge@murweh.qld.gov.au; ceo@murweh.qld.gov.au

Dear Councillor Radnedge

Thank you for your letter regarding access to funding to support the control of weeds of national significance and other priority invasive plants across the western districts of Murweh Shire following the Western Queensland Surface Trough and Associated Rainfall and Flooding.

I appreciate you taking the time to outline the significant challenges facing Murweh Shire Council and local landholders as they continue to recover from the 2025 floods. I acknowledge your concerns regarding the rapid spread of invasive plant species, including Hudson pear, coral cactus, rope cactus and mother-of-millions, and recognise the impacts these weeds are having on agricultural productivity, biodiversity and the ongoing recovery of affected communities.

The Queensland Government recognises that invasive weed incursions are one of the significant environmental consequences of major flood events and that coordinated, landscape-scale management is essential to preventing further spread.

I am pleased to advise that funding to support weed management associated with the Western Queensland Surface Trough event is being delivered through the Disaster Recovery Funding Arrangements (DRFA) Category D Environmental Recovery Program.

As part of this program, an $11 million Catchment Rehabilitation sub-program has been established. Eligible activities under this program include the control of weed and pest incursions in riverine and flood out zones, which may include the types of invasive plant control activities identified in your correspondence.

I understand that the Department of the Environment, Tourism, Science and Innovation (DETSI) is currently finalising internal approvals for this sub-program. It is anticipated that Invitations to Offer will be released to councils in late July 2026, with councils provided a four-week period to submit project proposals.

I am advised that councils may submit multiple project proposals, with individual projects capped at $450,000. Successful councils may be contracted to deliver multiple projects, including collaborative projects involving multiple councils or multiple properties. I also understand that eligible works may be undertaken on private land where this supports the objectives of the program.

The department is working to progress procurement as quickly as possible, with the intention of having contracts in place prior to the upcoming wet season, where practicable. All approved projects are required to be completed by June 2028.

Given the issues you have raised, I encourage Murweh Shire Council to engage directly with DETSI to discuss potential projects and the upcoming application process. Departmental officers can provide advice on project eligibility and support Council in developing proposals that align with the objectives of the Catchment Rehabilitation Program.

For further assistance, please contact:

- **Emma-Lee Harper**, Principal Program Officer, Environmental Disaster Recovery Unit
  Phone: 0438 243 538
  Email: emmalee.harper@detsi.qld.gov.au

- **Robbie Burns**, Director, Environmental Stewardship
  Phone: 0457 520 320
  Email: robbie.burns@detsi.qld.gov.au

Thank you again for bringing this important matter to my attention. I appreciate Murweh Shire Council's proactive approach to protecting productive agricultural land, supporting local landholders and strengthening the resilience of western Queensland's landscapes. I wish Council every success in developing project proposals under the Environmental Recovery Program.

If you have any questions, please contact my Chief of Staff, Mr Angus McCaffrey, on 0407 073 631 or by email at Angus.McCaffrey@ministerial.qld.gov.au.

Yours sincerely



ANN LEAHY MP
Minister for Local Government and Water
Minister for Fire, Disaster Recovery and Volunteers

DELIVERING FOR QUEENSLAND | Queensland Government

20 July 2026

Good morning Mayor Radnedge

Thank you for taking my call late Friday afternoon.

As discussed Queensland Rail has advised the Department of Transport and Main Roads that the Westlander Traveltrain service will be returning to its full two day a week operation commencing Friday 31 July 2026.

In the meantime, rail, coach and railbus services will operate as follows until the full return:

- The Westlander will not operate Wednesday 22 July. Eckels will operate their alternative timetable to enable passenger connections to Greyhound long distance services.
    - Charleville – Cunnamulla departing 07:00am, return service departing Cunnamulla 2:55pm.
    - Charleville – Quilpie departing 07:00 am, return service departing Quilpie 2:55pm.
    - Bookings are recommended via QR Travel Centre or travel agents so passengers can utilise their rail travel entitlements.

- The Westlander will operate Friday 24 July 2026. Eckels will operate to their normal timetable.
    - Charleville – Cunnamulla departing 11:55am, return service departing Cunnamulla at 3:00pm.
    - Charleville – Quilpie departing 11:55am, return service departing Quilpie at 3:00pm.

- The Westlander will not operate Wednesday 29 July. Eckels will operate their alternative timetable to enable passenger connections to Greyhound long distance services.
    - Charleville – Cunnamulla departing 07:00am, return service departing Cunnamulla 2:55pm.
    - Charleville – Quilpie departing 07:00 am, return service departing Quilpie 2:55pm.
    - Bookings are recommended via QR Travel Centre or travel agents so passengers can utilise their rail travel entitlements.

- The Westlander will operate Friday 31 July 2026. Eckels will operate to their normal timetable.
    - Charleville – Cunnamulla departing 11:55am, return service departing Cunnamulla at 3:00pm.
    - Charleville – Quilpie departing 11:55am, return service departing Quilpie at 3:00pm.

If the department receives any other notifications to the contrary I will be in contact. In the meantime, if you have any questions please do not hesitate to contact me.

Kind regards

Catherine Reid
Principal Advisor (Passenger Transport Contracts)
Passenger Transport & Services Branch | Network Services and Operations Division
Department of Transport and Main Roads
M 0467 785 593
GPO Box 50, Brisbane Qld 4001

DELIVERING FOR QUEENSLAND | Queensland Government

21 July 2026

Dear Cr Shaun Radnedge

NTRO's inaugural EDGE event, **Transport: The Economic Enabler**, brought together senior leaders from government, industry, logistics, regulation and research to explore one of Australia's most pressing questions: how can transport unlock economic growth, productivity and national resilience in an increasingly complex world?

Contributors including **Senator Glenn Sterle**, **Her Excellency Fiona Flood**, **Nicole Rosie**, **Dr Hermione Parsons** and **Innes Willox** highlighted the need for stronger collaboration, long-term planning, workforce development, supply chain resilience and regulatory reform to address Australia's growing transport task. **Angus Mitchell**, Chief Commissioner and CEO of the Australian Transport Safety Bureau, explored safety through an economic lens. Drawing on real-world transport incidents, he demonstrated how poor risk management can result in both tragic human consequences and business failure. Yet the message was ultimately optimistic: with stronger collaboration, better planning, technology adoption and investment, transport can be the catalyst for Australia's next era of growth.

The conversation continues at the next **NTRO EDGE** event, **Transport: The Community Connector**, on **17 August in Brisbane**. Proudly partnered by the **Queensland Department of Transport and Main Roads (TMR)**, the event will feature **Sally Stannard, Director-General of TMR**, alongside other leading voices from across the sector. For transport industry professionals, this is an opportunity to engage with leading thinkers, expand your network and contribute to shaping the future of Australia's transport system. If ***Transport: The Economic Enabler*** demonstrated transport's role in powering the economy, ***Transport: The Community Connector*** will reveal how it helps connect and strengthen the communities we serve.

Join transport professionals, policymakers and industry leaders to explore how transport connects people, strengthens communities and improves quality of life.

Don't miss the opportunity to be part of the conversation.

Your invitation is below

Nicole Carter
BA
Leader Events, Certification & Events

80a Turner St, Port Melbourne, VIC, Australia 3207
M: +61 499 942 175
Nicole.Carter@ntro.org.au | ntro.org.au

NTRO | Edge

Transport: The Community Connector

Transport plays a critical role in connecting people to jobs, services, and communities. From daily commutes to regional access and social inclusion, this second event in the NTRO series explores how transport systems support liveability and connectivity across Australia.

Featured Speaker



Sally Stannard
Director-General, Queensland
Department of Transport and Main Roads

Key focus areas

- Demographics and changing mobility patterns -
- Modal choice and evolving user behaviour -
- Transport demand and future system pressures -
- Accessibility and equitable access to services -
- Overcoming distance and improving connectivity -

Details

Location: **Queensland Department of Transport and Main Roads, 61 Mary Street, Brisbane, QLD 4000**
Date: **17th August 2026**
Time: **9:30am - 12:30pm**
Price: **$49 per person**

Register by the 14th August at:

ntro.org.au/events/transport-the-community-connector



OFFICE OF THE
LORD MAYOR
Brisbane

Received
Date: 16/7/2026
Doc ID
Murweh Shire Council
A000064

City Hall
King George Square
Brisbane Qld 4000 Australia
Tel 07 3403 4400
Fax 07 3403 9930
LORDMAYOR@brisbane.qld.gov.a
Postal
GPO Box 2287
Brisbane Qld 4001 Australia

13 July 2026

Councillor Shaun Radnedge
Mayor
Murweh Shire Council
PO Box 63
CHARLEVILLE QLD 4470

My dear Mayor

Invitation to attend the 2027 Asia Pacific Cities Summit (2027APCS) & Mayors' Forum
'Cities on the Move: From Vision to Impact'

Brisbane will host the **2027APCS** from **15–17 September 2027**, and I invite your city to be part of this important event. Join mayors and city leaders, industry experts and innovators from across the Asia-Pacific region and beyond to build partnerships, share proven approaches, and turn ideas into action.

For the past three decades, the APCS & Mayors' Forum has united visionary cities to accelerate cooperation, drive innovation and advance sustainable development. As the region's most diverse mayoral gathering, the APCS empowers cities to exchange ideas, forge strategic partnerships and deliver practical outcomes for their communities.

About Brisbane

Brisbane is Australia's gateway to the Asia-Pacific and one of the nation's fastest-growing urban economies, now valued at more than $200 billion. As host of the Brisbane 2032 Olympic and Paralympic Games, the city is delivering major infrastructure and strengthening its innovation-led economy, positioning Brisbane as a natural hub for global collaboration, investment and long-term partnerships.

Theme

The overarching theme for the 2027APCS is ***'Cities on the Move: From Vision to Impact'*** with three subthemes to be discussed:

- **Cities for Activation:** Connection. Co-creation. Legacy.
- **Cities for Innovation:** Transform. Advance. Scale.
- **Cities for Resilience:** Adapt. Strengthen. Thrive.

Who will attend

The APCS brings together an unmatched mix of public and private sector leaders from around the world. In 2023, when the APCS was last held in Brisbane, nearly 1,200 delegates from 171 cities, representing over 350 million people, including 118 Mayors and Deputy Mayors, joined the conversation.

.../2

The Mayors' Forum
An exclusive, invitation-only program for Mayors and Deputy Mayors, the Mayors' Forum strengthens global networks, explores emerging trends and enables practical collaboration on future urban governance. The Forum concludes with the APCS Mayors' Accord, a declaration of shared priorities and commitments to building connected, innovative and resilient cities.

Additional opportunities for your city

- **Speaking opportunities:** Showcase your city's innovative projects and success stories aligned with the APCS themes.
- **City Leaders' Forum:** An exclusive platform for senior public servants to share insights, exchange strategies, and build powerful collaborations that deliver real impact for cities and communities.
- **Young Professionals' Program:** Engage emerging talent shaping the future of urban innovation.

Contact us
For further information, or to confirm your city's participation in the 2027APCS in Brisbane, please contact **Ms Nicole Andronicus** from my 2032 Host City, Global Relations and Economic Partnerships team by email at **AsiaPacific.CitiesSummit@brisbane.qld.gov.au** or by phone on **+61 7 3178 2377**. Alternatively, visit the APCS website at apcsummit.org or scan the QR code below.

I sincerely hope that I have the opportunity to welcome you to Brisbane for the 2027APCS.

Yours sincerely

Adrian Schrinner
LORD MAYOR

Ref: LM02412-2026

See you in Brisbane

2027 ASIA PACIFIC CITIES SUMMIT & MAYORS' FORUM

15-17 September



Asia Pacific's landmark award-winning event

apcsummit.org

brisbane australia

BRISBANE CITY

Dedicated to a better Brisbane



Theme

"Small Town Prosperity Through Building on Local Assets, Stories, Creativity and Community Connection"

Location

Western Queensland based in Longreach with Learning Excursions to a host of nearby innovative outback towns.



Dates

Sunday 6 September to Friday 11 September 2026

Preamble

Following on from another highly successful National Small Town Reinvention Conference in Kapunda, South Australia in 2025, plans are underway to convene the next such learning and networking event in September 2026. Through the support of the Longreach Regional Council and a range of Western Queensland Councils, businesses and community organisations, the 3rd National Small Town Reinvention Conference will be convened in Longreach, Queensland.

This Conference is being organised to provide an opportunity for Community Builders and organisations who care deeply about the future of small-town Australia, and who desire to discover renewed passion, and new skills, knowledge and resources about rural and remote small-town reinvention.

This Conference is not your normal come '*sit and listen*' event but has a strong focus on seeing and interacting with best practice initiatives and rural '*movers and shakers*'. Besides practical workshops, storytelling and sharing sessions facilitated by practitioners from across rural and remote Australia, this Conference will be the opportunity through three '*Learning Bus Excursions*' to spend time visiting and learning from eight Western Queensland communities bubbling with community creativity and innovation- Aramac, Barcaldine, Blackall, Ilfracombe, Isisford, Longreach, Tambo and Winton.

Looking for a week of fun, learning and networking, consider joining rural community builders in Longreach in September.

Cost and Registration

The Conference fee is $1185 (GST incl) which includes most meals, three learning excursions (bus journeys), six cultural immersion experiences involving some of the most important national and outback discovery centres and wonderful social events. It excludes accommodation and travel to and from Longreach.

Registration is through the website of the Bank of I.D.E.A.S. website.

NATIONAL Small Town Reinvention CONFERENCE

Conference Organiser

Bank of I.D.E.A.S.

The Bank of I.D.E.A.S. has been committed since its establishment in 1989 to supporting the growth of enterprising, sustainable and vibrant small-town communities and economies. Their facilitation endeavours have involved 2000+ rural communities and project work in 67 countries.

Conference Sponsorship

Many thanks to the following sponsors that have enabled this Conference with its rich and interesting program to be held in Western Queensland at a reduced cost to participants. Your support is greatly valued!

Platinum Level –

Longreach Regional Council
Ilfracombe Isisford Longreach Yaraka

BANK OF I.D.E.A.S.
INITIATIVES FOR THE DEVELOPMENT OF ENTERPRISING ACTION AND STRATEGIES

Gold Level –

Winton Shire Council

mable

Silver Level –

Blackall-Tambo Regional Council

PARTNER

Bronze Level – PARTNER Network

A range of Conference sponsorship options exist for any other organisations wishing to support this Conference. Please click here to view.

Expressions of Interest to Share

The Conference Organising Team would welcome any expressions of interest from communities and individuals keen to present, facilitate a Masterclass or share a community case study.

Please note: As the Conference is not a commercial venture, and to minimise Conference fees, no organiser or presenter will be paid.

Please contact Peter Kenyon on Mobile: 0417183719 or Email: pk@bankofideas.com.au

Current Draft Program

Sunday 6 September

5.15pm Welcome Sunset drinks and nibbles followed by Outback Stockman's Show – Australian's Stockman Hall of Fame.

7.00 pm Dinner at one of Longreach many restaurants (cost not included in registration fee).

Monday 7 September

From 8.00am Registration coffee and muffins at the Rodney Seccombe Centre, Qantas Founders Museum.

9.00am Welcome by Tony Rayner, Mayor, Longreach regional Council- TBC

Opening Keynote: *"Small Towns, Big Futures: Backing the Local Power of Rural Australia"*- Natalie Egleton, CEO, Foundation for Rural & Regional Renewal (FRRR).

Keynote presentation – *"Banish the Bland- Getting WoW Factor Back in Our Small Towns "*– Peter Kenyon OAM- Director, Bank of I.D.E.A.S.

10.45am. Refreshments, conversations and networking.

11.15am "*Small town community innovation in attracting and retaining health care*

workforce"– presentations and workshop facilitation by the Partner Network-
Suzie Harte, Natalii Paczkowski and Kerry Leggett.

12.45pm Lunch, conversations and networking.

1.30pm PechaKucha Session: *"Four Inspiring Stories of Small-town Change"*-

- Babinda, Queensland.
- Westonia, WA.
-
-

2.30pm "*Innovative Community -Led Models and Resources in Small Town Ageing in Place options."* – Helen Morton (Ageing in Place National Coordinator), Linda Doolan and Brad Grieve (Community Partnership Managers, Mable), Sue Scarman (Laura Community Project Coordinator, SA) and Peter Westoby (Wages Cares, WA).

Opportunity for refreshments, conversations and networking mid-way.

4. 30pm Some Small-Town Inspiration to End the Monday Formal Program*:* *"The Balingup Experience- Creating a Progress Association That Works and Lives up to its Name".*

5 .00pm End of Day 1 formal program.

5. 30pm Board buses and travel to Thomson River for a traditional Stockman's dinner, entertainment and presentation by an extraordinary rural entrepreneur - Richard Kinnon (Founder of Outback Pioneers).

8.00pm Return to Longreach.

Tuesday 8 September

7.30am Learning Excursion 1: Bus departure from Longreach Railway Station for Aramac via Ilfracombe.



8.00am Breakfast at Machinery Mile and Heritage Precinct – one of Australia's great outdoor museums.

9.00am Depart Ilfracombe.

10.00am Arrive Aramac and tour town and view their amazing community and economic development initiatives- led by Amber Coulton, Acting District Manager – Aramac and Muttaburra, Barcaldine Regional Council.

10.30am Refreshments, conversations and networking at Harry Redford Community and Sporting Centre.

11.00 pm Overview of Aramac initiatives including story of the Lake Dunn Sculptor Trail (Creator - Milynda Rogers) and the town "*Adorables.*"





11.45am Presentation: "*Co-operatives – a new/old way of doing things in Small Towns- Stories, Practice and possibilities"* –Peter Westoby, Consultant, Care Together, Business Council of Co-operatives and Mutuals"

12.15am "*Amusing Stories of Bulls and Cows in Small town Australia and New Zealand"*

12.30 pm Lunch, conversations and networking.

1.15pm- Café Conversation - opportunity to learn about four new community building initiatives or tools-

- Resources of FRRR- Sarah Gradie.
- Creating a Community Hub Information Centre -Paterson, NSW- Julie Overton.
- Ways to Create Community Belonging- Lessons from Imagine Uraidla- Jess de Camp

- Big Picture Australia – John Hogan

2.15pm Refreshments, conversations and networking.

2.30pm Depart for Longreach.

4.15pm Arrive Longreach Railway Station.

4.30pm Dinner Options –
- Silver Tails Rail Sunset and "*Smithy's Outback Dinner and Show"* or
- Drover's Sunset Cruise and "*Smithy's Outback Dinner and Show"*.

8.00pm Return to Longreach.

Wednesday 9 September

7.30am Learning Excursion 2: Bus departure from Longreach Railway Station for Winton (Breakfast pack on bus).

9.30am Arrive at the award-winning "*Age of Dinosaur"* Museum (world's largest collection of Australian dinosaurs).



- Welcome and Dinosaur Canyon experience experience.
- Morning refreshments.
- Presentation - "*Story of Museum Creation and Lessons for Rural Reinvention"* (David Elliot OAM and Australia's Local Hero in 2024 and Naomi Miles).

11.00noon Bus departure for Winton townsite.



11.30 pm Arrive Winton townsite for driving tour of heritage buildings (including Royal Theatre, North Gregory Hotel), lunch and an overview of the wide diversity of initiatives including -

- Achievement of Australia's *"First Dark Sky Community"* status.
- Town's "First impressions and Signage Strategy".
- Outback Festival.
- Crackup Sisters Arts Precinct- "*The Dustarena"* – first artist owned and led remote arts precinct in Australia
- Musical Fence.
- Opal Galaxy and Opal initiatives.
- Qantas birthplace connections.

Winton Program and Lunch organised and sponsored by Winton Shire Council and coordinated by Lydia Evert, Economic Development Officer.

2.00pm Tour Waltzing Matida Centre- the world's only museum dedicated to a single Song.

3.15pm Bus departure from Winton.

5.15pm Arrive at Darr River Downs-

- Presentation by Fiona Tindall.
- Sunset nibbles and drinks at Boot Hill.

6.30pm Depart for Longreach.

Evening Free to enjoy another Longreach eating destination or indulge in a heritage experience.

Thursday 10 September

7.30am Learning Excursion 3: Bus departure from Longreach Railway Station for Isisford (breakfast pack on bus).

9.00am Arrive Isisford -

- Tour the Outer Barcoo Interpretation Centre- with Isisford.
- Morning refreshments at Whiteman's Cafe and sharing of Isisford community initiatives, coordinated by Councillor Dale Bignell.
- Tour of townsite to view public art and town statements.



11.00am Depart Isisford for Blackall.



12 Noon Arrive Blackall and lunch and welcome by Blackall community builders. Lunch, refreshments and events organised and sponsored by Blackall- Tambo Regional Council.

1.00pm Tour with commentary of Blackall and initiatives by Boyd Johnstone, the local lawyer and Shire Councillor, the most entertaining rural tour guide you will ever encounter!

2.00pm Presentations

- The Better in Blackall Campaign (Lisa Alexander).
- The Historic Woolscour Project.
- Tambo Teddies (Alison Shaw).

3.15pm Refreshments.

3.30pm Bus departure for Ilfracombe via Blackall via Barcaldine (Home of the Tree of Knowledge and the reputed birthplace of the Labor Movement in Australia).

6.30pm Arrive Wellshot Hotel -

- Final Dinner and loads of fun in one of Australia's iconic outback pubs- interactive entertainment and knockabout acrobatics by the famous and hilarious Crackup Sisters from Winton who have prepared an original 20-minute comedy show on the themes of the Conference.
- Welcome by Tracy Hatch, Wellshot Publican and Longreach Regional Council Councillor.
- Dinner Sponsored by Mable Community Partnerships.





8.30pm Depart for Longreach.

9.00pm Arrive Longreach.

Friday 11 September

From 8.15am Coffee, muffins and conversation at the historic Drover's Place, 69 Ilfracombe Rd, Longreach.





9.00 am Welcome and the "*Imagine Uraidla Story and Lessons*" – Sarah Hill and Jess de Campo, Community Animateurs

9.30am Presentation: "*Re-imaging Pathways for Our Young People in Small towns- the Kulin Story, WA"* – Gen Whisson, Kulin Community Animateur.

10. 00am Presentation: "*Re-imagining Pathways – How Small Towns and Universities Can Co-Create Futures for Young People"* – Dr Luke Webster, lead, School and Community Engagement, Curtin University.

10.30am Refreshments and Open Space session focussed on "*This is what I care about and who else cares?".*

12.00noon Final Lunch and concluding keynote presentation sponsored by the Partner Network.

1.15pm Conference closure and departure from Longreach or the opportunity to stay and explore.
A bus will depart at 1.15pm directly to Airport for those on afternoon flight.

Please note: Program is subject to change as new experiences and contributors are added.

For Further Information

Click here to follow for updated information.

For further information or any questions, please contact Peter Kenyon – Mobile: 0417183719 or Email pk@bankofideas.com.au

Please Note Cancellation Policy due to commitments to local operators-
Any cancelled registration can be fully transferred to another participant.
75% refund till 30 July 2026 and no refund after this date.

Received
Date: 21-07-2026
Doc ID
Murweh Shire Council
A000074

ALGA
Australian Local Government Association

8 Geils Court
Deakin ACT 2600

E alga@alga.asn.au
W alga.com.au
P 02 6122 9400

Mayor Shaun Radnedge
Murweh Shire Council
PO Box 63
CHARLEVILLE QLD 4470

Dear Mayor Radnedge,

2026 National Local Roads, Transport and Infrastructure Congress

I am writing to encourage a representative from your council to attend the 2026 National Local Roads, Transport and Infrastructure Congress in Cairns on 25 and 26 August.
Giving council leaders and technical staff access to current intelligence, practical case studies and strong national networks is an investment in better outcomes for your council and community.

The 2026 Roads Congress will focus on issues that are directly relevant to today's infrastructure priorities, including:

- funding and sequencing for housing-enabling infrastructure
- safer roads and infrastructure-led approaches to driver behaviour
- heavy vehicle access, freight productivity and better data for road managers
- fuel security, supply chain resilience and continuity of essential services
- accessibility, inclusive design and micromobility in local streets and public places
- temporary traffic management, safety standards and risk management
- asset technology, artificial intelligence and extracting greater value from existing infrastructure
- Commonwealth grants, national policy settings and leadership across complex delivery systems.

The practical value for councils is clear. Councillors or staff who attend will bring back practical insights, new contacts and real-world examples that inform local works programs, strengthen grant applications, improve risk management, support better use of data and technology, and identify approaches that may be adapted to your own community's needs.

The Congress also gives councils an important opportunity to contribute local perspectives to national infrastructure discussions. It's essential that national policy, funding and regulatory settings are informed by the realities councils face on the ground.

Delegates may also attend the technical tour of the Cairns Gordonvale Water Security Project on Thursday 27 August. The tour showcases a major regional infrastructure initiative and provides valuable insights into infrastructure resilience, growth, long-term planning and community investment.

I encourage you to consider attendance as a practical investment in your council's capability to deliver safer, more productive and more resilient infrastructure for your community. **Early registration is available until Friday 24 July**.

Further information and registration details are available via the 2026 National Local Roads, Transport and Infrastructure Congress web portal.

I look forward to seeing you there.

Yours sincerely,

Mayor Matt Burnett
ALGA President
8 Geils Court Deakin ACT 2600 PHONE 02 6122 9400 EMAIL alga@alga.asn.au WEB www.alga.asn.au **ABN 31 008 613 876**

ALGA ROADS CONGRESS 2026

LOCAL ROADS · TRANSPORT · INFRASTRUCTURE

CAIRNS CONVENTION CENTRE
24 - 26 AUGUST 2026
ROADSCONGRESS.COM.AU

Monday 24 August

6:00 PM - 8:00 PM	**Welcome Reception & Exhibition Opening** Mezzanine | Cairns Convention Centre

Tuesday 24 August

8:00 AM	Registration | Arrival Tea and Coffee
9:00 AM	**Conference Opening**
10:00 AM	**SESSION 1: ENABLING INFRASTRUCTURE: FUNDING AND SEQUENCING** *The Commonwealth Government's new Housing Support Program – Local Infrastructure Fund is designed to help unlock housing supply by funding the enabling infrastructure communities need to grow. Hear directly from the Commonwealth Treasury about the fund's objectives and implementation, and learn from Kempsey Shire Council and Cessnock City Council as they share practical insights from delivering housing-enabling infrastructure projects using the Housing Support Program.*
11:00 AM	MORNING TEA
11:35 AM	**SESSION 2: INFRASTRUCTURE DESIGN AND DRIVER BEHAVIOUR** **David Fulton,** Bundaberg Regional Council **David MacLennan,** City of Vincent *Road safety outcomes are influenced not only by how people drive, but also by how roads are designed. This session will explore the relationship between infrastructure and driver behaviour, examining how road layout, speed management, intersection design and other engineering treatments can influence decision-making, improve compliance and create safer outcomes for all road users.*
12:35 PM	**SESSION 3: MANAGING COMMUNITY EXPECTATIONS FOR INFRASTRUCTURE** *Community expectations of infrastructure are changing. Residents increasingly expect community assets to be safer, more resilient, sustainable and capable of supporting growing community needs. This session will explore how we can balance these evolving expectations.*
1:00 PM	LUNCH
2:00 PM	**SESSION 4: GORDONVALE WATER SECURITY PROJECT** **Mark Wuth,** Cairns Regional Council *The Gordonvale Water Security Project is one of the largest infrastructure investments ever undertaken by Cairns Regional Council. Designed to secure a safe, reliable and resilient water supply for the region's growing population, the project includes a new water intake, treatment plant, reservoirs and pipeline network. If you want to see the project in person, join the technical tour on Thursday!*
3:00 PM	AFTERNOON TEA
3:30 PM	**SPONSOR UPDATE** **Arman Navmar,** CSIRO **Elenora Stepanova,** CSIRO *Join representatives from CSIRO for an update on two nationally significant industry initiatives: the Australian Paint Approval Scheme (APAS) and the Paint Contractor Certification Program.*
3:45 PM	**SESSION 6A: ACCESSIBILITY AND INCLUSIVE DESIGN** **Dr Katie Butler,** The University of Newcastle **Paul Durdin,** Abley Limited *This session will explore how councils can incorporate accessibility and universal design principles into planning, project delivery and asset management. Presenters will discuss practical considerations, emerging expectations and opportunities to create safer, more inclusive communities for people of all abilities.* **SESSION 6B: LEVEL CROSSING SAFETY AND MANAGEMENT** **Grant Windsham,** Office of the National Rail Safety Regulator **Andrew Mogg,** Office of the National Rail Safety Regulator *Level crossings remain a critical safety interface between road and rail networks. Presented by the Office of the National Rail Safety Regulator (ONRSR), this session will examine the responsibilities of road managers, emerging safety challenges and practical approaches to risk management, governance and collaboration that can improve safety outcomes for communities.*
4:45 PM	Day one wrap up
6:30 PM	**Congress Dinner** Trinity Room | Cairns Convention Centre

Wednesday 26 August

8:00 AM	Registration	Arrival Tea and Coffee
9:00 AM	**Welcome: Day Two**
9:05 AM	**SESSION 7: FUEL SECURITY AND SUPPLY CHAIN RESILIENCE** *Fuel availability and supply chain disruptions have significant implications for local government operations, freight productivity and community resilience. Hear about current national fuel security initiatives and gain insights from industry leaders on strengthening supply chain resilience in an increasingly uncertain operating environment.*
10:00 AM	**SESSION 8: ROAD MANAGERS & HEAVY VEHICLES - BETTER DATA MAKES BETTER DECISIONS (NATIONAL AUTOMATED ACCESS SYSTEM)** **Michael Watts,** National Automated Access System Project Management Office **Pieter Van Aarde,** National Automated Access System Project Management Office **Kevin Maguire,** Circular Head Council *The National Automated Access System (NAAS) is transforming how heavy vehicle access decisions are made across Australia. This session will provide an update from the NAAS Program Management Office and feature a discussion with councils already operating the system.*
11:00 AM	MORNING TEA
11:30 AM	**SESSION 9A: SAFE INDUSTRY PRACTICES** **Patsy Thomas,** Austroads **Jodie Deakes,** Asbestos Safety and Eradication Agency *Strong safety practices are essential to protecting workers, contractors and communities. This session will explore two critical areas of industry risk: temporary traffic management and the management of asbestos and silica.*
	SESSION 9B: GRANTS & OPPORTUNITIES - UPDATE FROM FEDERAL GOVERNMENT *Understanding the federal funding landscape is critical for councils seeking to deliver local priorities. Representatives from the Department of Infrastructure, Transport, Regional Development, Communications, Sport and the Arts will provide an update on current policy initiatives.*
12:30 PM	LUNCH
1:30 PM	**SESSION 10A: URBAN DESIGN: THE BENEFITS & CHALLENGES OF MICROMOBILITY** **Prue Oswin,** Sidelines Traffic Sarah Pilgrim, Victoria Walks *E-scooters, e-bikes and other micromobility options are reshaping how people move within cities and towns. This session will explore the opportunities and challenges these modes present for local governments, including safety, infrastructure design, public space management and integration with broader active and public transport networks.*
	SESSION 10B: SWEATING YOUR ASSETS: HOW TECHNOLOGY CAN HELP EXTRACT VALUE **Mark Griffiths,** Neuweb **Corey Gray,** Smart Cities Council *Technology is creating new opportunities to maximise the value of local government assets. This session will showcase practical applications of artificial intelligence, data analytics and digital tools that can support asset management, improve decision-making, identify risks and help councils make better use of limited resources.*
2:30 PM	AFTERNOON TEA
3:00 PM	**SESSION 11: LEADERSHIP IN COMPLICATED SYSTEMS: HOW TO DRIVE CHANGE AND BUILD CONSENSUS** *Delivering meaningful change in complex environments requires persistence, collaboration and strong leadership. In this closing keynote, a senior leader will share their experience navigating competing priorities, building consensus among diverse stakeholders and driving successful outcomes in challenging circumstances.*
4:00 PM	**President ALGA Closing Remarks & Communique**

REGISTRATIONS NOW OPEN

Scan the QR Code to register and to see all program updates.

volunteering queensland

Received
Date: 21-07-2026
Doc
Murweh Shire Council
A000073

Level 12 127 Creek Street
Brisbane Queensland 4000

07 3002 7600
:eption@volunteeringqld.org.au
www.volunteeringqld.org.au

13 July 2026

Mayor Shaun Radnedge
Murweh Shire Council
95-101 Alfred Street
CHARLEVILLE QLD 4470

Dear Mayor Radnedge

Volunteering Queensland is seeking your support to encourage Queenslanders across your local government area to record their volunteering contribution in the 2026 Census on Tuesday 11 August 2026.

Every five years, the Census provides a critical opportunity to measure the contribution volunteers make to communities across Queensland. The data collected helps build a stronger evidence base for government investment, informs policy and planning, and demonstrates the significant social and economic value volunteers bring to every community.

For local governments, we know accurate Census data is pivotal in informing service funding, infrastructure investment and planning decisions, as well as helping tell the story of your community. A strong picture of local volunteering can support advocacy, inform community strategy and help demonstrate the capacity and resilience of your region.

We are seeking your help to encourage anyone who volunteers, and anyone who manages or coordinates volunteers to make their mark this census and ensure their contribution is counted.

We know many people don't consider their "helping" as formal volunteering and are reluctant to identify themselves as volunteers, despite making a valuable contribution every week. We want to raise awareness that volunteering includes a wide range of unpaid activities undertaken within community groups, local organisations, social services and charities.

Examples include people who:

- coach or help out in community sport
- volunteer at schools, P&Cs or kindergartens
- support community groups, events, arts or festivals
- volunteer with local charities or community organisations
- volunteer with emergency services, marine rescu wildlife, Landcare or recovery activities
- provide unpaid community support through loca groups, aged care services, hospitals, respite services or community centres

When completing the Census, anyone who has undertaken unpaid voluntary work for an organisation or group in the past 12 months should answer "Yes" to the question about unpaid or voluntary work.

We also ask you to encourage volunteer managers, coordinators and team leaders within your community to list this as their occupation even if that isn't their formal title. This has only recently been added as an occupation with the Australian Bureau of Statistics, and this is our first opportunity to gather data on volunteer manager numbers.

We would appreciate your help in sharing this message through your council's communication channels. By working together, we can ensure the full contribution of volunteers is recognised and counted. Every volunteer recorded strengthens the case for investment in stronger, more connected and resilient communities.

Please find more information and download the media pack on our website here:
volunteeringqld.org.au/initiatives/2026-census/

Thank you for your continued support of volunteering across your community.

Yours sincerely



Jane Hedger
Chief Executive Officer
Volunteering Queensland

Meet Industry Leaders & Like-Minded Professionals—Exclusive Event

Join us for an exclusive Masterclass where the noise stops and the real work begins — strategy, clarity, and frameworks you can put to use immediately. Our expert speakers aren't here to talk theory.

They're here to unpack exactly what's working right now in Organisational Change Management for the Public Sector Masterclass — the tactics, the pitfalls, and the moves that separate the professionals who progress from the ones who stay stuck.

Event Details:

Date: 20th October 2026

Time: 9:00 AM to 5:00 PM

Location: 24/288 Edward St, Brisbane City QLD 4000

Topics Covered:

- Understanding the Drivers of Change in the Public Sector
- Building Change Leadership for the Public Sector
- Building a Change-Ready Culture for the public sector
- Change Management Fundamentals for the Public Sector
- Communication Strategies to Engage Stakeholders for the Public Sector
- Mitigating Resistance and Overcoming Challenges for the Public Sector

This comprehensive program aims to empower leaders and stakeholders to navigate the complexities of change, foster a culture of innovation, and drive positive outcomes. By the end of the workshop, participants should achieve the following learning outcomes

Register by 31st July at only 1399 AUD +GST

For more information, simply click here to visit our website or click here to download the brochure.

Follow us for more updates!

LinkedIn | Youtube| Facebook | Instagram | Tiktok



Tuesday, October 20, 2026 9:00 AM

Organisational Change Management for the Public Sector Masterclass Brisbane

Register

CBD Brisbane



Wednesday, July 29, 2026 9:00 AM

Contract Law Fundamentals for Non Lawyers Masterclass Melbourne
InterContinental Melbourne by IHG



Tuesday, August 18, 2026 9:00 AM

Employment Law and Workplace Relations Masterclass Sydney
CBD Sydney



Tuesday, September 8, 2026 9:00 AM

Navigating High-Stakes Conversations with Authority and Impact Masterclass
CBD Melbourne



Wednesday, September 9, 2026 9:00 AM

Generative AI Governance & Enterprise Deployment Masterclass
CBD Melbourne

Discover More Events





CLIG

526/368 Sussex Street, Sydney, NSW 2000 AU

Unsubscribe | Privacy Policy

20 July 2026

Hi Zoro,

It was great speaking with you on Friday. Thanks again for taking the time to talk with us, and I hope the council meeting went well.

As discussed, I've attached a short document outlining what we are working on and how the regional drone freight concept could develop. Hopefully, it gives you something practical to use in your discussions with Bruce and other members of council.

We are still in the feasibility phase, focused on validating demand, testing the commercial case and confirming a suitable location for the initial pilot. Murweh is one of the areas we are considering for the pilot, and we are keen to keep the conversation going if this is something that the council could support.

We would be very happy to jump on another call to talk through the document or discuss any feedback from Bruce if that would help move the discussion forward. Thanks again and we look forward to continuing the conversation.

Regards,

James

James Christie

Managing Director

james.christie@fourieradvisory.com.au | +61 0478 6

Fourier Advisory | Australia & New Zealand |
https://fourieradvisory.com.au


FOURIER
ADVISORY
Autonomous Freight Service for Regional Australia
Building a Reliable, Resilient and Scalable Regional Logistics Network
July 2026
We enjoy solving problems and believe in celebrating
James Christie, Managing Director
Fourier Advisory
Saurav Kataria, Managing Director
Fourier Advisory

Building Queensland's logistics backbone in the sky ADVISORY

Safety-led, commercially viable and regionally delivered

Our practical approach: Start with what is viable today, build the backbone, then scale as UAS technology and regulation mature.

Together, (Murweh Council & Fourier Advisory) we would like to deliver a practical autonomous logistics model using the technology and regulations available today. As the service proves itself aircraft capabilities, approvals and economics improve, the model can expand. The enduring asset is the regional logistics backbone: depots, corridors, procedures, data, partners and trained local UAS teams.

STAGE 1

SEQ → Charleville corridor, then Murweh local freight

Use staged ~200km legs to reach Charleville, then operate local collection/delivery to Murweh communities – reducing avoidable 3–4 hour drives and improving access when roads are disrupted.

Plan and build the logistics background in the sky

Start with viable 15–20kg UAS. Once the model, framework, procedures, logistics backbone and training system are in place, moving to 100–200kg and then 1000kg+ UAS becomes like moving from small car to truck once the road exists.

1 Safety-focused pathway

Test each corridor through controlled trials, data, procedures and CASA-ready evidence before increasing scale.

2 Commercial technology discipline

Use available UAS at commercial prices so the service can survive outside a demonstration environment.

3 Regional jobs & UAS skills

Hire, train and employ local staff so regional areas build UAS operations, logistics and maintenance expertise.

4 Resilient supply lines

Reduce the risk of communities being cut off by flood, fire or emergencies while future-proofing the regional economy.

Queensland network concept

illustrative example only

Corridor freight + local collection/delivery shown as sequenced legs.

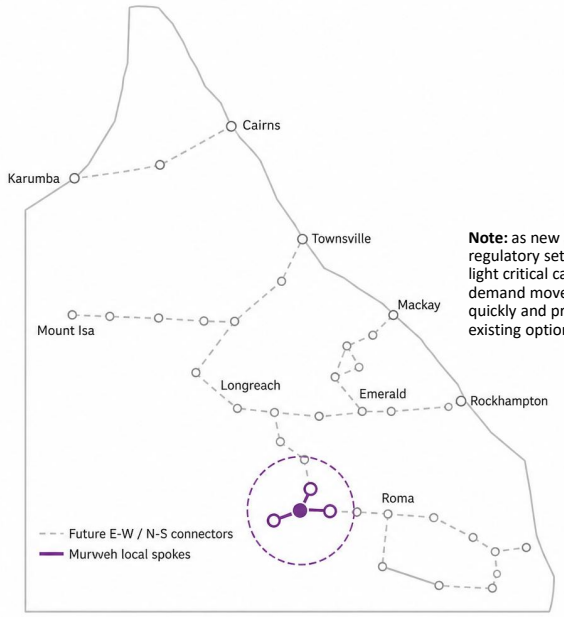

Note: as new aircraft technology and regulatory settings mature, expand from light critical cargo to heavier freight and on-demand movements that are available quickly and priced competitively with existing options.

Corridor operations: scheduled town-to-town freight | Local operations: smaller UAS/road partners into nearby communities

~200km	3–4 hrs	LOCAL	1000kg+
staged leg planning	avoidable drive saved	jobs & UAS training	future freight scale

What we are building

ADVISORY

Developing an autonomous drone-based freight network for regional Australia

We are developing a practical town-to-town autonomous freight service for critical cargo where existing freight options are too slow, unreliable or unavailable

The problem

- Long distances between regional communities and major service centres
- Urgent freight can be delayed by limited transport frequency
- Flooding, isolation and road disruption can interrupt access
- Small, critical items are often uneconomic for traditional freight services

The concept

- Scheduled autonomous freight between regional towns
- Initial focus on defined east-to-west corridors
- Cargo transferred through simple local landing and handover locations
- Potential future connection to surrounding properties and smaller communities

The potential value

- Faster movement of urgent and critical items
- Improved regional access and resilience
- More reliable links between inland communities and eastern service centres
- A pathway toward Australian sovereign autonomous logistics capability

Initial cargo opportunities: medical supplies, pathology samples, agricultural and utility parts, veterinary supplies, council samples and emergency freight

Our pathway from concept to operation

ADVISORY

Following a staged pathway from feasibility to a scalable regional network

Each step is designed to reduce risk and build the evidence required to progress from concept validation to a safe, commercially credible regional service

1. Validate the need

- Confirm priority cargo and routes
- Engage councils, businesses and service providers
- Identify suitable trial locations
- Test whether there is sufficient repeatable demand

2. Design the trial

- Select the trial aircraft and network partners
- Define the initial A-to-B towns
- Develop the operational and safety model
- Progress the CASA approval pathway
- Confirm funding and local participation

3. Conduct the pilot

- Establish landing and handover locations
- Test aircraft performance in Australian conditions
- Move real cargo with local partners
- Measure safety, reliability, cost and community value

4. Scale the network

- Introduce scheduled corridor services
- Add further towns and east–west or north–south routes
- Connect local collection and delivery services
- Progress toward a permanent, sovereign operating capability

Our immediate focus: Identify a practical first corridor, a genuine freight use case and the partners required to deliver a safe, credible trial

How the freight capability will evolve

ADVISORY

Starting with achievable operations and scaling to a regional air freight capability

The concept will scale progressively, beginning with lower-risk freight movements to prove demand, safety and operating viability before increasing payload capacity, service frequency and network reach

Stage 1: Prove the service (0-2 yrs)
15–20 kg payload

- Medium cargo drone
- Vertical take-off and landing design (VTOL)
- Suitable for point-to-point regional trials
- Operates from simple landing locations

Initial purpose

- Prove aircraft performance
- Validate priority freight use cases
- Test landing, loading and handover processes
- Demonstrate community and commercial value

Typical cargo

- Pathology samples
- Medical and veterinary supplies
- Critical parts
- Council or utility samples
- Emergency items

Stage 2: Establish regular corridor operations (2-5 yrs)
100–200 kg payload

- Larger autonomous cargo drone
- Hybrid VTOL configuration
- Greater range, endurance and freight volume
- Designed for scheduled town-to-town services

Operational purpose

- Combine freight from multiple customers
- Operate regular regional corridors
- Improve unit economics
- Increase service frequency and reliability

Typical cargo

- Multiple urgent consignments
- Agricultural and mining parts
- Medical and pharmacy freight
- Higher-volume business freight
- Emergency and resilience supplies

Stage 3: Expand regional air freight corridors (+5 yrs)
1,000 kg+ payload

- Heavy-lift autonomous cargo drone
- Advanced cargo VTOL configuration
- Operates across regional freight corridors
- More developed ground infrastructure and approvals

Long-term purpose

- Supplement selected conventional freight movements
- Move consolidated regional freight at scale
- Connect inland towns with larger logistics centres
- Support Defence, disaster response and sovereign logistics capability

Typical cargo

- Palletised or containerised freight
- Larger industrial components
- Consolidated medical and business freight
- Disaster recovery supplies
- Defence and government logistics

How the regional freight network will operate

Corridor freight operations

- *East – West corridors*
- *North – South corridors*
- *Larger autonomous cargo drones*
- *Scheduled town-to-town freight movements*
- *Morning and afternoon services*
- *150km/h*

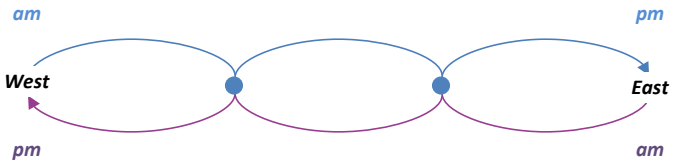



Local collection and delivery

- *Local delivery and collection*
- *On-demand*
- *Smaller autonomous aircraft*
- *Connection to surrounding communities and properties*
- *Feeds freight into and out of the main corridor*
- *90km/h*

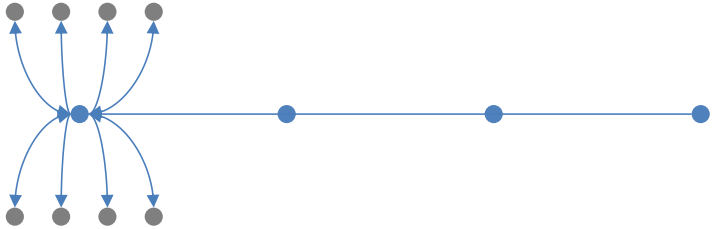



From pilot site to permanent operations

ADVISORY

Temporary Pilot Site



Future Operational Site



13th of August, 2026

The Mayor and Councillors
Murweh Shire Council
95–101 Alfred Street
Charleville Qld 4470

Dear Mayor and Councillors

I am writing to ask that Council improve the information and procedures available to residents concerning nuisance noise caused by domestic animals, particularly excessive dog barking.

Background

I was involved in an unfortunate dispute with a neighbour concerning persistent barking from dogs kept on their property. I do not wish to revisit the particulars of that dispute; rather, I would like to share my thoughts on how we might improve information to residents so that others facing a similar situation may find a resolution.

The Law

I am not a lawyer, but it is my understanding that *Schedule 4, part (2)* of the Murweh Shire Council's Subordinate Local Law No. 2 (Animal Management) 2012 is the relevant provision. It states:

> *2) For the purposes of section 1(e), an animal causes an animal noise nuisance if -*
>
> *a) the animal is a domestic animal; and*
>
> *b) the animal makes a noise which is a nuisance*
>
> *i) for more than a total of 6 minutes in any hour from 7:00 a.m. to 10:00 p.m. on any day; or*
>
> *ii) for more than a total of 3 minutes in any 30-MINUTE period on any day after 10:00 p.m. or before 7:00 a.m.*

This is a clear standard which can be used by animal owners to judge when animals might be creating nuisance noise, by affected neighbours as an objective reference point for complaints, and by council officers asked to make an assessment.

The Problem

Unfortunately, this provision is difficult to find. The 'Animals' page of the MSC website does not reflect or link to the statute, a relevant keyword search of the MSC website doesn't return it; nor do the popular search engines (e.g. Google) unless the specific name of the statute is searched.

Furthermore, the 'Animals' page of the MSC website provides very limited information on how to report complaints regarding domestic animal noise, what the complaints process involves or how complaints are managed.

What I am asking Council to do

I respectfully ask Council to consider three measures.

First, **update the MSC 'Animals' webpage to provide clear guidance about nuisance domestic animal noise**. At a minimum, the webpage should reproduce the existing Schedule 4 standards, explain that some barking is normal, explain when animal noise may become a statutory nuisance, and provide practical information for animal owners about preventing excessive barking.

Second, **publish a clear animal-noise complaint and resolution process**. This could include a downloadable barking diary and complaint form, the information Council requires from complainants, the preliminary steps Council expects neighbours to take where appropriate, the period allowed for an owner to attempt to remedy the problem, how Council investigates the complaint, and the possible compliance and enforcement steps available if a nuisance is substantiated.

Third, **review Local Law No. 2 and its subordinate local law with a view to making animal-noise provisions clearer and more accessible.** I acknowledge that nuisance noise is already regulated by Schedule 4 of the subordinate local law. Rather than simply adding another rule, I suggest Council consider whether an express "Animal noise" provision similar to s 20 of Brisbane City Council's Animals Local Law 2017 should be incorporated into the principal animal-management local law at its next review.

Clear guidance benefits everyone. Animal owners know what is expected of them, neighbours know when a complaint is objectively justified and council officers have a transparent framework against which complaints can be assessed.

What do other Queensland councils do?

A number of Queensland councils publish guidance regarding domestic animal noise which Murweh could adapt without developing an entirely new framework.

The Toowoomba Regional Council provide a good example of how expectations can be communicated to residents via their 'Barking dogs and animal noise issues' webpage.

The webpage clearly outlines objective guidelines, details its noise complaint process, provides a direct link for residents to make a complaint, provides information for concerned neighbours and dog owners, and provides additional resources for the management of nuisance noise such as their 'Barking dog package'.

Thank you for your time, and for your consideration of this proposal. If additional information or examples are required, I am ready to give assistance.

Regards,
Shane Horrocks
Diesel Mechanic | Helicopter Pilot | Cool Guy
21 Racecourse Drive, Charleville, QLD, 4470
M. 0448 270 724

SHIRE OF MURWEH
MORVEN - CHARLEVILLE - AUGATHELLA

PO Box 63 Charleville Q 4470
mail@murweh.qld.gov.au
P. (07) 4656 8355
F. (07) 4656 8399
murweh.qld.gov.au
ABN. 98 117 909 303
Address all communications
to the Chief Executive Officer

10 August 2026

Mr James Christie
Managing Director
Fourier Advisory Pty Ltd
By email: james.christie@fourieradvisory.com.au

To whom it may concern

Letter of Support – Regional Autonomous Freight Initiative

Murweh Shire Council has held discussions with Fourier Advisory regarding its proposal to develop an autonomous regional freight capability using uncrewed air and ground systems, and is pleased to provide this letter of support for inclusion with Fourier Advisory's grant application.

Regional and remote communities such as ours face ongoing challenges in accessing urgent, high-value and time-sensitive freight. This can include medical supplies, agricultural and mechanical parts, equipment and other essential items required by local businesses, industries, health services and other service providers. Delays in receiving these items can carry real economic and community costs across the vast distances of western Queensland.

Council recognises the potential for autonomous freight services to improve connectivity, resilience and service access across the region. Council sees particular value in the potential for regionally based uncrewed aerial vehicles to be deployed in times of disaster or crisis, when road access is cut and the rapid movement of essential supplies matters most. Council itself has direct operational experience with drone technology, using it routinely for surveying and photographing works and buildings, and during flood events to monitor flood gauges, the rise and fall of rivers and tributaries, and the condition of the Charleville flood levee. This experience has demonstrated to Council the practical value these technologies offer in a remote setting.

The initiative aligns with Council's strategic objectives, particularly our commitment to ensuring supply chain infrastructure and services meet current and future industry needs and community expectations, and to protecting lives, property and critical infrastructure while minimising economic impacts from natural disasters.

Council supports Fourier Advisory's continued investigation and development of this initiative, including its planning to undertake initial field trials. Subject to appropriate reviews, planning, regulatory approvals, safety requirements and consultation with Council and relevant stakeholders, Murweh Shire Council would welcome consideration of the Murweh region as a location for future trial activity.

Council's support at this stage does not represent a financial commitment, formal partnership or procurement decision. It confirms our interest in the initiative, our recognition of the regional need it seeks to address, and our willingness to continue discussions as the project develops.

Please do not hesitate to contact me on email: shaun_radnedge@murweh.qld.gov.au or mobile: 0419 363 030 should you require further information regarding this support.

Yours faithfully



Cr Shaun "Zoro" Radnedge
Mayor
Murweh Shire Council

10.2 ATTENDANCE AT THE LGAQ ANNUAL CONFERENCE 2026 AND ASSOCIATED REGIONAL MEETINGS - CAIRNS QUEENSLAND

Author: **Chief Executive Officer**

Authoriser: **Chief Executive Officer**

RECOMMENDATION

That Council:

1. Approve attendance of the Mayor, Cr Shaun Radnedge, Cr Michelle Ebsworth and the Chief Executive Officer, Mr Bruce Scott OAM, at the Local Government Association of Queensland (LGAQ) Annual Conference, Cairns, 19-21 October 2026; the Mayor additionally at the Darling Downs and South West Queensland Council of Mayors (DDSWQCOM) meeting (18 October); and Mayor, Cr Ebsworth and the CEO, Mr Scott OAM at the South West Queensland Regional Organisation of Councils (SWQROC) meeting (19 October).
2. Approve conference fees, travel and accommodation for the Mayor (16-22 October 2026) and Cr Ebsworth and CEO (18-22 October 2026), estimated at $11,565.00, from Council's 2026-27 conference budget.
3. Approve changing the October 2026 Ordinary Meeting from Tuesday 20 to Friday 16 or 23 October, under s.257 of the Local Government Regulation 2012 (Qld).
4. Authorise the CEO to finalise bookings under Council's Expenses Reimbursement Policy.
5. Nominate the Mayor as voting delegate for the LGAQ AGM, with authority to appoint an alternate delegated to the Mayor or CEO, under rule 4.11(3), LGAQ Constitution.

BACKGROUND

The Local Government Association of Queensland (LGAQ) will host its 130th Annual Conference at the Cairns Convention Centre from 19 to 21 October 2026, under the theme "Councils are your every day". The Annual Conference is the peak advocacy and policy event for Queensland local government, bringing together mayors, councillors and senior council officers from across the state to debate motions, set LGAQ policy direction, and engage with State and Federal representatives, including the Premier, the Speaker of the House of Representatives, and the Leader of the Opposition.

In addition to the Annual Conference, Council has been invited to two associated regional meetings held in Cairns immediately prior to the conference:

- The Darling Downs and South West Queensland Council of Mayors (DDSWQCOM) meeting, to be held on Sunday 18 October 2026; and
- The South West Queensland Regional Organisation of Councils (SWQROC) meeting, to be held on Monday 19 October 2026.

It is proposed that the Mayor, Cr Shaun Radnedge, attend both the DDSWQCOM meeting and the SWQROC meeting, in addition to the Annual Conference. Councillor Michelle Ebsworth and the

Chief Executive Officer, Mr Bruce Scott OAM, will attend the SWQROC meeting and the Annual Conference, but will not attend the DDSWQCOM meeting.

Owing to limited scheduled air services connecting Charleville with Cairns, additional travel days are required either side of the meeting program. The Mayor requires travel from Friday 16 October 2026 to Thursday 22 October 2026, reflecting connections required to reach Cairns in time for the DDSWQCOM meeting on the Sunday and to attend to related civic business in the preceding days. Councillor Ebsworth and the Chief Executive Officer require travel from Sunday 18 October 2026 to Thursday 22 October 2026, aligning with the SWQROC meeting on the Monday, followed by the three-day Annual Conference.

Council's Ordinary Council Meeting is ordinarily held on the third Tuesday of the month, which in October 2026 falls on Tuesday 20 October - squarely within the conference program. As the Mayor, Councillor Ebsworth and Chief Executive Officer will be attending the conference and unable to be present in Charleville, it is necessary for Council to change the date of the October 2026 Ordinary Council Meeting to a suitable alternative day. Friday 16 October 2026 (before departure) or Friday 23 October 2026 (after return) are suggested as suitable alternative dates.

PURPOSE

The purpose of this report is to seek Council's approval for the Mayor, Councillor Ebsworth and the Chief Executive Officer to attend the 2026 LGAQ Annual Conference and the associated DDSWQCOM and/or SWQROC meetings in Cairns as outlined above, to approve the associated air travel and accommodation, and to approve a change of date for the October 2026 Ordinary Council Meeting.

DISCUSSION

The LGAQ Annual Conference is the primary forum through which Queensland councils set collective policy positions, hear directly from State and Federal leaders, and access professional development relevant to elected members and senior executives. Attendance provides Murweh Shire Council with a direct opportunity to raise, debate and vote on motions of relevance to remote and rural councils, and to participate in sector-wide discussions on topics including disaster resilience, infrastructure, and regional advocacy.

The DDSWQCOM and SWQROC meetings held immediately before the conference allow Council to align its advocacy positions with neighbouring South West Queensland and Darling Downs councils prior to conference debate, maximising the effectiveness of Council's participation in the Annual Conference itself. Limiting Councillor Ebsworth's and the Chief Executive Officer's attendance to the SWQROC meeting, rather than both regional meetings, reduces the time away from Council duties for those two attendees while still ensuring Council is represented at both regional forums through the Mayor.

As the conference falls across Council's usual October meeting date, this report also recommends Council resolve to change the date of the October 2026 Ordinary Council Meeting, consistent with Council's ability under section 257 of the *Local Government Regulation 2012* to determine the timing of its ordinary meetings, provided it meets at least once each month. Public notice of the amended meeting date and agenda would be given in accordance with section 254D of that Regulation.

Consultation

Internal consultation has been undertaken with the Mayor, Cr Shaun Radnedge, and Councillor Michelle Ebsworth, regarding their availability, willingness to attend, and the proposed change to the

October meeting date. The Chief Executive Officer has reviewed the preliminary conference program published by the LGAQ. External consultation has not been separately undertaken with the LGAQ, DDSWQCOM, or SWQROC, as attendance is by standing invitation to member councils; registration and confirmation of attendance will occur directly with those bodies following Council's approval.

Financial Risks

The estimated cost of attendance is set out below. Costs are based on published LGAQ conference registration fees and indicative airfare and accommodation rates; actual costs will be confirmed once bookings are made and may vary modestly from this estimate.

Item	Basis	Estimated Cost
Conference registration (3 attendees)	Early bird rate of $1,700.00 per person (Council/State Government observer), if booked on or before 2 October 2026 Council receives 2 x Delegates free with its LGAQ Subscription.	$1,700.00
Conference Dinner, Tuesday 20 October 2026 (3 attendees)	$195.00 per person (not included in registration; the Welcoming Ceremony is included for full three-day delegates)	$585.00
Return airfares, Charleville to Cairns (3 attendees)	Indicative estimate of $1,600.00 per person, reflecting connecting flights via Brisbane	$4,800.00
Accommodation, Mayor (6 nights, 16 to 21 October 2026)	Indicative estimate of $320.00 per night	$1,920.00
Accommodation, Councillor Ebsworth and Chief Executive Officer (4 nights each, 18 to 22 October 2026)	Indicative estimate of $320.00 per night, per person	$2,560.00
Estimated total	$11,565.00	

If registration is not finalised by 2 October 2026, the standard registration rate of $1,800.00 per person will apply, increasing the registration component by $300.00 in total. It is recommended that registrations be lodged as early as practicable to secure the early bird rate. There is no material additional cost associated with changing the date of the October Ordinary Council Meeting.

Funding is available within Council's 2026-27 operating budget allocation for councillor and executive conference and professional development expenses. Should actual costs exceed the estimate in this report by a material margin, this will be reported to Council. All expenses will be reimbursed and disclosed in accordance with Council's adopted Expenses Reimbursement Policy, consistent with section 250 of the *Local Government Regulation 2012*.

Legal Risks

Section 250 of the *Local Government Regulation 2012* requires Council to adopt and comply with an expenses reimbursement policy governing the expenses that may be reimbursed to councillors, and facilities that may be provided to councillors, for attending conferences and other council business. Provided attendance and associated expenses are approved by resolution and administered consistently with Council's adopted policy, no material legal risk is identified. There is no equivalent statutory requirement governing reimbursement of the Chief Executive Officer's expenses, which are instead administered under Council's internal financial and travel approval processes.

Section 257 of the *Local Government Regulation 2012* requires Council to meet at least once each month but does not fix the day of any ordinary meeting, allowing Council to resolve to move the October 2026 meeting to an alternative date. Public notice of the day, time and agenda for the rescheduled meeting must be given in accordance with section 254D of that Regulation.

Rule 4.11(3) of the LGAQ Constitution requires that a member council's voting delegate at the Annual General Meeting be either a councillor or the Chief Executive Officer of that council. Consistent with Council's past practice, this report recommends the Mayor be nominated as voting delegate, with authority delegated to the Mayor or Chief Executive Officer to appoint an alternate delegate from among the attendees if required.

Environmental Risks

No material environmental risks are identified. Air travel associated with attendance will generate incidental greenhouse gas emissions consistent with any interstate or intrastate business travel; no additional mitigation is proposed beyond Council's standard travel arrangements.

Social Risks

Attendance supports positive community and sector perception of Council as an active participant in State-wide and regional local government advocacy. There is a minor reputational risk associated with the cost of elected member and executive travel to conferences, and with moving the date of a scheduled Ordinary Council Meeting, both of which are mitigated by the transparency of this report, the direct relevance of the conference and regional meetings to Council's advocacy interests, timely public notice of the amended meeting date, and compliance with Council's adopted Expenses Reimbursement Policy.

REFERENCES

- Local Government Act 2009 (Qld)
- Local Government Regulation 2012 (Qld), Chapter 8, Part 1, Division 2 (Reimbursement of expenses and provision of facilities), section 250
- Local Government Regulation 2012 (Qld), Chapter 8, Part 2, Division 1, section 257 (Frequency and place of meetings) and section 254D (Notice of meetings)
- Council's adopted Expenses Reimbursement Policy
- Constitution of the Local Government Association of Queensland Ltd, rule 4.11(3)

LINK TO CORPORATE PLAN

1.1.1 Council has in place strategic decision-making frameworks to identify, prioritise, and meet current and future needs .

1.2.1 Council has in place effective whole of community communication and engagement strategies

1.3.1 Council has in place operational systems and capacity to deliver strategic priorities and core operations.

ATTACHMENTS

1. LGAQ Annual Conference Cairns 2026 Prelim Program ⇩


130th
LGAQ
Annual
Conference
Councils are your every day
19-21 October
Cairns Convention Centre
LGAQ
Every Queensland community deserves to be a liveable one

PARTNERS

PLATINUM PARTNERS

GOLD PARTNERS

SILVER PARTNERS

COFFEE PARTNER

LANYARD PARTNER

WELCOME TO **CAIRNS**

Welcome to Cairns – Australia's gateway to the Pacific.

I know what us local government tragics are like. We get excited by street embellishments, rubbish bins, footpaths, park benches, street lighting and playgrounds. Before long, our camera rolls are full of the stuff. It's an occupational hazard.

While you're here, put Cairns through its paces. Explore our streets, parks and public spaces. Borrow our good ideas, and if you spot something we could do better, I'd genuinely love to hear it. That's one of the best things about local government. We all learn from each other.

While you're out doing your "professional research", don't miss the northern end of the Esplanade after dark. The fairy lit trees create a natural cathedral of light and, yes, they're absolutely worth a photo. If you've brought the family, Muddy's Playground is a must. Make time to wander our gallery precinct too. Whether you're interested in public art, heritage buildings, adaptive reuse or city activation, it's well worth a wander.

You've picked a great year to visit. Cairns is celebrating 150 years, and we're looking forward to sharing a little of that milestone with you while you're here.

If you see me over the next few days, don't hesitate to stop me for a chat. Better still, tag me on social media or send me an email. I'm keen to know what you loved, what you think we could do better, and what ideas we should be borrowing from your council.



Mayor Amy Eden



SUNDAY 18 OCTOBER 2026

TIME	TOPIC
12:00pm – 4:30pm	**Policy Executive Meeting**
9:00am – 3:00pm	**Peak Services Professional Development Course** **Planning with purpose for Elected Members: A Councillor's guide to planning** **Nikki Huddy, Specialist Planning Facilitator** This full-day training program equips councillors with the knowledge, strategic mindset, and practical tools needed to make informed, community-focused decisions within Queensland's planning system. Through interactive presentations, group discussions, and hands-on activities, participants explore how strategic planning and development assessment shape the long-term liveability, resilience, and prosperity of their communities. Click here for more information and to secure your spot.
2:00pm – 5:00pm	**Registration** Delegates, observers, trade, corporate and accompanying persons.



MONDAY 19 OCTOBER 2026

TIME	TOPIC
7:00am	**Light Healthy Breakfast and Beach Volleyball on the Cairns Esplanade** Conference attendees are invited to hit the beach for a special wellbeing activation. The Cairns Esplanade volleyball courts will set the scene for a short, spirited match featuring Olympic Gold Medallist **Nat Cook OAM OLY**. After the match, enjoy a healthy breakfast, coffee, and the chance to meet Nat, take a photo and connect with fellow delegates before the conference gets underway. Whether you're keen to play or cheer from the sidelines, everyone is welcome. Player registration details will be released soon. SUPPORTED BY HEALTH AND WELLBEING QUEENSLAND
7:30am – 5:00pm	**Registration** Delegates, observers, trade, corporate and accompanying persons
8:30am – 12:30pm	**Roads and Transport Forum**
10:00am – 10:30am	**Morning Tea**
12:30pm – 1:30pm	**Lunch**
1:15pm – 5:00pm	**Indigenous Leaders Forum**
1:30 – 2:30pm	**Optional Sessions** **Session 1: Safety and security for local government elected members** **QPS Assistant Commissioner Charysse Pond, Security, Counter Terrorism and Forensic Services Command** **Session 2: Beyond the Buzz: AI that Delivers.** **Tracy Whitelaw, Chief Digital Officer, LGAQ and Matthew Oxlade, Innovation Manager, LGAQ**
2:30pm – 3:00pm	**Afternoon tea**

MONDAY 19 OCTOBER 2026

TIME	TOPIC	
3:00pm – 5:00pm	**Council Segment Forums** Rural and Remote councils Resources councils SEQ councils Coastal councils	
5:15pm-7:15pm	**Welcoming Ceremony and Networking Event**	
	Welcoming Ceremony	
	5:15pm	Welcome to Country
	5:20pm	Welcome to Cairns Cr Amy Eden, Mayor, Cairns Regional Council
	5:25pm	Response Mayor Matt Burnett, President, LGAQ
	5:30pm	Sponsor Address Tim Fynes-Clinton, Executive Partner, King & Company Solicitors
	5:35pm – 7:15pm	Networking Event in the Trade Exhibition Hall

TUESDAY 20 OCTOBER 2026

TIME	TOPIC
7:00am-8:30am	**CEO Breakfast**
8:00am – 5:00pm	**Registration** Delegates, observers, trade, corporate and accompanying persons
8:30am	**Welcome** **Master of Ceremonies** **Tim Cox, Senior Communications Advisor, LGAQ**
8:35am	**Call to Order and Presidential Address** **Cr Matt Burnett, Mayor, Gladstone Regional Council and President, LGAQ**
8:45am	**Presentation of the Policy Executive**
8:55am	**Setting the Scene: Councils Are Your Every Day** **Alison Smith, Chief Executive Officer, LGAQ**
9:00am	**Official Opening** **Hon David Crisafulli MP, Premier and Minister for Veterans**
9.10am	**Keynote: Elections and Politics** **Antony Green, Former ABC Chief Election Analyst**
9:50am	**Partner Address**
9:55am	**Raising The Flag** **Hon Milton Dick MP, Speaker of the House of Representatives**
10:20am	**Mayors assemble in foyer for conference photo**
10:30am	**Morning Tea**

TUESDAY 20 OCTOBER 2026

TIME	TOPIC
11:00am	**Council Showcases Part 1**
12:00pm	**Partner Address** BRIGHTER SUPER
12:05pm	**Lunch**
1:05pm	**Council Showcases Part 2**
2:00pm	**State Opposition update** **Steven Miles MP, Leader of the Opposition**
2:15pm	**First Term Talkback**: Panel discussion with first term mayors. **Mayor Jon Raven, Logan City Council; Mayor Nick Dametto, Townsville City Council; Mayor Lisa Scomazzon, Douglas Shire Council; Mayor Helen Blackburn, Bundaberg Regional Council**
2:45pm	**Would You Rather...** Panel discussion and quiz with long term mayors. **Mayor John Wharton, Richmond Shire Council, Mayor Tom Tate, Gold Coast City Council, Mayor Tanya Milligan, Lockyer Valley Regional Council**
3:15pm	**ALGA update** **President Matt Burnett**
3:20pm	**Afternoon Tea**

TUESDAY 20 OCTOBER 2026

TIME	TOPIC
3:50pm	**Opening the flood gates** **Cr Steve Krieg, Mayor Lismore City Council and Queensland panel**
4:30pm	**Close day 1**
6:30pm – 10:30pm	**Awards Ceremony and Conference Dinner** **Birthday Bash** The Local Government Association of Queensland is honoured to welcome the 27th Governor of Queensland, Her Excellency the Honourable Dr Jeannette Young AC PSM, to attend the 2026 Local Government Awards Ceremony. Her Excellency's attendance reflects the significance of recognising the outstanding contributions of Queensland's local governments and the individuals who serve communities across the state. Following the Awards Ceremony, the celebrations continue! You are invited to the biggest birthday party of the year! Join us for a relaxed, vibrant evening as we mark two incredible milestones- 130 years of LGAQ and 150 years of the City of Cairns. Colour is the dress code! SUPPORTED BY HASTINGS DEERING



WEDNESDAY 21 OCTOBER 2026

TIME	TOPIC
8:15am	**Conference Resumes**
8:20am	**Emerging issue**
8:35am	**Annual General Meeting – voting overview** **Darren Leckenby, Chief Financial Officer & Company Secretary, LGAQ**
8:40am	**Motions Debate**
10:15am	**Partner Address** FORGE SOLUTIONS
10:20am	**Morning Tea**
10:50am	**Motions Debate**
12:30pm	**Lunch**
1:30pm	**Motions Debate**
3:30pm	**Wrap up** Look ahead to Mackay 2027 Annual Conference **Mayor Greg Williamson, Mackay Regional Council**
3:45pm	**Close of Conference**

MONDAY 19 OCTOBER 2026



Indigenous Leaders Forum

Since 2011, the Indigenous Leaders Forum (ILF) has been a valuable way for First Nations councils to come together to share their successes, discuss specific challenges and put forward issues they would like the LGAQ's support to address. The Forum is held twice-yearly.

Roads and Transport Forum

Queensland's transport network serves as the backbone of our economic vitality and community wellbeing. At this year's Roads and Transport forum, experts will delve into crucial themes such as sustainability in infrastructure, enhancing disaster resilience and response and the role of technology in modernising our transport systems. Each of these essential topics drives forward the progress of our transport networks to meet the dynamic needs of Queensland's communities.

Segment Council Forums

Come and join with your council peers in one of four forums to discuss, share and debate key issues. This is also your opportunity to talk with each other and Policy Executive members about ways the LGAQ can help and support your council.

CONFERENCE REGISTRATION (GST incl.)

Early Bird Registration – prior to and including 2 October 2026	
Council or State Government observer	**$1700.00**
5 or more observers from one Council/Government Department	**$1550.00**
Industry (Tuesday and Wednesday ONLY)	**$3000.00**
After 2 October 2026	
Council or State Government observer	**$1800.00**
5 or more observers from one Council/Government	**$1650.00**
Industry (Tuesday and Wednesday ONLY)	**$3400.00**
Early Bird One Day Registration – prior to and including 2 October 2026	
Council or State Government observer	**$850.00**
Industry (Tuesday and Wednesday ONLY)	**$1330.00**
Functions	
Welcoming Ceremony – Monday evening (19 October 2026) (Accompanying persons, day registrations and additional trade exhibitors)	**$85.00**
Conference Dinner – Tuesday evening (20 October 2026)	**$195.00**

Please note that the Welcoming Ceremony on the Monday evening is included in the conference fee for delegates, observers and industry attending the full three days of conference.

Accompanying persons are welcome to attend the Welcoming Ceremony and Gala Dinner.

Register via links below or online at **www.lgaq.asn.au** under the Events Tab 129th LGAQ Annual Conference.

Delegate/Observer Individual

Registration Booking

Delegate Observer Group

Registration Booking

Industry

Registration Booking

CONFERENCE POLO SHIRT (Council delegates/observers only)

Council delegates and observers will be issued with **ONE** shirt whilst at conference. These need to be ordered online as part of your conference registration. Please select your size carefully, as there won't be the opportunity to change your size once at conference.

The sizing is as follows:



MENS FIT	S	M	L	XL	2XL	3XL	4XL



LADIES FIT	8	10	12	14	16	18	20	22	24

LGAQ

Every Queensland community deserves to be a liveable one

CONFERENCE AND EXHIBITION ENQUIRIES

MEMBERS HOTLINE:
1300 542 700

EMAIL:
events@lgaq.asn.au

ADDRESS:
LOCAL GOVERNMENT HOUSE
25 EVELYN STREET
NEWSTEAD, QLD 4006

X @LGAQ
INSTAGRAM @localgovqld
FACEBOOK /localgovqld
LINKEDIN local-government-association-of-queensland/

10.3 PRO-RATA AIRPORT PARKING AND LANDING FEES, AND PRO-PATA OPTIONS FOR OTHER ANNUAL FEES & CHARGES

Author: **Manager Regulatory Services**

Authoriser: **Chief Executive Officer**

That council:

1. Receive and note the correspondence from Ms Emma Kennedy Munro and Mr Alec Munro dated 10 august 2026 regarding pro-rata annual parking and landing fees at Charleville Airport.

2. Request the Chief Executive Officer to develop pro-rata options for the Charleville Airport annual landing and parking fees (recreational and commercial), including the combined resident recreational annual landing and parking fee and the separate annual parking fee, calculated on a quarterly or, at minimum, half-yearly (six-monthly) basis from the date an aircraft becomes based at Charleville Airport or receives approval, for inclusion in the 2027–28 fees and charges schedule.

3. Request the Chief Executive Officer to investigate and report back to council on the feasibility and cost implications of extending pro-rata arrangements, on a quarterly or half-yearly basis, to other applicable annual fees and charges, including animal registration.

4. Note that any pro-rata fee structure adopted will apply prospectively from the date of Council resolution or the commencement of the 2027–28 fees and charges schedule and will not apply retrospectively to fees already paid.

5. Authorise the Chief Executive Officer to respond to Ms Kennedy Munro and Mr Munro advising of council's resolution.

BACKGROUND

On 10 August 2026, Council received correspondence from Ms Emma Kennedy Munro and Mr Alec Munro, residents of Charleville, requesting that Council consider introducing a pro-rata annual parking and landing fee structure at Charleville Airport (Attachment A).

The correspondents advised that they moved to Charleville in February 2026 and, from March 2026, sought to have their aircraft (VH-TMW) placed on the local resident annual parking fee. As no pro-rata option existed, they were unable to access the resident annual fee until the beginning of the 2026–27 financial year. In the intervening period, they paid the daily parking fee in addition to landing fees, totalling $854.95 through Avdata over approximately four and a half months. This amount exceeded the cost of the full annual resident parking fee, despite the aircraft being based at the airport for less than half of the financial year.

Under the *Murweh Shire Council Fees and Charges 2026–27*, the daily aircraft parking fee is $16.00. Separately, a combined annual landing and parking fee applies to Charleville resident recreational aircraft (paid annually in advance, on application), currently set at $795.00 per annum. A further, separate Annual Parking Fee (recreational) of $700.00 per annum also applies. No pro-rata mechanism currently exists for the combined annual landing and parking fee, the Annual Parking Fee, or landing fees generally; all are structured on a full-financial-year basis, with the daily parking rate and per-movement landing fees applying by default until an annual fee is approved and takes effect.

The correspondents have also requested that Council consider extending pro-rata or quarterly payment options to other annual fees, citing animal registration as an example, on the basis that the

financial year does not always align with when a resident moves to town, purchases an aircraft, adopts an animal, or otherwise requires a Council service.

Council has previous experience with pro-rata fee arrangements. In 2004, Council resolved to introduce a pro-rata system for dog registration fees, under which fees are halved at the end of each calendar year. This establishes a precedent for adjusting annual fee structures to better reflect part-year use, although the existing dog registration approach is a single annual step-down rather than a quarterly or half-yearly calculation.

Council's Fees and Charges are ordinarily reviewed and adopted annually as part of the budget process, with Airport Fees and Charges historically presented for separate approval ahead of the general Fees and Charges schedule. However, section 97(8) of the *Local Government Act 2009* confirms that a cost-recovery fee may be fixed by resolution at any time, and Council has previously amended specific fees mid-cycle (for example, Resolution 044/25, adopted 19 February 2025, adjusting statutory fees within the 2024/25 Schedule of Fees and Charges). This confirms Council is not restricted to only adjusting fee structures at the annual Fees and Charges adoption.

PURPOSE

The purpose of this report is to respond to correspondence requesting the introduction of a pro-rata annual parking and landing fee structure at Charleville Airport, and to seek Council's direction on investigating pro-rata arrangements for other annual fees and charges.

DISCUSSION

The correspondents' experience highlights an equity gap in the current fee structure: a new resident who bases an aircraft at Charleville Airport partway through the financial year may pay materially more under the daily parking and per-movement landing fee regime than they would under the combined annual landing and parking fee ($795.00 per annum for a resident recreational aircraft), despite using the facility for a shorter period. This outcome runs counter to the principle of cost-recovery fees being proportionate to use and is likely to recur for any resident who relocates to Charleville, or acquires an aircraft, outside the window immediately preceding 1 July.

A pro-rata mechanism calculated on a half-yearly (six-monthly) basis would materially reduce this inequity, while remaining straightforward to administer. A quarterly calculation would further improve proportionality and is the preferred option if it can be accommodated within Council's and Avdata's billing systems without disproportionate administrative cost. Any pro-rata option should be structured so that fees are calculated in increments no longer than six months; annual-only calculation should not be retained as the default for new approvals.

Extending pro-rata arrangements beyond the airport to other annual fees (such as animal registration) is a reasonable request in principle, consistent with Council's existing pro-rata treatment of dog registration fees. However, each fee would need to be individually assessed for administrative feasibility, system capability and revenue impact before a broader policy position is adopted. It is recommended that this be the subject of a separate feasibility investigation and report back to Council, rather than being decided in this report.

Consultation

Internal consultation on this report has been undertaken with the Manager of Regulatory Services and the Director of Corporate Services, regarding billing arrangements with Avdata and the implications for the Revenue Statement and Fees and Charges Schedule.

External consultation has occurred with the correspondents, Ms Emma Kennedy Munro and Mr Alec Munro, whose letter dated 10 August 2026 forms the basis of this report. No other external stakeholders have been consulted at this stage; broader community consultation would occur through the standard Fees and Charges adoption process if a pro-rata structure is progressed to the 2027–28 Schedule.

Financial Risks

A pro-rata combined annual landing and parking fee, and a pro-rata Annual Parking Fee, would reduce revenue collected from aircraft owners who become based at Charleville Airport partway through a financial year, relative to charging the daily parking rate and per-movement landing fees

for the interim period. Based on the correspondents' experience, the difference between the pro-rated share of the $795.00 combined annual fee and the amount otherwise payable under daily and per-movement charges could represent a reduction of several hundred dollars per affected aircraft, per year. The number of new resident aircraft registrations in a typical year is low, and the overall revenue impact on the Airport's cost-recovery position is expected to be minor, but has not been separately quantified and should be confirmed as part of preparing the 2027–28 Fees and Charges Schedule.

There may be a minor administrative cost associated with configuring Avdata's billing system to calculate and apply pro-rata amounts, which is not currently quantified. No budget allocation is sought in this report; any system or process changes would be resourced from existing operational budgets.

Extending pro-rata arrangements to other fees would require a separate assessment of financial impact specific to each fee type, to be addressed in the feasibility report sought under this recommendation.

Legal Risks

Council's power to charge for the use of the Airport, including parking and landing fees, arises under section 262(3)(c) of the *Local Government Act 2009*, being the power to charge for a service or facility. Council's rates and charges more broadly are decided by resolution under section 94 of the *Local Government Act 2009*, and a cost-recovery fee may be fixed, or amended, by resolution under section 97, including at a time other than the annual budget meeting.

Any pro-rata structure introduced should be applied prospectively only, from the date of the relevant resolution or the commencement of the 2027–28 Fees and Charges Schedule. Applying a pro-rata adjustment retrospectively to fees already paid by other aircraft owners in prior years would create precedent and equity risk, and is not recommended.

Environmental Risks

No environmental risks have been identified in relation to this matter.

Social Risks

The current fee structure creates a disincentive, or at minimum an unwelcome and unexpected cost, for new residents relocating to Charleville with an aircraft. This is inconsistent with Council's objective of attracting and retaining residents. Addressing the pro-rata gap is likely to be viewed positively by the community and supports Council's reputation for fair and responsive fee-setting.

Conversely, if pro-rata arrangements are introduced for airport fees but not extended, or not seen to be genuinely investigated, for other annual fees such as animal registration, there is a risk of a perception of inconsistent treatment between different fee categories. This risk is mitigated by the recommendation that a feasibility investigation into broader pro-rata arrangements be undertaken and reported back to Council.

REFERENCES

- Local Government Act 2009 (Qld), sections 94, 97 and 262(3)(c)
- Local Government Regulation 2012 (Qld), sections 169 to 172
- Murweh Shire Council Fees and Charges 2026–2027
- Council Resolution 044/25, adopted 19 February 2025 (Statutory Fees and Charges Adjustments)
- Council resolution of 8 July 2004 (Special Budget Meeting), introducing a pro-rata dog registration fee system

LINK TO CORPORATE PLAN

1.1.1 Council has in place strategic decision-making frameworks to identify, prioritise, and meet current and future needs .

1.3.1 Council has in place operational systems and capacity to deliver strategic priorities and core operations.

4.1.1 Encourage and facilitate targeted population retention and growth, underpinned by liveability and employment opportunities.

ATTACHMENTS

1. Letter to council - Pro-rata fees for annual charges Alec and Emma Munro ⇩

10/08/2026

Dear Bruce and Zoro,

Thank you for inviting us to write to Council regarding the introduction of pro-rata annual parking and landing fees at Charleville Airport.

My husband, Alec and I moved to Charleville in February 2026. From March 2026, we actively sought approval for our aircraft, VH-TMW, to be placed on the local resident annual fee. However, as no pro-rata option was available, we were unable to access the resident fee until the beginning of the current financial year.

In the meantime, we were required to pay daily parking charges of $14, in addition to landing fees. Over a period of just four and a half months, we paid a total of $854.95 through Avdata to Charleville Airport. This exceeded the cost of the full annual resident fee, despite our aircraft being based at the airport for less than half of the financial year.

From our own experience, this was a significant and unexpected additional cost when moving to a new town, buying our first home and beginning new jobs. It also involved a substantial amount of time corresponding with Council, learning about the relevant regulations and fees, and navigating these additional expenses.

We respectfully request that Council consider introducing a pro-rata annual parking and landing fee as soon as practicable, or as part of its 2027–28 Fees and Charges. This could be calculated monthly or quarterly from the date an aircraft becomes based at Charleville Airport or receives approval.

More broadly, we encourage Council to consider pro-rata or quarterly options for other applicable annual fees, including animal registration. The financial year does not always align with when people move to town, purchase an aircraft, adopt an animal or require a Council service.

We understand that these services come with associated costs. However, a more flexible fee structure would fairly account for individual circumstances, make the process more welcoming for new residents and encourage people to come to Charleville and remain here long term.

Thank you for your ongoing assistance and for presenting this request to Council for consideration.

Kindest regards

Emma Kennedy Munro & Alec Munro

0428 422 802 | 0448 236 658

11 CORPORATE & REGULATORY

11.1 OPERATIONAL PLAN 2025-26 QUARTER THREE REPORT

Author: **Accountant**

Authoriser: **Chief Executive Officer**

RECOMMENDATION

That Council as per section 174 (3) of the Local Government Regulation 2012, receives the Fourth quarter review outcomes of the Operational Plan 2025-26.

BACKGROUND

PURPOSE

As per Legislation Section 104 (7) of the Local Government Act, LG Reg.2012 Div 4, S174 Council must adopt an Operational Plan Annually and this plan is to be reviewed at least every 3 months (quarterly).

LG Act 2009

S 104 Financial management systems

(5) The system of financial management established by a local government must include—

(a) (v) an annual operational plan; and

(b) (iv) a report on the results of an annual review of the implementation of the annual operational plan

(7) A local government must carry a review of the implementation of the annual operational plan annually

LG Regulation 2012

S 174 Preparation and adoption of annual operational plan

(1) A local government must prepare and adopt an annual operational plan for each financial year.

(2) The local government may, but need not, adopt the annual operation plan for a financial year at the same time the local government adopts its budget for the financial year.

(3) The chief executive officer must present a written assessment of the local government's progress towards implementing the annual operational plan at meetings of the local government held at regular intervals of not more than 3 months.

DISCUSSION

The Murweh Shire Council Operational Plan 2025-26 is aligned to the Murweh Shire Council Corporate Plan 2022 – 2027. Quarter Four review has been completed. The review encompasses the delivery of identified projects for 2025-26, tasks and services. The review does not include the delivery of the budget or estimated cost.

Full details are found in the Operational Plan 2025-26 attachment.

Consultation:

The following staff have been consulted during the update of the Operational Plan and reporting.

- Chief Executive Officer
- Director of Engineering/Engineering Manager
- Director of Corporate Services
- Director of Community and Health
- Director of Economic Development
- Manager, Regulatory Services
- Finance Consultant

Financial Risks: Nil.

Environment Risks: Nil

Social Risks: Nil

LINK TO CORPORATE PLAN

1.1.1 Council has in place strategic decision-making frameworks to identify, prioritise, and meet current and future needs .

1.3.1 Council has in place operational systems and capacity to deliver strategic priorities and core operations.

ATTACHMENTS

1. 2025-26 Operational Plan Q4 Review ⇩

MURWEH SHIRE COUNCIL

OPERATIONAL PLAN 2025-26

FOURTH QUARTER REPORT 2025-2

	PRIORITY	CORPORATE PLAN GOALS	CORPORATE PLAN STRATEGIES	AREA	DIRECTORATE	DELIVERY ACTIONS	PERFORMANCE MEASURES	IMPACT	PLAN LINK	Timing	Risk 1 -3	Q3 UPDATE & OUTPUTS	Q4 UPDATE & OUTPUTS
1.LEADERSHIP & GOVERNANCE	**1.1. STRATEGIC FRAMEWORKS**	1.1.1. Council has in place strategic decision-making frameworks to identify, prioritise, and meet current and future needs.	▶ Leadership and proactive community and stakeholder engagement to identify, monitor and address community needs, opportunities, and emerging trends.	Community engagement	CEO	Targeted community consultation sessions.	Sessions held in Morven (2) and Augathella (2).	Increased community engagement and participation rates.	Corporate Plan 22-27	Quarterly	1	Council has met with the Augathella community during the Q3 period, and has had representation at pop-ups at Welcome to Charleville, Augathella and Morven.	On going meetings held where required
	1.2. COMMUNICATION	1.2.1. Council has in place effective whole of community communication and engagement strategies.	▶ Foster relationships within council and with the community to manage expectations that are appropriate, realistic, and achievable. ▶ Principles of equity, social justice, community benefit, and growth and sustainability underpin decisions, and executed with clear objectives. ▶ Accountable and transparent planning, implementation, review, and reporting mechanisms at all levels.	Corporate Comms	CS	Annual Reporting to community a) Corporate Plan Progress and b) Annual Report.	2 x touchpoint annual reporting to community.	Increased community awareness.	Corporate Plan 22-27	Jun-26	1	Annual Report presented to Council and Community within the prescribed timeline.	Annual Report presented to Council and Community within the prescribed timeline.
				Corporate Comms	CS	Bi-monthly Council newsletter for community distribution.	6 x touchpoint reporting and communication to community.	Increased community awareness.	All activities	Bi-monthly	1	On going	On going
				Corporate Comms	CEO	Shire promotion and community updates via social media and Mayor weekly updates.	2 x weekly media touchpoints to community.	Increased community awareness.	All activities	Weekly	1	Council is continuing to engage with the community on emergency issues, service disruption and general information using many differing digital and print platforms. Council has developed a SWQ regional App to inform the public regarding fuel availability.	On going
	1.3. SYSTEMS AND CAPACITY	1.3.1. Council has in place operational systems and capacity to deliver strategic priorities and core operations.	▶ Governance and corporate planning processes and management address responsibilities, risks, and security, and optimise opportunities.	Revenue	CS	Annual budget delivered and adopted. And performance measures : within legislative timeframes	Rates issued as planned Rate arrears managed to below 10% of total rating revenue. Quarterly budget review undertaken	Improved cashflow. Compliance with LG Regulations.	Budget 25-26 Annual Report	Sep-25 Mar-26	2	First Budget Review conducted and presented to the Council during the February council meeting.	Financial management reporting ongoing. Comparison actual vs budget, narrative presented to the council on a monthly basis
				Assurance	CS	External and Internal audit functions provided for.	Audit functions completed in line with statutory requirements.	Full Compliance.	Budget 25-26 Annual Report	May-26	1	Financial Statements 2024-25 audited and signed off on 29 October 2025, which was before the 31 October 2025 deadline.	EOY PCS roll over 30 June 2026 completed. Accruals processed.
				Training	Councillors	Councillor training and skills development.	100% participation in training.	Improved Councillor governance skills.	Corporate Plan 22-27		1	Councillors have received financial training from the QTC and Griffith Uni. Councillors have also received an updated on the new legislation relating to local government.	On going training provided to Councillors where available
				Customer Service	CS	Customer service standards maintained and processes followed for customer complaints.	Customer complaints attended to within the allocated time. Feedback provided to complainant. Improved connectivity of satellite offices	Improved customer service standards.	Corporate Plan 22-27 Customer Service Charter	Jun-26	1	System in use, Snapper replies need further improvement. Section on Snap Send Solve included in Murweh Mail.	Further upgrade opportunity identified to be rolled out in 26-27 financial year.
				Risk Management	CS	Enterprise Risk Management System is maintained, and Risk Register is reviewed	Risk Register is reviewed and actioned.	Improved risk management.	Operational Plan 25-26	Ongoing	1	No further changes this quarter	No further changes this quarter
			▶ To demonstrate compliance to all concerned parties	WHS	CS	WH&S System is maintained, and annual audit undertaken.	Demonstration of continuous improvement.	Risk management. No major incidents.	Workplace Safety Management Systems (SMS)	Ongoing	1	On going	On going
			▶ Attract, retain, and empower a capable, skilled, and fully complemented workforce.	Staff	CS	Human Resource provisions including training are adequately resourced and staff are well trained and informed.	Management provided timely and appropriate advice on staff matters.	Staff retention. Service Standards achieved.	Enterprise Bargaining Agreement	Ongoing	1	On going	On going
				Staff	CS	Executive Housing					1	Completed	Completed
				Staff	CS	Employment satisfaction survey undertaken once every 2 years, and strategies to improve outcomes identified and implemented.	1 survey conducted. Increased satisfaction levels from prior surveys.	Staff retention. Staff empowered.	Enterprise Bargaining Agreement	Jun-26	1	No further update this quarter	No further update this quarter
			▶ Council facilities, assets, plant and resourcing meet operational requirements.	Assets	ES	Asset Management System including plant replacement program is maintained and Asset Management Plans implemented for all asset classes.	Asset maintenance activities delivered to budget and schedule. AMPs reviewed	100% compliant assets. Reduced long-term maintenance costs.	Asset Management Plans	Jun-26	1	No new update for the second quarter	No further update this quarter

MURWEH SHIRE COUNCIL

OPERATIONAL PLAN 2025-26

FOURTH QUARTER REPORT 2025-2

	PRIORITY	CORPORATE PLAN GOALS	CORPORATE PLAN STRATEGIES	AREA	DIRECTORATE	DELIVERY ACTIONS	PERFORMANCE MEASURES	IMPACT	PLAN LINK	Timing	Risk 1 -3	Q3 UPDATE & OUTPUTS	Q4 UPDATE & OUTPUTS
				Assets	ES	Computer Replacement Program					1	Ancillary items to be completed in Nov. Remainder of budget will be used for unplanned items.	Video Conferencing for Training room and CEO office in progress.
				Assets	ES	Computer network replacements					2	On going works	Complete for the financial year
				Assets	ES	Plant Purchase					2	Ongoing	Ongoing.
				Assets	ES	Council Facility Infrastructure Program					2	Morven Depot and Charleville Depot offices in progress	Funds directed to Charleville/Augathella SPS replacement works due to high risk items identified during inspections. Spare sewer pumps and pump re-builds in progress
				Contract Works	ES	Contract civil works for other agencies and funding programs.	Programs are resourced and delivered within contract schedule, timeframe. Contract compliance. No LTIs, accidents or failures.	Increased revenue. Maximise use of resources.	Projects	Jun-26	1	On going works. CN-25161 SWTD 13A Landsborough Highway (Morven - Augathella) upgrade rest area facilities tender awaiting response to TMR and cost escalations are being taken into consideration	On going works
2. CORE SERVICES	**2.1. DISASTERS**	2.1.1. No loss of life or property, critical infrastructure is protected, and economic impacts are minimised from natural disasters.	▶ Disaster risk planning, reduction and preparedness with partner agencies and community. ▶ Mitigation works, disaster response and recovery.	Disaster	CEO	MSC Disaster Management Plan is reviewed annually and implemented.	QPS Emergency Management Officer undertaken review.	Risk management.	Local Disaster Management Plan	Jun-26	1	Council has its LDMG Meeting planned for 17 April with the annual endorsement of the Murweh Shire LDMP and Evacuation Centre Sub Plan.	LDMG meeting held
				Emergency	CEO	SES is adequately funded and resourced, training needs analysis undertaken, and training is conducted by the local controller.	Training delivered where identified.	SES teams are prepared and in state of readiness.	Local Disaster Management Plan	Ongoing	1	Council continues to be in regular contact with the Local SES Controller who provides updates on any SES deficiencies (including funding) any risks - as well as advice on any activities or activations. Council has worked closely with the local SES during the high risk weather season.	On going communication with the Local SES Controller
				Disaster	ES	Flood mitigation maintenance of river channels in/around Charleville and Cool Burning Program.	Fire and flood preparedness and risk mitigation		Local Disaster Management Plan	Jun-26	1	On going works	On going works
	2.2. PUBLIC LANDS	2.2.1. Stock routes are well maintained for stock movement and regulated use.	▶ Stock route planning, coordination, and implementation with stakeholders.	Rural Lands	CS	Stock route facilities maintained, review water facility options in collaboration with adjacent landholders.	User satisfaction and compliance.	Full Compliance.	Stock Route Management Plan	Ongoing	1	Three capital work projects have been approved - install water tanks at each site - Glengarry, Charleville, and Barford	Capital work program completed on time and within budget. Claims submitted to the Department prior to the end of May 2026
		2.2.2. Town reserves and public lands are well maintained for community access and recreational use.	▶ Improvement and maintenance activities.	Rural Lands	CS	Continue solar panel upgrade in line with Council three year forward plan, funded through Dept. Resources capital funding scheme	Stock routes and water facilities conditions met. Continue with 3-5 year rolling program.	Reduced maintenance costs.	Stock Route Management Plan	Ongoing	2	No solar panel installations for this financial year	No solar panel installations for this financial year
		2.2.3. All public lands are actively managed to support riverine and ecosystem health and landscape connectivity.	▶ Advocacy to resource increasing responsibilities.	Town Reserves	CS	Town Reserves and riverine areas maintained to reduce known hazards. Continue cool burning program.	Maintenance schedule implemented.	Hazard and safety impacts minimised.	Asset Management Plans Stock Route Management Plan	Ongoing	1	Burn program will be inline with 2025, as not all of the allocated area was burnt in the months prior to September.	Cool burn did not occur until the beginning of the next quarter.
	2.3. BIOSECURITY	2.3.1. Stakeholders are informed, knowledgeable and committed to implementing effective and strategic biosecurity management of existing infestations and prevent the introduction, establishment and spread of new weeds and pest animals.	▶ Biosecurity planning, coordination, and implementation with stakeholders.	Biosecurity	CS	Active management of pest animals in the shire, conduct coordinated baiting campaigns April/May and October/November.	Increase landholder participation Trained staff to administer 10-80 poison.	Minimise impact of pests. Improve sustainable Agriculture.	Biosecurity Management Plan Stock Route Management Plan	Ongoing	2	Second coordinated baiting program scheduled and ready to commence on 27 April 2026.	Second coordinated baiting program completed with an increase in participation rate by 4%. Similar amount of meat treated (6000kg).
			▶ Resource the implementation of priority actions and responsibilities in the Biosecurity Plan.	Biosecurity	CS	Pursue funding and resourcing opportunities in collaboration with key stakeholders to fulfill biosecurity obligations	Increased funding investments.	Improved implementation. Cost recovery.	Biosecurity Management Plan Stock Route Management Plan	Ongoing	2	In consultation with Southern Queensland Landscape officers to implement a joint program. At the initial stage currently.	Consultation has progressed with recently advertised grant programs. Currently working on two projects, SQ Landscapes will make application - Council will action if positive result

MURWEH SHIRE COUNCIL

OPERATIONAL PLAN 2025-26

FOURTH QUARTER REPORT 2025-2

PRIORITY	CORPORATE PLAN GOALS	CORPORATE PLAN STRATEGIES	AREA	DIRECTORATE	DELIVERY ACTIONS	PERFORMANCE MEASURES	IMPACT	PLAN LINK	Timing	Risk 1 -3	Q3 UPDATE & OUTPUTS	Q4 UPDATE & OUTPUTS
2.4. ROADS	2.4.1. Road and street infrastructure investment is strategic and effective to accomplish maintenance priorities and development opportunities.	▶ Asset management plan for priority and strategic maintenance and developments.	Civil Infrastructure	ES	Infrastructure maintenance works carried out according to the works program schedule.	Maintenance standards achieved. Schedule of works communicated to public.	Improved safety. Cost efficiencies.	Asset Management Plans	Jun-26	1	On going works	On going works
			Civil Infrastructure	ES	Town Street Rehabilitation Program					3	Augathella reseal remediation inspection completed - considerable damaged areas identified on Main & Cavanagh St linked to garden plot watering. Scoping & cost of repairs to be developed	Onsite inspection complete in Augathella and significant damaged identified in Main St & Cavanagh, wih garden plots contributing to pavement damage due to excess water ingress. Scope of works and assoicated costs of repairs works are currently being developed but may exceed the allocated budget.
			Civil Infrastructure	ES	Kerb and Channel renewals					2	Morven works still planned. Further planning in Charleville in progress	Ongoing. Planning to undertake Morven kerbing works when builders deployed for Works Depot improvement in Q4 this financial year.
			Civil Infrastructure	ES	Footpath renewals					2	Sections completed in Watson St (St Mary's) with works to continue during the next school holidays	St Mary's section of footpath in progress ~approx. 50m complete and will continue during the following school break to avoid impacts during school terms.
			Civil Infrastructure	ES	Alfred St Charleville Refurbishment R2R/TIDS Project					2	Tender issued to market and responses are currently being evaluated. Project will be impacted by the cost escalations associated with fuel supply increases	2 x Tender responses received for the Alfred & Wills Asphalt works. Tenderers noted significant cost escalations and risk around fuel supply and impact to bitumen/Asphalt costs. Tender evaluations are in progress and delivery approach is to be discussed to determine a path forward
			Civil Infrastructure	ES	Rural Road Reseal - Biddenham and Mount Tabor R2R/TIDS Project					3	Project to be reassessed due to cost escalation impacts associated with fuel supply increases.	Reseal sections expected by the complete in September
			Civil Infrastructure	ES	Resheeting and Reseals - Rural R2R/TIDS					1	No further comments	No further comments
			Civil Infrastructure	ES	Resheeting and Reseals - Urban R2R/TIDS					1	Project complete	Project complete. Urban reseals delivered using combined R2R funding (no resheeting in accordance with recent road
		▶ Policy direction for resource cost share investment for private benefit infrastructure.	Civil Infrastructure	ES	Infrastructure capital works carried out according to the capital works plan and works program schedule.	Improved networks standards achieved. Schedule of works communicated to public.	Improved standards. Improved safety.	Asset Management Plans	Jun-26	1	No new update for the third quarter	In line with the capital works program update
			Civil Infrastructure	ES	Levee Bank inspections and annual maintenance works conducted.	Inspection and maintenance schedule implemented.	Improved standards. Improved safety.	Asset Management Plans	Jun-26	1	On going	On going
	2.5.2. All recoverable resources are diverted from landfill.	▶ Waste transfer centre.	Recycling	EDT	Continue resource recovery options in collaboration with community	Resource recovery rates increased.	Environmental Health.		Ongoing	1	Works are now in the planning stage.	Works in progress
	2.5.3. Community is encouraged and supported to reduce waste, reuse, and recycle.	▶ Community recycling collection facilities.	Waste	CS	Implement and monitor landfill operation and maintenance in accordance with agreement.	Contractor monthly reports submitted to Council on time. Compliant landfill operations in line with environmental licence.	Improved waste management facility condition.	Landfill Management Plan	Monthly	2	Awaiting on contractor to provide management plans for the continuation of the Charleville landfill site.	Landfill site management plans are in the initial stage - staff working off plan to ensure ease of implementation.
		▶ Research, planning and partnerships for viable and sustainable resource recovery solutions.	Waste	CS	Annual kerb side contractor performance for compliance with legislation, and industry standard.	Services maintained to standard and agreement.	Health and safety.	Service provider contract	Monthly	1	Kerb side contractors compliant. Charleville kerbside contractor completed an easter egg/small wheelie bin drop prior to easter 2026	Kerb side contractors continue to complete waste collection in accordance with their contract.

MURWEH SHIRE COUNCIL

OPERATIONAL PLAN 2025-26

FOURTH QUARTER REPORT 2025-2

PRIORITY	CORPORATE PLAN GOALS	CORPORATE PLAN STRATEGIES	AREA	DIRECTORATE	DELIVERY ACTIONS	PERFORMANCE MEASURES	IMPACT	PLAN LINK	Timing	Risk 1 -3	Q3 UPDATE & OUTPUTS	Q4 UPDATE & OUTPUTS
		▶ Education and communication of waste reduction strategies and recycling services, and illegal dumping and compliance.	Waste	CS	Education and communication to the community about the Charleville waste facility upgrades, and recycling programs in the Bi-monthly newsletter and social media.	Improved compliance and reduction of illegal dumping.	Environmental Health. Health and safety.	Landfill Management Plan	Monthly	1	Collection of information handout provided to Proterra to present to clients of the landfill. Advising clients of reason for collection of information.	No illegal dumping reported this quarter
2.6. WATER AND SANITATION	2.6.1. Water supply and storages are managed to achieve the highest standard of quality, efficiency, delivery, and sustainability.	▶ Leverage resources for the upgrade of Augathella and Charleville sewerage treatment facilities.	Water	ES	Storage and supply of urban water maintained, monitoring and inspection schedule conducted of reservoirs, mains and services, and repaired and replaced where required.	Annual reporting of all water KPIs as required by various state and federal agencies is published on Council's website.	Full Compliance. Health and safety.	Asset Management Plans	Quarterly	1	Proposed upgrades for the Morven reticulation with changes proposed to the barrier protection presented to the Regulator. Follow up information to be sent for further feedback.	No update for this quarter
	2.6.2. Sewerage treatment and water re-use supply are managed to achieve the highest standard of quality, efficiency, and delivery for human and environmental health.	▶ Asset management and service delivery excellence.	Water	ES	Upgrade water mains in Morven, Charleville and Augathella	Services maintained to standard.	Health and safety.	Water Infrastructure Asset Management Plan	Jun-26	1	Mains renewal continuing with the completion of in Roma St/South St Morven and section in Edward St Charleville. Further replacement in Cavanagh St Augathella progressing	On going works
			Water	ES	Morven water renewals					2	Mains renewal continuing with the completion of in Roma St/South St Morven	Mains replacement in Roma St & South St completed. This marks approx. 70-80% of Morven water reticulation renewed in the past 2 year program and limited areas left to complete to capture entire system
			Water		Augathella water renewals					2		Main renewal in progress in Cavanagh St and expected to be complete in the next 4-6 weeks
			Water	ES	Charleville water renewals					1	Minor works in Edward St Charleville. Actuating valve replacement works at Bore 5 planned	Cost allocation issue noted , Brunel St should have been booked to Morven Water Renewals. Total water renewals may exceed $500k across all three townships for the financial year but will be offset against the planned underspend for sewerage renewals. Minor works completed in Edward st to renew a previously identified breakage area
			Water	ES	Water and Sewerage CA and Programming					3	Sewer well inspections completed in 17 wells across Charleville and Augathella. High risk items identified for repair/replacement and critical pump spares are being scoped for replacement	No change - Not planned for this financial year - funds directed into water. The outcome of the SWQWSA infrastructure strategy being funded will dictate the extent of sewerage renewals in the shorted term.
	2.6.3. Public access to potable water and sanitation.	▶ Communicate availability of water access points for travellers.	Water	CHS	Water supply monitoring schedule conducted with testing and treatment levels maintained across major towns. Option for replacement of Charleville inground reservoir critical.	Water quality maintained. DEWS requirements met. Rail Hub bore installed and commissioned.	Full compliance.	Asset Management Plans Drinking Water Quality Management Plan	Jun-26	3	On going monitoring and reporting to the Water Regulator when necessary.	On going monitoring and reporting to the Water Regulator when necessary.
			Sewage	CHS	Augathella CED Scheme					2	Contractor has been appointed and work is expected to commence 2nd week of April	RSA mobilised to site on 8 April 2026 and have started work at Augathella. Setout survey and site establishment in progress at Augathella. Work planned to commence at Charleville STP inlet area by late May 2026.Funding VAR approved by funding partners for transfer of funds from AUG to CHAR to cover shortfall.
			Sewage		Augathella CED Scheme Design					1	Complete all reporting submitted	Complete - all reporting submitted.

MURWEH SHIRE COUNCIL

OPERATIONAL PLAN 2025-26

FOURTH QUARTER REPORT 2025-2

	PRIORITY	CORPORATE PLAN GOALS	CORPORATE PLAN STRATEGIES	AREA	DIRECTORATE	DELIVERY ACTIONS	PERFORMANCE MEASURES	IMPACT	PLAN LINK	Timing	Risk 1 -3	Q3 UPDATE & OUTPUTS	Q4 UPDATE & OUTPUTS
3. COMMUNITY WELLBEING				Sewage		Charleville Sewerage Treatment Plant Upgrade					2	Contractor has been appointed and work is expected to commence on the completion of the Augathella STP upgrade.	RSA mobilised to site on 8 April 2026 and have started work at Augathella. Setout survey and site establishment in progress at Augathella. Work planned to commence at Charleville STP inlet area by late May 2026.Funding VAR approved by funding partners for transfer of funds from AUG to CHAR to cover shortfall.
				Sewage		Augathella sewerage renewals					3	Not planned for this financial year as funds directed into water. The outcome of the SWQWSA infrastructure strategy being funded will dictate the extent of sewerage renewals in the short term.	Not planned for this financial year as funds directed into water. The outcome of the SWQWSA infrastructure strategy being funded will dictate the extent of sewerage renewals in the short term.
				Sewage		Charleville Sewer Network Renewal Program					3	Not planned for this financial year as funds directed into water. The outcome of the SWQWSA infrastructure strategy being funded will dictate the extent of sewerage renewals in the short term.	Funds directed to Charleville/Augathella SPS replacement works due to high risk items identified during inspections. Spare sewer pumps and pump re-builds in progress
				Sewerage	CHS	Sewerage treatment plant and ponds operating to standard, monitoring and testing schedule conducted and action plan implemented.	EPA licence mitigation actions met in consultation with DES.	Full Compliance.	Sewerage Management Plans Recycled Water Management Plan	Monthly	3	On going monitoring and reporting to the Regulator when necessary.	On going monitoring and reporting to the Regulator when necessary.
	3.1. HEALTH AND WELLBEING	3.1.1. Health and wellbeing services and facilities meet community needs and expectations.	▶ Continue support for critical health services and advocate to meet current gaps in our communities.	Environmental Health	CS	Conduct annual inspections of licensed premises to insure compliance with Food Safety legislation.	Annual food licensing inspections completed.	Enhanced education and understanding leading to a higher level of compliance.	Operational Plan 25-26	Quarterly	1	Businesses handed compliance notices reinspected and compliant with requirments. Further monitoring occuring	Licensed food inspections completed for commercial food outlets.
				Health	CS	Dental Equipment					2	No further progress this quarter	Quote for equipment received. Awaiting priority listing from surgery to progress further.
				Animal Control	CS	Ensure keeping of animals in the town area is in accordance with MSC Local Laws	Town Ranger service provided. Impoundment process in accordance with Local Law requirements.	Less dog attacks. Reduced community complaints.	Local Law Number 2 (Animal Management)2012; Subordinate Local Law No 1.5 (Keeping of Animals) 2012	Ongoing	1	Fact sheets have been developed. Community consultation days have occurred February and March,in Augathella, Morven and Charleville. April will depend on global outlook for fuel.	Community consultation days completed at the Charleville Show Events were held in each of the communities for a five month period. Fact sheets handed to interested persons
				Facilities	CS	Aged care units are maintained and operated to an accepted standard of safety and reflect community expectations.	Maintenance schedule implemented. Compliant and safe facilities.	Standards maintained. Compliance.	Asset Management Plan	Ongoing	1	On going. Capital works will be required in near future on several units.	Ongoing, Storage added to riverview units. Maintenance listing compiled to be completed over coming months.
			▶ Well maintained facilities, services, and experiences offered, that enhance the sports, recreation, arts, and cultural profile.	Libraries	CHS	Maintain service levels and resource libraries in Augathella, Charleville and Morven, and implement initiatives where applicable.	Staff levels and opening times maintained. First 5 program delivered.	Increased library use. Increased education under 5.		Ongoing	1	On going delivery of library programs.	On going delivery of library programs.
				Arts & Culture	CHS	Arts and culture projects are developed and completed, with two rounds advertised, assessed and delivered in accordance with funding guidelines and Council policy.	2 funding rounds of RADF projects.	Contribute to arts and culture profile.	Arts and Culture Policy Project: Regional Arts and Development Fund	Ongoing	1	On going delivery of RADF.	On going delivery of RADF program
				Community	CHS	Community Assistance is offered to community organisations for sponsorship and fee waivers.	Support provided as per policy.	Community assistance support.	Community Assistance Policy	Half Yearly	1	Round 2 of the Community Assistance program is continuing as required in conjunction with community groups and sporting clubs	No update this quarter
				Community	CHS	In partnership with Progress Associations, promote, assess applications and distribute funds collected from Donation Boxes to worthy causes in line with Council policy.	Support provided as per policy.	Community assistance support.	Donation Box Policy	Ongoing	1	As required	As required
				Parks & Gardens	ES	Maintain parks for continued public use and enjoyment.	Maintenance schedule implemented.	Increased utilisation.	Parks Master Plan	Quarterly	1	On going. Maintenance included in 2025-26 budget	On going. Maintenance budget spent
				Facilities	ES	Maintain sporting facilities and showgrounds to a safe standard for continued public use and enjoyment.	Maintenance schedule implemented.	Increased utilisation.	Asset Management Plan Project: Local Roads and Community Infrastructure Program	Quarterly	1	On going. Capital works and maintenance included in 2025-26 budget	On going. Maintenance budget spent

MURWEH SHIRE COUNCIL

OPERATIONAL PLAN 2025-26

FOURTH QUARTER REPORT 2025-2

PRIORITY	CORPORATE PLAN GOALS	CORPORATE PLAN STRATEGIES	AREA	DIRECTORATE	DELIVERY ACTIONS	PERFORMANCE MEASURES	IMPACT	PLAN LINK	Timing	Risk 1 -3	Q3 UPDATE & OUTPUTS	Q4 UPDATE & OUTPUTS
			Facilities	ES	Construct amenities to support Multi-sports at Charleville Showgrounds.					2	All main construction items completed and final finishing items expected to be completed for handover before the end of April 2026	All major construction items are complete - concrete aprons, roofing/guttering, services (power water, sewerage) etc. Minor final finishing items still in progress, - Painting of ceilings - change rooms only - Ceiling finishes, including caulking of trims and sanding prep for painting - Installation of change room lights (to be completed once painting is finished) - Touch-up painting for minor chips/marks from transport and building placement Final inspection planned for the end of April for Practical completion/handover. Commercial terms still to be finalised with the supplier
			Facilities	ES	King Edward Park Precinct Masterplan					3	Council approved the draft King Edward Park Strategic Plan 2025 in Q3. Final plan to be used as a guide for future	Supplier early engagement completed. Current awaiting final proposal
			Facilities	ES	Maintain Racecourse in conjunction with Queensland Racing to improve facilities.	Works completed on time and budget.	Standards maintained. Increased utilisation.	Asset Management Plan Project: QLD Racing	Jun-26	1	On going	On going
			Facilities	ES	Charleville Racecourse Jockey Room Replacement					3	Council still acting in supporting role to Warrego Racing club	No change - Warrego racing Club and Racing Queensland to lead this process, with council to support where requested.
			Facilities	ES	Charleville Racecourse Upgrade LRCIP 4					2	Works completed. Further electrical sub boards identified at end of life with aged infrastructure.	Main switchboard work complete
			Facilities	CHS	Maintain the pool condition and operation to a high level of health and safety and reflect community expectations.	Testing undertaken and compliant. Staffing levels meet requirements. Operation 9 months of the year.	Safety. Standards maintained. Increased utilisation.	Asset Management Plan	Apr-26	3	Operation and maintenance continues as required working closely with Charleville Swimming Pool Managers.	Operation and maintenance continues as required working closely with Charleville Swimming Pool Managers.
			Facilities	CS	Public halls, cultural centre and medical practitioner facilities maintained, in conjunction with Augathella and Morven Progress Associations.	Works completed on time and budget.	Increased utilisation.	Asset Management Plan	Jun-26	1	Ongoing . No issues outstanding at present.	Ongoing . No issues outstanding at present.
			Facilities		Charleville Town Hall Refurbishment Project					3	No Update this quarter	Quote for asbestos removal and rechseeting received for the two awnings. Awaiting painting quotes to external items
			Facilities	CS	Art Gallery air conditioner replacement					3	Works completed.	Air conditioner replacement completed - just waiting on some repairs to the lighting
			Facilities	ES	Cemeteries maintained to a high standard and reflect community expectations.	Facilities meet community expectations.	Standards maintained.	Asset Management Plan	Jun-26	2	On going works as required. New columbarium ordered for Charleville and Augathella Cemeteries.	On going. Maintenance budget spent
			Facilities	ES	New Lawn Cemetery Beams					1	Completed	Completed
3.2. SOCIAL PROTECTION	3.2.1. Safety and protection strategies meet community needs and expectations.	▶ Collaborate with stakeholders to deliver community safety and protection strategies.	Planning	EDT	Operation of street lighting and cameras for public safety.	Works completed on time and budget.	Improved public safety.		Ongoing	1	Funding applied for under Secure Communities Partnership Program to upgrade CCTV cameras. Survey	In progress

MURWEH SHIRE COUNCIL

OPERATIONAL PLAN 2025-26

FOURTH QUARTER REPORT 2025-2

	PRIORITY	CORPORATE PLAN GOALS	CORPORATE PLAN STRATEGIES	AREA	DIRECTORATE	DELIVERY ACTIONS	PERFORMANCE MEASURES	IMPACT	PLAN LINK	Timing	Risk 1 -3	Q3 UPDATE & OUTPUTS	Q4 UPDATE & OUTPUTS
	3.3. EDUCATION	3.3.1. The education needs of the community are represented and pursued.	▶ Collaborate with education and training stakeholders to advocate for further education pathways and options locally.	Staff	CS	Appointment of apprentices, trainees and school-based traineeships	Funding secured and appointment of trainees and apprentices	Employment opportunities	Operational Plan 2025-26; Staff training & Skills Matrix	Jun-26	1	Most positions filled. Re advertising occurred in Q3.	All available positions filled.
			▶ Pursue representation and advocacy opportunities that support childcare, pre-school, student retention, school completion, special needs support,	Planning	EDT	Advocate and collaborate to secure further education and training pathways locally	Training facilitated and delivered locally	Employment and training opportunities	Operational Plan 2025-26	Ongoing	1	Council participated in the Careers Expo prior to Easter and school holidays.	As required
	3.4. CONNECTION TO COUNTRY	3.4.1. Preservation and recognition of the traditions and cultures of Aboriginal people and their ongoing custodianship of country.	▶ Connection to country, interests, and rights of traditional owners are recognised, and support Aboriginal people to benefit culturally, socially, and economically.	Community	CHS	Community liaison with Traditional Owners to support a collaborative, inclusive and respectful relationship. Progress Reconciliation Action Plan.	Effective engagement with Traditional Owners.	Improved relationships.		Ongoing	2	Council has a draft Reconciliation Action Plan to progress with Traditional Owners. Discussions held with Traditional Owners regarding the OMoA.	Discussion in progress.
				Land Tenure	CS	Negotiate Land Tenure relating to Native Title Freehold, protecting Council interests and land management outcomes with respects to cultural heritage.	Resolution of land tenure matters.		Land Act 1994 Qld Stock Route Management Plan Native Title Act 1993	Ongoing	1	As required	As required
4. EMPOWERED FUTURE				Land Tenure	CS	Aurora Estate Stage 2					2	Site clearing undertaken. Request for Tender closed. Environmental monitoring in progress.	Progress to clear the project site by end of January 2026. Easement establishment across multiple lots for services and EA amendment lodge for fill material, Project tender package released for pricing in January 2026 and will close mid-March 2026. Construction is expected to kick off mid-May 2026.
			▶ Ensure sufficient and appropriate land availability for residential and industrial developments.	Land Tenure	CEO	Industrial and residential land is developed in line with community needs.	Sale and disposal of Industrial Land.	Provide for housing development.	Planning Scheme	Ongoing	1	Council has called tenders for the construction of Aurora Estate Stage 2 residential development. Council is in a position to put the Bollon Road Industrial Estate to the market. Council has identified areas at Augathella and Morven for industrial areas.	In progress
	4.2. INDUSTRY	4.2.1. Facilitate certainty and security, underpinned by industry diversity, resilience, and capability.	▶ Proactively overcome identified barriers to encourage industry diversification, innovation, and investment.	Planning	CS	Planning and building certification services maintained, and development approvals in accordance with regulatory frameworks.	SPA compliance	Non compliance issues minimised.	Planning Scheme	Ongoing	1	Services continued. Planning scheme amendment in progress.	Serviced continuted. Planning scheme amendment progressed tc draft for State Interest Review.
			▶ Empower local leadership of business development and growth.	Economic	EDT	Active representation and partnerships with strategic organisations including LGAQ, South West Regional Organisation of Councils (SWROC), and Western Queensland Alliance, and links with Government Departments in relation to emerging trends, economic development outcomes and prospects and tourism.	Economic and regional development opportunities and challenges identified and pursued. Regional strategies for economic development and investment.	Economic growth.		Ongoing	1	Active representation on government agency forums, Queensland Tourism Industry Council and OQTA stakeholder events.	Active representation on government agency forums, Queensland Tourism Industry Council and OQTA stakeholder events.
			▶ Establish a value proposition that positions Murweh as a preferred place to do business.	Economic	EDT	Promote campaigns to support local businesses throughout the Shire.	Buy Local campaign executed.	Support local business and industry.		Ongoing	1	Continuous stakeholder engagement with Small Business Commissioner; Business Chamber Queensland; Department of State Development; Department of Open Data and small Business. Business Mingles continue as required.	Regular engagement undertaken
			▶ Enhance Murweh' s position as a leading tourism destination.	Tourism	CEO	Develop a Tourism Strategy that identifies key drivers and opportunities and guides strategies for tourism market development and value return to the community.	Increased financial return for investment. Increased tourism GRP.			Dec-25	1	The Tourism Strategy progressed and is due for submission to the April Council meeting.	Tourism Strategy presented to the April Council meeting?
				Tourism	CS	Cosmos Upgrade					1	Works completed and grant fully acquitted. Over-run from general budget for additional works while Xzibit were on site.	Works completed and Grant fully acquitted. Over-run from Cosmos general budget for additional works while Xzibit were on site.
				Tourism	CS	Area Promotion Signage Renewals					3	First batch of upgrades completed.	Nothing to update this quarter

MURWEH SHIRE COUNCIL

OPERATIONAL PLAN 2025-26

FOURTH QUARTER REPORT 2025-2

PRIORITY	CORPORATE PLAN GOALS	CORPORATE PLAN STRATEGIES	AREA	DIRECTORATE	DELIVERY ACTIONS	PERFORMANCE MEASURES	IMPACT	PLAN LINK	Timing	Risk 1 -3	Q3 UPDATE & OUTPUTS	Q4 UPDATE & OUTPUTS
			Tourism	CEO	Operate the Bilby Centre in partnership with the Save the Bilby Fund.	Operating as per MOU.	Contribute to tourism profile.	Bilby Centre MOU	Monthly	2	Operations of the Bilby Centre continue to be managed in accordance with the MOU. Council is in discussions with the Save the Biby Fund to review the current MOU.	Discussion in progress.
4.3. SUPPLY CHAIN AND SERVICES	4.3.1. Supply chain infrastructure and service meet current and future industry needs and community expectations.	▶ Continue to build and enhance air, rail, road capacity, connectivity, and utilisation.	Aerodromes	CS	Maintain service levels for resourcing of aerodromes to accommodate regional passenger airlines in Charleville and sealed light aircraft aerodrome in Augathella.	All licenses, accreditations and manuals up to date. CASA accreditation maintained. Staff, safety and service levels maintained.	High service levels. Increased utilisation.	Asset Management Plan	Ongoing	1	On going	On going
			Aerodromes	CS	Augathella Airstrip Upgrade Old Tambo Road LRCIP 4					2	Clearing and OLS Works completed	Clearing works completed, OLS Survey complete.
			Aerodromes	CS	Charleville Airport Reseal Project RAUP Funding					2	Project design has progressed.	Tender documentation complete and going out to Tender in April. Reseal planned to start mid-May 2026 Note, the impacts of bitumen price escalation due to fuel shortage will need to be assessed once pricing is obtained.
			Aerodromes	CS	Development of Charleville Airport Masterplan					1	Completed	Completed
			Aerodromes	CS	Renewal of main apron including hard stand for aircraft parking, seeking funding from programs that may become available	Secure funding. Upgrade and maintenance works completed.	Safety and compliance standards.	Asset Management Plan	Monthly	1	No Update this quarter	No Update this quarter
			Aerodromes	CS	Café in the Mulga at the Charleville Airport Terminal is achieving business goals and adequately staffed.	Café opened for community and traveller needs Improved Operating position	Service and utilisation of airport facilities. Financial viable business.	Budget 25-26 Annual Report	Quarterly	1	Café operations continue, public holiday closures have been undertaken. Staff numbers are static, continue to monitor holistic financial status.	Café in the Mulga had a slow start to the tourism season, however community patronage remains high, especially with the elderly - due to ease of access and space.
		▶ Continue to build and enhance connectivity and communication networks.	Connectivity	CHS	Radio and television rebroadcast facilities available in communities.	Project funding secured and project delivered.	Improved Rebroadcast accessibility.		Ongoing	1	On going.	On going.
		▶ Encourage energy efficiency and self-sufficiency.	Energy	EDT	Seek opportunities for alternative energy supply initiatives.	Research and development initiatives pursued.	Reduce emissions. Increase climate resilience.	Corporate Plan 22-27	Ongoing	1	Funding secured under the Community Energy Updates Fund	Nothing to update this quarter
			Energy	EDT	Solar Projects					3	Funding approved for the installation of solar technology at strategic points around the shire.	Variation requested for extension to June 2027. Awaitng Departmental consideration.
4.6. CLIMATE CHANGE	4.6.1. Encourage holistic and integrated approaches to climate change action and markets.	▶ Seek to understand climate change actions, opportunities, risks, and benefits for the local community.	Climate	EDT	Partner to the Climate Resilient Communities Program and pursue opportunities for climate change initiatives.	Research and development initiatives pursued.	Reduce emissions. Increase climate resilience.	Corporate Plan 22-27	Ongoing	1	Leading the Government funded study for transitioning road freight to rail to reduce the carbon footprint.	Nothing to update this quarter
		▶ Exercise leadership and planning to influence appropriate adoption of initiatives locally.	Climate	EDT	Representation and partnerships with South West Regional Organisation of Councils (SWROC), LGAQ and Western Queensland Alliance in relation to economic outcomes and prospects and tourism.	Economic and regional development opportunities and challenges identified and pursued.		Corporate Plan 22-27	Ongoing	1	Ongoing representation and attendance at regional economic forums.	Ongoing representation and attendance at regional economic forums.
4.7. LANDSCAPES	4.7.1. Embrace the unique landscape, and its ecosystems.	▶ Continue to support species recovery and protection efforts.	Biodiversity	CEO	Support Bilby recovery through arrangements with the Bilby Centre in partnership with the Save the Bilby Fund.	Operating as per MOU.	Contribute to biodiversity recovery.	Bilby Centre MOU	Monthly	2	Matters discussed at the last meeting with the Save the Bilby Fund are still to be progressed.	Discussion in progress.
		▶ Embrace community connection and promote environmental protection of the Shire's unique landscapes and ecosystems.	Biodiversity	CS	Investigate opportunities to improve Biodiversity management with participation in Biodiversity and Carbon credit trading programs.	Opportunities identified and considered.	Improved biodiversity. Leveraged resources.	Biosecurity Management Plan	Ongoing	1	Working with National Parks regarding cool burn and improved biosecurity outcomes for National Parks in the Region.	Cool burn undertaken by Department of Environment.

11.2 HUMAN RESOURCES REPORT

Author: **Human Resource Manager**

Authoriser: **Chief Executive Officer**

RECOMMENDATION

That Council receives and notes the July 2026 Human Resources Report.

BACKGROUND

Current Recruitment: Tourism Manager, Facilities Manager, Library Casual, Cosmos Lead Experience Guide, Tourism Operations Coordinator

Resignation/ Retirement: Parks & Gardens Labourer, Librarian

Overtime:

Pay Period	Dates	Hours	Amount	Hours	Amount
1-2	27.6. to 24.7	593	30,719	669	36,178
3	25.7 to	603	32,410		

- Website and Snap Send Solve Statistics are included as attachment 1 & 2.

LINK TO CORPORATE PLAN

1.3.1 Council has in place operational systems and capacity to deliver strategic priorities and core operations.

ATTACHMENTS

1. **Monthly Web Analytics Snapshot August** ⇩
2. **Snap Send Solve Customer Insights** ⇩

IF MURWEH Murweh Shire Council - Monthly Analytics Snapshot

essions
12,330

iews
15,892

iews / Session
1.29

Views and Sessions

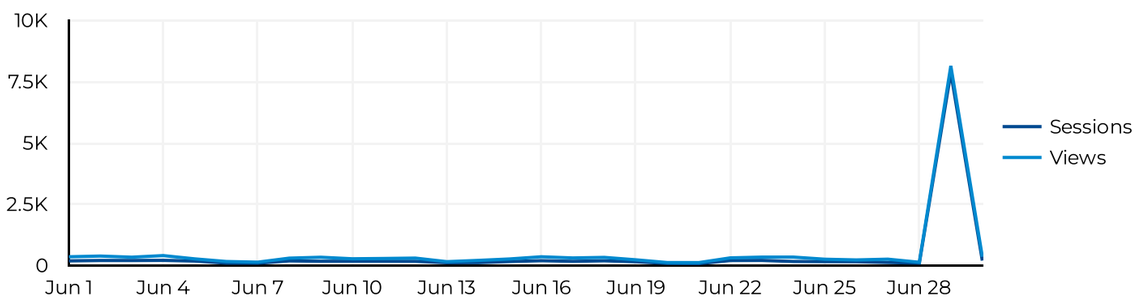

Top 10 Pages

	Page path	Views
1.	/Home	1,7
2.	/Council/About-Council/Age...	4
3.	/Content-search	3
4.	/Council/Employment	3
5.	/Council	2
6.	/cbc-portlets/includes/css/at...	2
7.	/cbc-portlets/includes/javasc...	2
8.	/cbc-portlets/includes/css/bi...	2
9.	/cbc-portlets/includes/css/w...	2
10.	/cbc-portlets/includes/javasc...	2

hannels

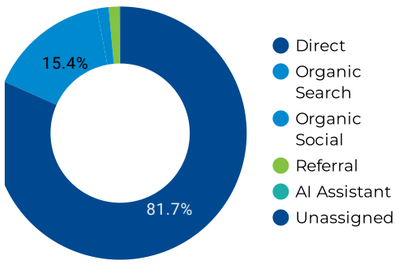

Sessions by Session Campaign

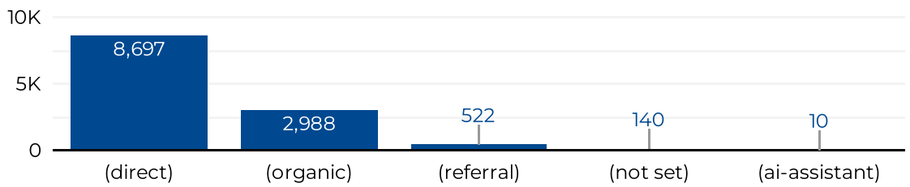

Top 10 Referral Sources

	Session source	Sessions ▾	Vie
1.	(direct)	8,697	9,1
2.	google	2,614	4,7
3.	bing	393	9
4.	(not set)	126	1
5.	192.168.1.1:8880	95	1
6.	m.facebook.com	71	
7.	facebook.com	68	1
8.	192.168.0.1:8880	59	
9.	murweh.admin.o...	38	

essions by User Type

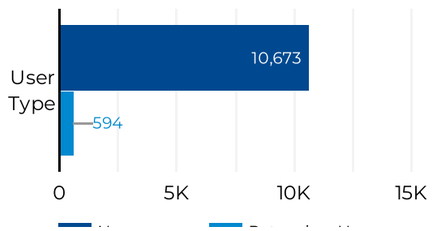

Sessions by Device Type

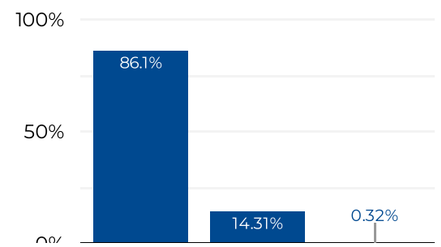

Sessions by Browser

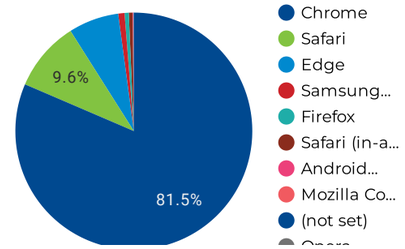

Customer Insights v1

⭐ Customer Insights

Your CSAT scores and percentage of satisfied Snappers last month.

CSAT Score

4.0 ⭐

Jul 2026

↓4.76% vs. previous month: 4.2 ⭐

CSAT scores are calculated from the month the report was closed, not created.

CSAT %

75%

Jul 2026

↓6.25% vs. previous month: 80%

CSAT % is the percentage of customers with a positive rating (4 or 5 stars).

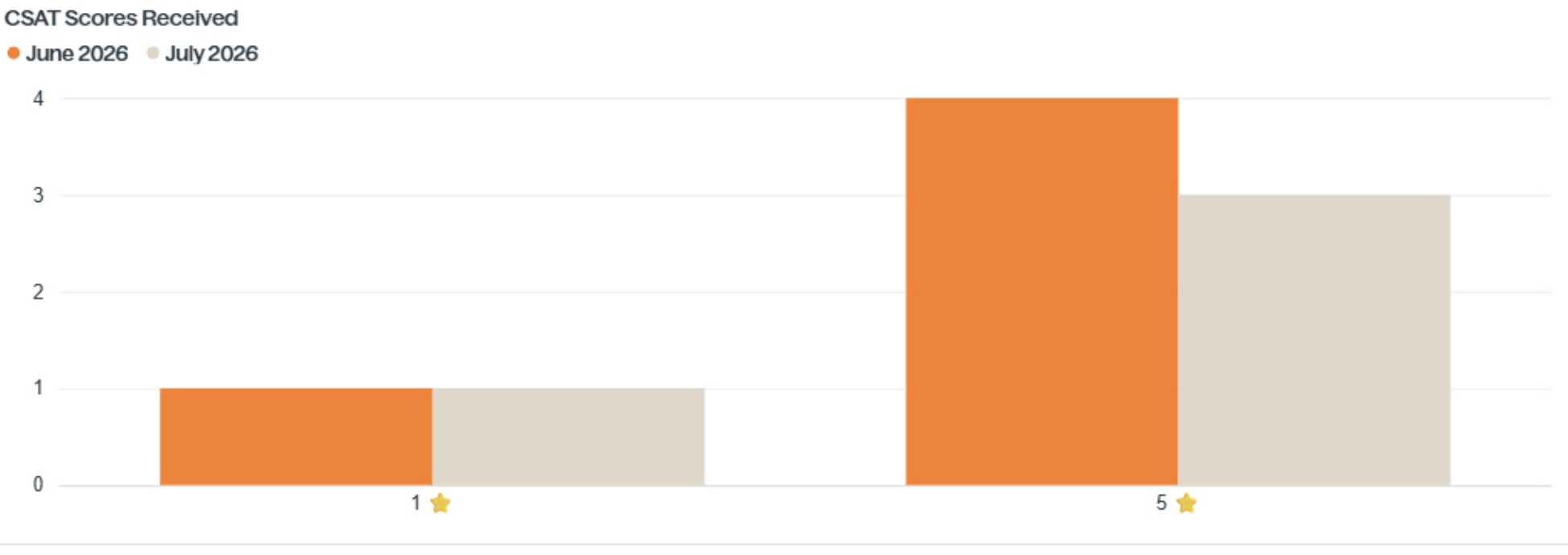

Excludes reports reassigned to other authorities.

⭐ Performance Metrics

Your performance scores last month.

Speed

3.0 ⭐

Jul 2026

↓21.05% vs. previous month: 3.8 ⭐

Communication

3.7 ⭐

Jul 2026

↓8.33% vs. previous month: 4.0 ⭐

Satisfaction with the Solve

3.7 ⭐

Jul 2026

↓8.33% vs. previous month: 4.0 ⭐

Benchmarks

How well are you doing compared to your peers last month.

Your CSAT	Similar authorities CSAT	State CSAT
4.0 ⭐	3.6 ⭐	3.5 ⭐

Rated Reports

Total ratings last month vs the month prior.

Last Month	2 Months Ago
4	5
Jul 2026	Jun 2026
↓20% vs. previous month: 5	↑66.67% vs. previous month: 3

Rated Reports

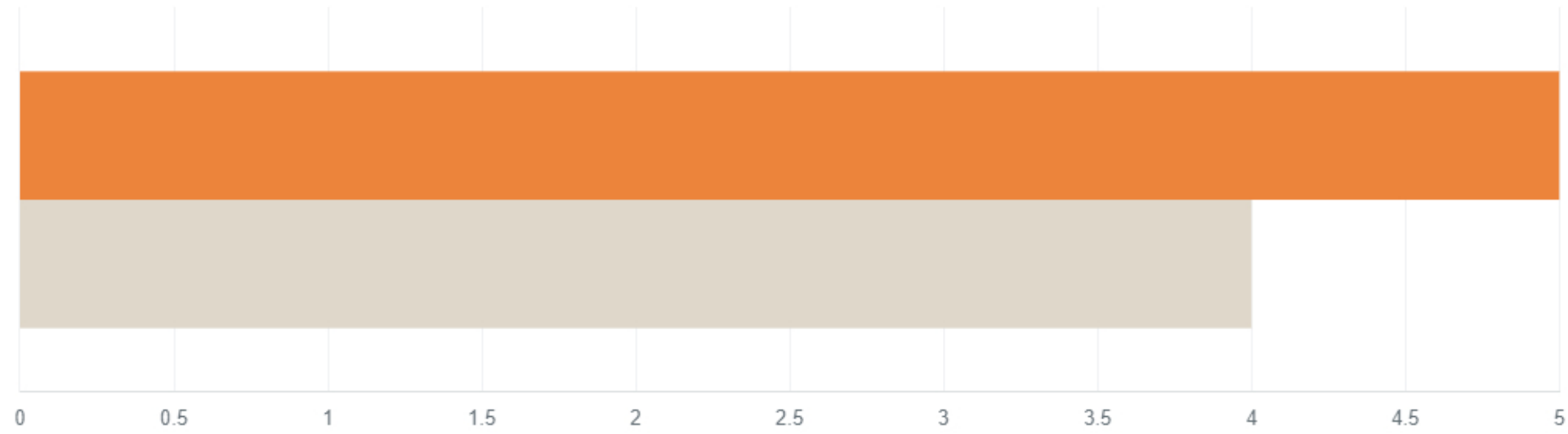

Excludes reports reassigned to other authorities.

✅ Solved Rate

Feedback from your customers last month.

Was Issue Solved?



Was Issue Solved?

Solved?	This Period	Last Period	% Change
Solved	4	5	-20.0%

1 row

Contacted Rate

Feedback from your customers last month.

Was Snapper Contacted?

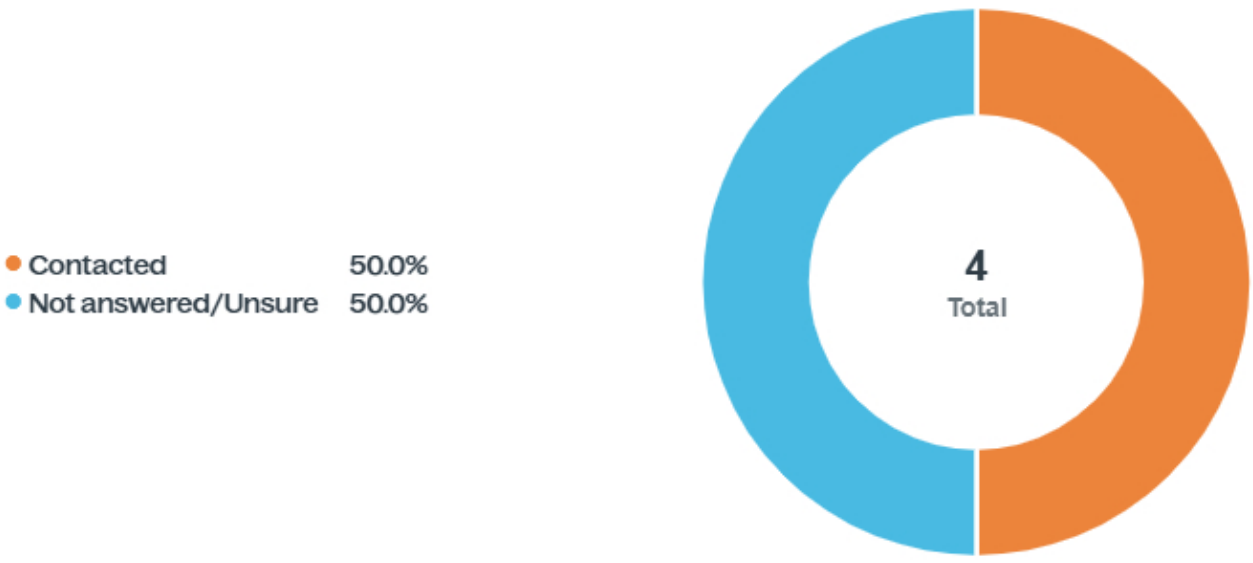

Was Snapper Contacted?

Contacted?	This Period	Last Period	% Change
Contacted	2	2	0%

Unsure/Opted out	2	3	-33.3%

2 rows

Excludes reports reassigned to other authorities.

Ratings by Incident

Incident types ordered by highest overall rating last month.

Overall Rating by Incident Type

Incident type	# of Ratings	Average Rating	% Solved	% Contacted
Abandoned Vehic...	1	5.0	100%	100%
Animal - Deceased	1	5.0	100%	0%
Water Gener...	1	5.0	100%	100%
Potholes - Highways	1	1.0	100%	0%

4 rows

Ratings & Feedback

Feedback and comments left by Snappers last month.

Ratings and Feedback

Snap ID	Rating Date (AEST)	Incident Type	Solved?	Rating	Feedback
8624422	2026-7-24	Animal - Deceased	✅	5	
8206502	2026-7-22	Water Gener...	✅	5	
8564756	2026-7-22	Abandoned Vehic...	✅	5	
8546858	2026-7-16	Potholes - Highways	✅	1	

4 rows

For a downloadable list of rated reports with even more rating data, go to **Historic Data** 📊 > **Ratings and Feedback**.

11.3 CHRISTMAS CLOSURE DATES MURWEH STAFF

Author: **Human Resource Manager**

Authoriser: **Chief Executive Officer**

RECOMMENDATION

That Council receives and notes the August 2026 Human Resources Report.

BACKGROUND

Purpose

Council's annual Christmas and New Year closure arrangements for 2026/2027 are as follows;

The Council office will be closed for the annual Christmas and New Year break from close of business Tuesday 22 December 2026 and will reopen on Monday 4 January 2027.

Our outside staff will commence leave from Monday 21 December 2026 and will return to work on Monday 11 January 2027.

The annual Council Christmas Party will be held on Friday 11 December 2026.

Discussion

CEO and HR Manager

Legal Risk

https://www.qirc.qld.gov.au/sites/default/files/2026-02/2026_cb3.pdf

MURWEH SHIRE COUNCIL CERTIFIED AGREEMENT 2025

PART B – EMPLOYMENT CONDITIONS

20. Annual Leave

20.3 Employees covered by Stream A Award, other than supervisors, must take a minimum of one (1) week's leave during the Christmas/New Year period unless directed otherwise by the CEO.

20.4 Employees covered by Stream B and Stream C Awards and Supervisors covered by Stream A Award must take a minimum of three (3) weeks annual leave during the Christmas/New Year period unless directed otherwise by the CEO.

LINK TO CORPORATE PLAN

1.3.1 Council has in place operational systems and capacity to deliver strategic priorities and core operations.

ATTACHMENTS

Nil

11.4 WORKPLACE HEALTH & SAFETY REPORT

Author: **Administration**

Authoriser: **Director of Corporate Services**

RECOMMENDATION

That Council receives and notes the Workplace Health and Safety Report.

BACKGROUND

INCIDENT REPORTS (since last report)

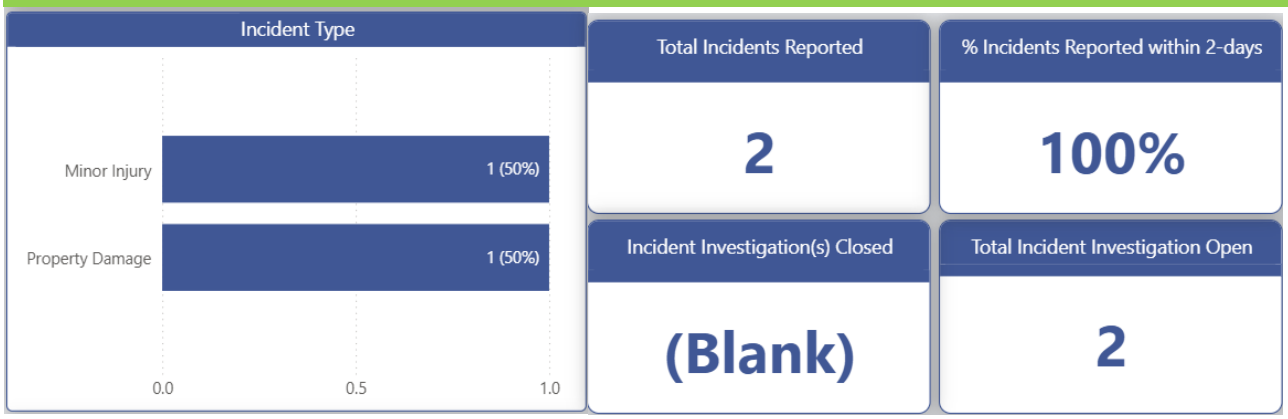

Ref No.	Date of Incident	Incident Type	Due Date	Brief Overview	Location of Incident	Workplace	Risk
INC0218	2026-07-31	Minor Injury	2026-08-28	walked into forklift fork.	Charleville Airport	Airport	
INC0217	2026-07-29	Property Damage	2026-08-26	2 x stone chips in windscreen. chips have now spread and cracked	Other: Travelling to Goondiwindi	Charleville Council Office	

HAZARD / ACTION

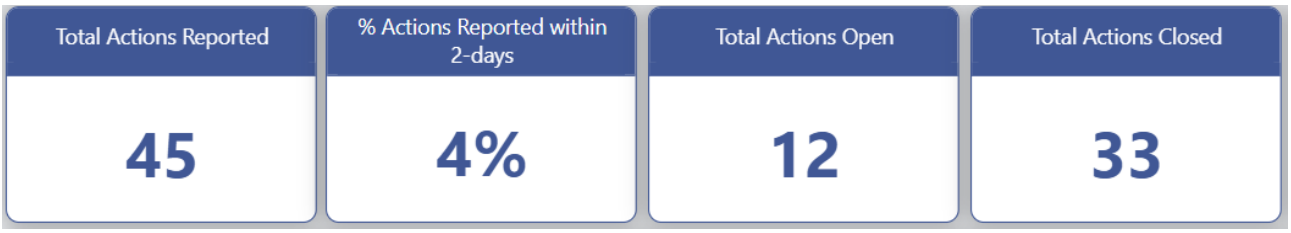

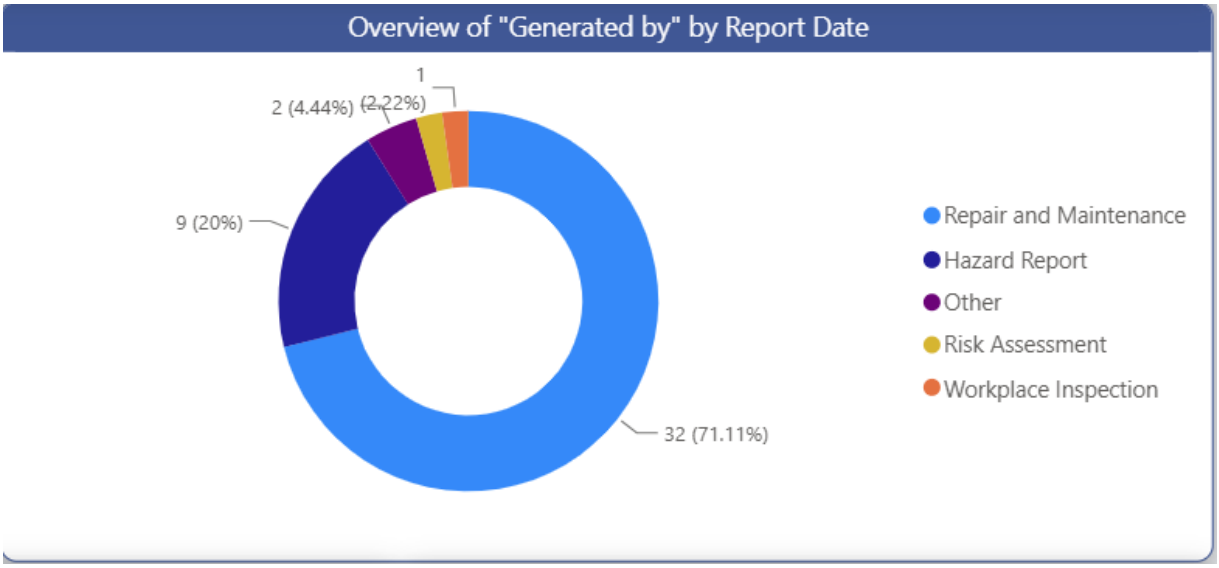

Inspections/Checklists/Work Packs



SAFETY CHAMPION

Training has been ongoing and conducted at various work area sites based on daily needs.

WHS COMMITTEE MEETINGS

Last meeting held: 18.06.2026

Next meeting: June – 14.09.2026 8.30am

OTHER INFORMATION

- David Gornalle on hand to help out with WHS as needed.
- Working with staff to obtain Blue Cards/Working with Children as required.
- Cyber Security Refreshers – COMPLETED
- Working at Heights - COMPLETED
- EWP, ATV, Chainsaw, TC/TMI – all in quoting stage
- First Aid and CPR – October
- Fire Warden – October

Think Safe **Work Safe** **Home Safe**

LINK TO CORPORATE PLAN

1.1.1 Council has in place strategic decision-making frameworks to identify, prioritise, and meet current and future needs .

ATTACHMENTS

Nil

11.5 PLANNING MONTHLY REPORT

Author: **Director of Corporate Services**

Authoriser: **Chief Executive Officer**

RECOMMENDATION

That Council receives and notes the Planning Report for the August 2026 Council Meeting.

BACKGROUND

The following report outlines that activity undertaken in relation to planning and development services for the last month.

Activity	Current Month	Prior Period Still Active	Comments
Development Application Lodged	0	1	
Decision Appeals	0	0	
Future Enquiries	2	0	
Projects and Systems	0	4	
Decision Notices	0	0	

LINK TO CORPORATE PLAN

1.3.1 Council has in place operational systems and capacity to deliver strategic priorities and core operations.

ATTACHMENTS

Nil

11.6 REGULATORY SERVICES REPORT - JULY

Author: **Manager Regulatory Services**

Authoriser: **Director of Corporate Services**

RECOMMENDATION

That Council receives and notes the Regulatory Services Report for July 2026.

STOCK ROUTE

Wild Dog Control

Scalps

The following scalps were presented from 1 July 2026

Male	36
Female	23
Total Scalps for the year	59

July Total $2,950.00

Private Baiting Request
A private baiting was undertaken for Woolabra and Allambie (200kg), due to the number of wild dogs being observed at these locations. Neither of these landholders participated in the coordinated baiting program due to working commitments.

STOCK ROUTE WATER FACILITIES

Narga Bore
The Narga bore is not operational, due to a malfunction of the existing pumping system. Water damage has occurred to the cable joiner, and the Nastec pump has also seized. This solar system was originally locally installed in 2021. Contact has been made with Department of Natural Resource and Mines, Stock Route Division, and replacement of the pumping mechanism and equipment may be included in the 2026/27 Capital Works.

The Department has requested that the pump not to be replaced with Nastec equipment, and a more reputable brand to be used for that will provide longevity of water at this site. A local electrician was able to assist Council on the day it was found not operational, with the problem being identified in a short period of time.

The landholder that has a water agreement off this water facility was notified of the non-performing pump, and the possibility of no water being pumped for a period. The tank was full at the time of noting that the pump was not working, and it is anticipated that this pump will be replaced by the end of August 2026, depending on the availability of suitable approved equipment.


Pump damaged


Electrical wiring damage

BIOSECURITY

The identification of weeds across the Shire in spots where plants have not been identified, has filled the surveillance program for this month.

The Environmental Officer and the Rural Lands team have identified a large infestation of Tiger Pear and Coral Cactus in the second channel of the Warrego River in close proximity to Charleville township.

A week of spraying has been undertaken at this site, however further spraying is required to cover the infested area. Biocontrol will also be released in sections, where it is difficult to access the plant.

Weed Survey and Mapping
There has been a glitch in the data collection program accessed by the Stock Route team, this was due to a change in program links. The Stock Route Supervisor is working through, to ensure that Council do not loose any of the current data saved. This information will be used in the joint funding application of Southern Queensland Landscape and Council.

Weed Control
Routine inspections and targeted surveillance have continued across the region throughout July. These inspections have resulted in the identification and treatment of several priority weed infestations.

African Boxthorn control at the Charleville Pound yards and surrounding area has continued, with herbicide treatment completed. The treatment program is aimed at containing the existing infestation and preventing further spread onto adjoining land parcels. However, it is understood that this species has been at this location for many years, undetected as a weed of national significance.

Follow-up inspections will be undertaken to assess the effectiveness of the treatment and identify any areas requiring additional control.

Coral Cactus – Noorooloo

An inspection of the coral cactus infestation at Noorooloo has shown positive results from the biological control inserted last year. Approximately 70% of the plants inspected were either dead or showing clear signs of biological control activity. These results are very encouraging, with the bug proving its impact on this plant species. Some of this bug has been released into the Coral Cactus located within the Warrego River adjacent to Charleville Township.

Further inspections will be undertaken to monitor the ongoing effectiveness of the control and identify any remaining areas requiring treatment.



Coral Cactus at Noorooloo Road Turn Off – healthy plant



Coral Cactus – Biocontrol work

Flood Recovery Weed Control

Planning has commenced with Southern Queensland Landscapes regarding flood-recovery weed control programs within Murweh Shire.

The main weed species and areas of concern identified so far include Hudson pear, Harrisia Cactus, Parkinsonia, Mother of Millions, Tiger pear and Coral Cactus within the River systems of Ward River, Warrego River, Langlo River and Bradley's Gully.

The flood recovery program will focus on identifying priority areas, assessing weed spread and undertaking targeted control works to prevent new or existing infestations from becoming established.

Further planning and coordination will continue over the coming months to determine priorities and commence control works where required.



Area infested



Tiger Pear



Tiger Pear within the grass cover



Harrisia Cactus



Coral Cactus



Tiger Pear

New Chemical Shed

Council's builders are currently in the process of developing a more robust, stand alone chemical shed that will be utilised by the Environmental Officer and Rural Land Services team. The chemical shed will be constructed of concrete and concrete bricks, with ample air circulation and mesh/ tin walls and tin roof. Should be completed by mid August 2026. The floor will be sealed and coved to contain any chemical spills. Improvement in workplace health and safety, and will be for the storage of chemical only.

AERODROMES

The automatic gate will be removed from the front entrance of the Augathella Airport. This process is to be a trial, to see if any wildlife enter the site at this point. A surveillance camera remains at site for monitoring over the next month to six weeks.

Australian Country Choice (ACC) have landed a jet aircraft at the Augathella Airport. Flight radar has identified the aircraft landing on Monday 3 August 2026. This aircraft is too heavy for the pavement installed at this facility and has the potential to cause damage to the pavement and possibly the aircraft itself. In approximately 2022, the then Director of Corporate Services spoke with ACC Management regarding the use of the Augathella Airport. I have been advised that this communication process did not end positively, as ACC were of the belief that Council were impeding their use of the Augathella Airport. The organisation was asked to use the Charleville Airport when landing this type of aircraft.

Charleville Airport
Control of wildlife (namely birds) have been a major safety concern during this month. Hawkes, Ducks, Plane Turkeys and Galahs have been utilising the airport area. The Airport Reporting Officer has been using scare tactics to remove the birds from the landing areas prior and post the Regional Passenger Transport arriving throughout each day.

Back up power units underwent the general monthly inspection, start and run for a period. This equipment is used to power the Charleville airport when power fails. The power outages affects the automatic doors, and during this month caused a safety issue as the automatic doors did not reset. These doors are serviced each quarter, with the contractor being advised of the problem experienced. The doors were serviced post the issue, resulting in some batteries and runners being replaced.

There have been a number of late Rex Aircraft arrivals during the month. Delays usually have a flow on affect for three to four days, depending on the reason for the delay. One of the Friday flights did not leave Charleville Airport until after 7pm, resulting in passengers travelling via road transport if they had the option.

Aircraft Landings
All of the local approved annual landing permit holders have been advised their permit expired at the end of June 2026. Each were advised that Avdata would invoice for landing and parking fees should their annual landing application not be received by Friday 21 August 2026.

This year, approvals for annual landing will go through a more formal process in accordance with Council's Local Law regarding the use of Council owned or managed land, known as a Prescribed Activity. A formal permit/approval will be issued providing conditions of use of the land. All Prescribed Activities will be approved for twelve (12) months, in line with the stipulation of the Local Law.

Café in the Mulga
Café in the Mulga remains reasonably busy, although when analysing with previous years it seems to be quieter. As with other Tourism outlets, the Café was slow at the commencement of the tourism season, however the figures reveal that it is only slightly lower than the same time last year.

The Café has one full time trainee, whom is going very well. Seems to be enjoying the atmosphere of the work place, and does an excellent job. A work experience student will spend one week with the team, getting to understand the requirements of a commercially operated café, and dealing with the clients. Both of these opportunities present 'growing your own' within the community.

ANIMAL MANAGEMENT
Animal Registration
Continual monitoring of roaming and nuisance dogs has been a focus of the Town Ranger during the month, with courtesy cards being left in mail boxes if a resident is not at the house.

Animal Attack
One complaint has been received, which resulted in Council not receiving enough evidence to implement any further action.

Excess Dogs
A number of excess dog applications have been issued to animal owners whereby Council's officer has dealt with wandering dogs or barking dogs. Follow up of these applications is being undertaken by the Officer. Collaboration of animal owners is slow, however if Council is consistent and continues

to follow up with animal owners, instilling knowledge of appropriate animal ownership, there will be a shift in outcomes.

Animal registration invoices will be issued to all animal owners within Council's data base. It is expected that people will present to Council advising that animals are no longer at the address, however it will be a start. Any person that registered their dog during the months of May and June, will have their dog registration carried over until June 2027.

Wandering at Large
Five dogs unregistered, non microchipped dogs were impounded this month. These five dogs were registered and released, on the condition that the animal had to be microchipped by the due date given at time of registration. Another three dogs were picked up by Council's officer, however as they were microchipped and the animal owner could be identified immediately, these animals were returned to their owner.

Animal Complaints
Three barking complaints have been received and investigated. Council's officer has spoken with the animal owners, providing information on some options to keep their animals from causing a nuisance. One site became a nuisance to neighbours, as the animal owner was away for a couple of days and the person caring for the animals only stopped by to check food and water. This has since been resolved, however monitoring is occurring.

Three rooster complaints were received and investigated. One rooster has been removed, with another site in the process of removing their non compliant animals, however the animal owner is away from Charleville and has been for a number of weeks. They have been spoken to by Council officers, however the process is not complete at time of finalising this report.

ENVIRONMENTAL HEALTH

Commercial Food Premises
Commercial food business will receive their applications and invoices the week of 10 August 2026. Renewal of licenses is to be paid by the 31 August 2026 and each operator must submit an application to Council.

Overgrown allotment
An overgrown allotment complaint has been furnished to Council, resulting in a discussion with the land owner whom has actioned Council's request.

One overgrown allotment that has not been rectified, due to budgetary requirements for the rectification process, will be discussed with elected members at the forthcoming Council meeting.

Abandoned Vehicles
One vehicle has been removed from the Street, with one vehicle owner removing their vehicle within the specified seven day period.

An owner of a collected vehicle has been in contact with Council spasmodically, advising that the release payment fee will be paid. To date, this has not occurred, as such the vehicle maybe disposed through Council auction or usual method.

Another person made contact with Council seeking to get papers from an impounded vehicle. No further action has been undertaken with this request.

Charleville Racecourse
Twenty four horses are being stabled at the racecourse stables throughout the month. Council did have a second lock on the interior stables for ease of access, however due to concerns of trainers,

and access to horses, this lock has since been removed. Council's officer is required to make an appointment with each trainer in this complex to ascertain how many horses are being stabled.

Swimming Pool Inspections
Council's Town Ranger undertakes swimming pool inspections for rental properties and or when a residential house is sold. A report is required for each of these processes, and it is also recorded on the State's swimming pool register. Two residential inspections have been completed within the month.

WASTE MANAGEMENT

Charleville Waste Facility
Proterra have not reported anything of significance throughout this month. The battery collection container is now on site, however will not be anchored in place, as it maybe moved to a different located upon the development of the recycling shed.

Communication
Information regarding battery recycling will be placed into the Murweh Mail, so as community members are aware that there is a battery recycling service at the Refuse site, and the dangers of batteries being placed in a general waste collection receptacle.

LINK TO CORPORATE PLAN

1.1.1 Council has in place strategic decision-making frameworks to identify, prioritise, and meet current and future needs .

ATTACHMENTS

1. Proterra - July monthly report Charleville Waste Facility ⇩

PROTERRA WASTE

CHARLEVILLE WASTE FACILITY MONTHLY REPORT

JULY 2026

MONTHLY WASTE FACILITY REPORT

Contents

1. OPERATIONAL SERVICES PROGRESS SUMMARY 2
1.1 WASTE RECEIVALS 3
2. REPORTING 4
2.1 COMPLAINTS SUMMARY 4
2.2 ACCIDENTS/INCIDENTS/NEAR MISS/HAZARDS 4
2.3 STAFF QUALIFICATIONS 5
3. WORKFORCE EVENTS 6
3.1 EMPLOYEE MOVEMENTS 6
3.2 RECRUITMENT 6
3.3 ENVIRONMENT & OPERATIONS 6
3.4 ENVIRONMENTAL IMPACTS & EVENTS 6
4. PLANT & EQUIPMENT 7
4.1 GENERAL 7
5. APPENDIX 8

© Proterra Group

MONTHLY WASTE FACILITY REPORT

The Monthly Report is to provide Council with a concise list of major events that have occurred at the Waste Facility.

1. OPERATIONAL SERVICES PROGRESS SUMMARY

The Proterra Waste team at the Charleville Waste Facility continued to operate safely and in accordance with environmental and Work Health and Safety (WHS) requirements throughout July. There were no customer complaints received and only two minor WHS incidents recorded during the reporting period.

The site recorded 2,056 customer visits during July, representing a 6.8% increase compared to the 1,925 visits recorded in June. Major waste streams received during the month included 1,097.73 m^3 of mixed general waste, 540.1 m^3 of clean earth, 403.85 m^3 of green waste and 340 m^3 of kerbside collection waste. The facility also received 90.94 m^3 of scrap metal, 36.4 m^3 of concrete and 27.16 m^3 of construction and demolition waste.

Other materials received during July included 31 lead-acid batteries, seven mattresses, nine fridges/air conditioners, five power poles and 258 end-of-life tyres. Battery receipts increased considerably from the eight units recorded in June to 31 units during July.

At Council's direction, 2,000 litres (2 tonnes) of grease trap waste were received during July, compared with 4.55 tonnes in June. The site also received 635 litres of motor oil and 20.25 litres of vegetable oil, while 1,800 litres of engine oil were transported offsite during the reporting period.

July remained particularly dry, with only 1.0 mm of rainfall recorded for the month, occurring on 16 July. The dry conditions supported continued access and normal operations across the facility.

© Proterra Group

PROTERRA WASTE

MONTHLY WASTE FACILITY REPORT

1.1 WASTE RECEIVALS

Summary

Charleville Waste Facility

Period: 01/07/2026 to 31/07/2026

Generated: 2026-08-07 08:21

OVERVIEW

Total Transactions	Total Amount Charged	Total Tonnes
2056	**$131.50**	**1280.139**
Number of Sites	Inbound	Outbound
1	**2055**	**1**

WASTE BREAKDOWN

Waste Type	Direction	Total Qty	Unit	Unit Conversion	Tonnes
Asbestos	Inbound	25.65	m³	1	25.65
Ash	Inbound	2.8	m³	0.9	2.52
Batteries	Inbound	31	Item	0.02	0.62
Carcass	Inbound	14.4	m³	0.02	0.288
Cardboard	Inbound	0.9	m³	0.1	0.09
Clean Earth	Inbound	540.1	m³	1.3	702.13
Concrete	Inbound	36.4	m³	1.1	40.04
Construction & Demo	Inbound	27.16	m³	1.5	40.74
Fridges / Aircons	Inbound	9	Item	0.6	5.4
Grease Trap Waste	Inbound	2000	Litres	0.001	2
Green Waste	Inbound	403.85	m³	0.247	99.698
Kerbside Collection	Inbound	340	m³	0.45	153
Mattresses	Inbound	7	Item	0.06	0.42
Mechanic	Inbound	0.3	Item	0.001	0
Mixed General	Inbound	1097.73	m³	0.133	146.111
Motor Oil	Inbound	635	Litres	0.001	0.635
Outbound - Recycle Market	Inbound	11.05	m³	0.4	4.42
Outbound >> Steel	Inbound	4.75	m³	0.5	2.375
Power Poles	Inbound	5	Item	0.3	1.5
Scrap Metal	Inbound	90.94	m³	0.5	45.47
Timber	Inbound	0.15	m³	0.35	0.052
Tyres	Inbound	258	Item	0.02	5.16
Vegetable Oil	Inbound	20.25	Litres	0.001	0.02
Outbound >> Oil - Engine	Outbound	1800	Litres	0.001	1.8

COMMERCIAL SUMMARY

Site	Transactions	Total Amount Charged
Charleville Waste Facility	2056	$131.50
All Sites	**2056**	**$131.50**

DATA QUALITY

No missing conversions detected

© Proterra Group

2. REPORTING

2.1 COMPLAINTS SUMMARY

REF.	Receipt date	Assigned to	Detail	Response date	Corrective/ preventative action	EFFECTIVENESS OF CORRECTIVE / PREVENTATIVE ACTION	CLOSE DATE
255	16/10/2025	Spencer Hodge	A monthly report was issued highlighting the identified risk of non-conforming waste acceptance and changes in waste acceptance without prior consultation with Council officers or a formal Council decision.	17/10/2025	Monthly report was reissued requesting permission to cease the acceptance of the identified waste stream.		17/10/2025
256	31/10/2025	Anni Colbran	Gatehouse team are not inspecting loads or directing / talking to customers	31/10/2025	Team have been spoken to, email has been sent.		3/10/2025

2.2 ACCIDENTS/INCIDENTS/NEAR MISS/HAZARDS

REF.	Incident Summary	Department	Detail	Date	Incident classification
386	Nuisance Behaviour	Charleville Waste Facility	Vehicle onsite at 6pm, did not stop at Gatehouse, sped through site and travelled to rear of site.	06/07/2026	Minor incident
391	Panel damage Hook Truck	Charleville Waste Facility	Operator damaged cab of Fuso Truck	22/07/2026	Minor incident

© Proterra Group

PROTERRA WASTE

MONTHLY WASTE FACILITY REPORT

2.3 STAFF QUALIFICATIONS

Team Training Due Report

View Report by

Department	Job Role	Branch/Location	Reporting Manager
Waste	Show all	Show all	Show all

Past Due	Within 30 Days	Up to Date	N/A
87	31	178	276
0.43%	0.15%	0.87%	1.35%

Employee Name	Department	Job Role	Branch/Location	Supervisor	Safety & Compliance					Operator Onboarding			Statement of Attainment					
					Emergency Evacuation Coordination	HLTAID011 Provide First Aid	HLTAID009 Provide Cardiopulmonary Resuscitation	CPCCWHS1001 Prepare to work safely in the construction industry	Asbestos Awareness	VOCC - Self-Propelled Compactor	VOCC - Wheeled Front-End Loader	VOCC - Excavator	RIIMPO320F - Excavator Operations	RIIMPO316E - Self-Propelled Compactor	RIIMPO321F - Wheeled Front End Loader Operations	Queensland Heavy Rigid Heavy Vehicle Driver Licence	Queensland Multi Combination Heavy Vehicle Licence	Queensland Open Car Driver's Licence - Class C Manual
BENJAMIN RILEY	Waste	Gatehouse Operator	Charleville	Anni Colbran	1/09/2026	28/11/2027	19/11/2026	No Expiry	No Expiry	N/A	N/A	N/A	--	--	--	12/04/2028	--	12/04/2028
FIONA JONES	Waste	Gatehouse Operator	Charleville	Anni Colbran	--	--	--	--	--	--	--	--	--	--	--	--	--	15/04/2028
HARRISON STEPHEN	Waste	Gatehouse Operator	Charleville	Anni Colbran	--	--	--	--	--	--	--	--	--	--	--	--	--	--
NATHAN MORRIS	Waste	Waste Facility Operator	Charleville	Anni Colbran	--	10/03/2029	10/03/2027	--	--	--	--	N/A	--	--	--	16/11/2026	--	--
ROY MCCARTHY	Waste	Waste Facility Operator	Charleville	Anni Colbran	26/08/2026	22/11/2026	19/11/2026	0/01/1900	No Expiry	0/01/1900	0/01/1900	0/01/1900	No Expiry	--	--	11/05/2027	--	--
TYRONE KOZAK	Waste	Weighbridge Operator	Charleville	Anni Colbran	4/09/2026	28/11/2027	19/11/2026	No Expiry	No Expiry	N/A	N/A	N/A	--	--	--	--	--	30/01/2030

PROTERRA WASTE

MONTHLY WASTE FACILITY REPORT

3. WORKFORCE EVENTS

3.1 EMPLOYEE MOVEMENTS

Contract Representative (Waste Manager) – Anni Colbran
Operations & Environmental Services Manager – Spencer Hodge
Operations & Communications Coordinator – Maria Holden
Gatehouse Team – Tyrone Kozak, Ben Riley, Fiona Jones
Operating Team – Roy McCarthy, Nathan Morris
Litter Collection – Harrison Stephen
Relief Operator - Angus Morris

3.2 RECRUITMENT

NIL

3.3 ENVIRONMENT & OPERATIONS

NIL

3.4 ENVIRONMENTAL IMPACTS & EVENTS

3.4.1 RAINFALL

PROTERRA WASTE — Annual Rainfall Tracker | Charleville Waste Facility

Rainfall Tracker | Charleville Waste Facility | 2026 | EA: EPPR00785513

Day	July	August	September	October	November	December	January	February	March	April	May	June	Row Total
	mm	mm	mm	mm	mm	mm	mm	mm	mm	mm	mm	mm	mm
1													0.0
2													0.0
3													0.0
4													0.0
5													0.0
6													0.0
7													0.0
8													0.0
9													0.0
10													0.0
11													0.0
12													0.0
13													0.0
14													0.0
15													0.0
16	1.0												0.0
17													1.0
18													0.0
19													0.0
20													0.0
21													0.0
22													0.0
23													0.0
24													0.0
25													0.0
26													0.0
27													0.0
28													0.0
29													0.0
30													0.0
31													0.0
Monthly Total	1.0	0.0	0.0	0.0	0.0	0.0	0.0	0.0	0.0	0.0	0.0	0.0	0.0
Rainy Days	1	0	0	0	0	0	0	0	0	0	0	0	1
Daily Avg (mm)	1.0	0.0	0.0	0.0	0.0	0.0	0.0	0.0	0.0	0.0	0.0	0.0	0.1
Max Day (mm)	1.0	0.0	0.0	0.0	0.0	0.0	0.0	0.0	0.0	0.0	0.0	0.0	1.0

PROTERRA WASTE

MONTHLY WASTE FACILITY REPORT

4. PLANT & EQUIPMENT

Asset ID	Type of Item	Status	Description	Current User / Site	Year of Make
125	Heavy Plant	Active	928G Cat Wheeled Loader	Charleville Waste Facility	1999
159	Heavy Plant	Active	930H Cat Wheeled Loader	Charleville Waste Facility	2010
161	Vehicle	Active	Toyota Hilux D/Cab	Charleville Waste Facility	2017
225	Heavy Plant	Active	SH210LC6 Sumitomo Excavator	Charleville Waste Facility	2022
239	Heavy Plant	Active	Fuso FS52J Hook Truck	Charleville Waste Facility	2008
240	Heavy Plant	Active	Mitsubishi Water Truck	Charleville Waste Facility	1985
268	Heavy Plant	Active	CAT Compactor 816F	Charleville Waste Facility	2014
341	Heavy Plant	Active	Isuzu FYJ 300-350 hook truck	Charleville Waste Facility	2025

WASTE FACILITY UPDATES

4.1 GENERAL

MAINTENANCE WORKS	**Charleville**
Landscaping/mowing	☑
Vegetation spraying (fencelines & gates)	☐
Signage Maintenance	☐
Building Maintenance (Lighting, Pluming & cleaning)	☑
Windblown Litter Removal	☑

☑ indicates complete ☐indicates pending

5. APPENDIX

11.7 REQUEST TO EXTEND LEASE PERIOD - MULGA RESERCH PADDOCK

Author: **Manager Regulatory Services**

Authoriser: **Chief Executive Officer**

RECOMMENDATION

That Council approve the extension of the current lease for the Mulga Research Paddock for a further three (3) years, on the condition that the stipulated fencing (approximately 6 kilometre) is completed to a stock proof standard within the first term (3 years) of the current lease agreement.

Council complete a deed of variation of the current lease agreement to be executed by both parties to ensure clarity of Council's approval.

BACKGROUND

Purpose

The current lessee of the Mulga Research Paddock, Mr Peter Melano has made application to Council for an extension of his current lease agreement term, to include another three years. The reason for this request is Mr Melano would like to reinstate six (6) kilometres of original fencing within the Paddock to improve his grazing control, by limiting stock movement on sections of the paddock so as to improve grass/ground cover.

An inspection of the Paddock has been undertaken with the current Lessee Mr Melano. The work that has been undertaken to date is a testament to the Lessee's ethics and a credit to he and his family.

The considerable amount of work undertaken on the water infrastructure – reinstate of the bore and electrical connections, installation of tanks and reuse of troughs, removal of small yard infrastructure which was not able to be reinstated to a working standard, install a working cattle yard with roads suitable for road train loading, and access to the entire land parcel – particularly the boundary line and internal clearing of fence lines using a D7 dozer.

The lessee has recycled large amounts of onsite fence material that was located within the Paddock, assumed to have been installed by Department of Primary Industries in the 1970/80's. He has also reused the water pipelines where possible and installed new pipe to run water through to a number of troughs (recycled or new).

Fence lines have been cleared, and the area that is categorised under the vegetation clearing legislation, as White has been approved for clearing. The lessee has implemented the appropriate actions, spoken with Council, Department of Natural Resources and Mines – Vegetation Management and Stock Route personnel, to ensure the correct processes are put in place to improve the land condition of this land parcel.

Discussion

Throughout the short time the lessee has taken control of this parcel of land, the improvements that have been implemented has ensured the health and well-being of grazing stock, together with the land with all of the Lessee's current management practices integrating with the Yakka Skink project that has been ongoing by Stephen Peck of Department of Environment and Science and Innovation since 2008.

The clearing of the fence lines has provided extra protection and housing for the Yakka Skink's. Mr Peck and Mr Melano have been working together to improve the outcome of this project.

The below photographs show some of the improvements that have been implemented by the Lessee since commencement of approval – January 2025.



New tank – recycled old stand



Tap install in existing water line



One of the cleared fence lines, ready for installation of a new fence.



Old sheep yard – to be removed – recycle of water trough



New gates installed at all gateways- a number of stays had to be reinstated, and all gates reinstalled, as none remained at site.

The lessee is wanting to install another, approximate six (6) kilometres of new fence, whereby it is necessary for him to purchase new material, as he has recycled the majority of material from within the paddock. He is not seeking any financial assistance, however he is seeking an extension of the current lease for three years, as compensation for the purchase and installation of new fence material.

Consultation

Lessee

Mayor

Manager Regulatory

Financial Risks

Financial Impact is low as there is no request for contribution to the upgraded fencing. The change in timeframe would also potentially limit future revenue growth during extended period. The work that has been implemented will be of benefit to Council in the long term with no physical financial outlay.

Environmental Risks

Work being undertaken at site is improving the land condition. Lack of land use, and uncontrolled grazing of the land, has the potential to cause environmental harm. Installation of fencing allows controlled grazing so as other sections of the paddock can recover.

Social Risk

Approval of a further three years does not allow an opportunity for others, however the initial advertisement was open to the public, with one of the applicants advising Council it was prepared to undertake work to upgrade the fences, however that applicant requested financial contribution by Council.

Legal Risk

Should Council agree with this request, a deed of variation [binding document that amends specific terms of an existing agreement – extending or shortening the term] to the current lease agreement is required. This will give clarity to both parties of the agreement.

LINK TO CORPORATE PLAN

1.1.1 Council has in place strategic decision-making frameworks to identify, prioritise, and meet current and future needs .

ATTACHMENTS

1. Request to extend lease period Mulga Research Paddock ⇩

Outlook

Mulga Research Block

From Peter Melano <buckpj2@bigpond.com>
Date Mon 7/13/2026 7:25 AM
To Kay Crosby <Kay_Crosby@murweh.qld.gov.au>

CAUTION: This is an external email. Please take care when clicking links or opening attachments as they can be malicious. If in doubt, report using 'Phish Alert' button in Outlook immediately.

To the Murweh Shire

I am writing in relation to the Mulga Research Paddock that I am currently leasing from the Shire on a 3 X 3 (3 years with option of 3 more years) lease. On commencement of the lease, I was aware that there was a lot of work and capital required to make the block operational. I have spent a considerable amount already in work and materials on the boundary fence. I was hoping that some of the internal fences would have been repairable but on close inspection I now realise they are too dilapidated for repair. I have been slowing cleaning up these older fences.

I was wanting to replace some of the older fences to control grazing pressure and to make management easier. This would take considerable work and extra capital. Roughly 5-6 kilometres of new fencing would be required to split the block into 4 areas. This would assist with stock and land management and I am sure would be a great advantage to the Shire long term.

My question now, to the Shire, is would the Shire be willing to guarantee me an extra 3 years on top of my current lease years? The guarantee of extra time, I feel, would justify for me the extra work and extra cost.

Thank you for considering my proposal.

Regards,

Peter

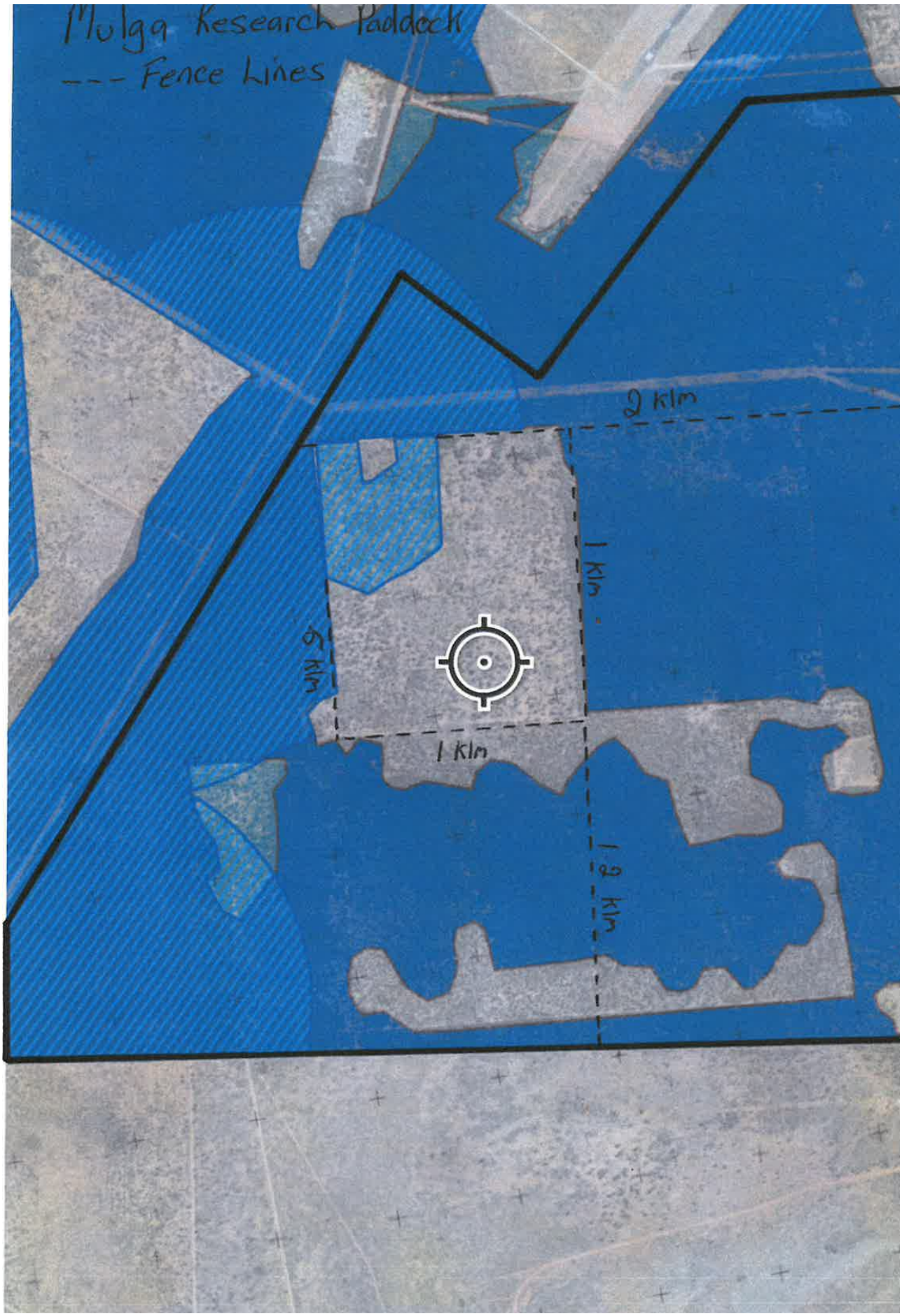
Mulga Research Paddock
--- Fence Lines
2 Klm
1 Klm
1 Klm
1 Klm
1.2 Klm

11.8 DEPASTURE OF STOCK ON RESERVES

Author: **Manager Regulatory Services**

Authoriser: **Chief Executive Officer**

RECOMMENDATION

That Council, receive the updated version of;

1. AN – 002 Depasture of Stock on Reserves and:
2. Adopt the application for Depasturing Stock form. And;

Adopt:

1. AN – 002 Depasture of Stock on Reserves and:
2. Adopt the application for Depasturing Stock form

BACKGROUND

Purpose

Council has historically allowed depasturing of stock (mainly horses and cattle) on Reserves in close proximity to Augathella and Morven.

Applicants that have stock on these lands are not abiding with the current application requirements of Council, example

1. Notifying Council through application and waiting for approval prior to stock being placed on the reserve; and
2. All stock must be dehorned; and
3. All stock must have a Murweh Shire Council numbered (management tag) ear tag inserted in their ear, with the exception of horses.

Therefore, the number of cattle on the Reserves is extensive, and has the potential to cause damage and environmental harm to the land.

Discussion

In July/August of 2025, information was provided to elected members for feedback and update for the use of stock grazing on the reserves. The outcome was that the draft Depasture of Stock on Reserves and Application for Depasturing Stock to be presented for resolution at the September 2025 meeting, however this did not occur. As such, the matter is being placed before Council for this purpose.

Consultation

Stock Route Supervisor

Stock Route Officer

Elected members

Executive members

Financial Risks

Low at this time – stock numbers need to be managed so as land impact/damage is not incurred, which has the potential to become a financial risk.

Administration – invoicing stock owners on a monthly basis

Environmental Risks

Land degradation if not managed appropriately

Social Risk

Residents may discuss with Council the reduction in stocking numbers, reducing income potential

Not all current approvals will meet the new requirements of having stock on reserve land – example persons that 5 hectares or more of land.

Legal Risk

Nil – implementing new requirements meets the current National Livestock Identification System, allows Council to have improved control of stock being placed onto the Reserve.

LINK TO CORPORATE PLAN

2.2.2 Town reserves and public lands are well maintained for community access and recreational use.

ATTACHMENTS

1. **Application Depasture Stock on Town Reserve** ⇩
2. **Depasture Stock on Town Reserve** ⇩

SHIRE OF MURWEH
MORVEN - CHARLEVILLE - AUGATHELLA

PO Box 63 Charleville Q 4470
mail@murweh.qld.gov.au
P. (07) 4656 8355
F. (07) 4656 8399
murweh.qld.gov.au
ABN. 98 117 909 303

Address all communications
to the Chief Executive Officer

APPLICATION DEPASTURE ANIMALS ON TOWN RESERVE

Murweh Shire Council subordinate Local Law 1.18 (Depasturage of Animals on a Town Reserve) 2012
Murweh Shire Council Local Law No. 1 (Administration) 2012

This application must be completed in full
Application fee of $250.00 (non refundable)

Applicant Details All of this information must be completed	Full name:	
	Residential address:	
	Postal address:	☐ As above
	Email:	
	Telephone:	
Reason for depasture stock on Reserve		
Number of Animals	Adult: Age:	Progeny: Age:
Period of request and date of removal from Town Reserve	Period:	Date of Removal:
Responsible person on a day to day basis for the animal/s	Name: Telehone Number: Email:	
When will the animals be sold and where	Date of Sale:	Where will the animal/s be sold:

Have you resided at the above address for three months or more	Yes No **Proof of residential status** – Licence/MediCare Card/Ergon Account [copy to be kept with application]
Does anyone else at the nominated residential address have depasture approval	Yes No Name of Person whom has depasture approval
Materials Equipment Vehicles to be used with depasture of stock	
Common/ Reserve	I hereby make application to Murweh Shire Council to depasture the animals on: ☐ Augathella Reserve ☐ Charleville Reserve – Four Mile Reserve or Rodeo Paddock ☐ Morven Reserve ☐ Other Reserve (Please specify which reserve _____
Further Information to support this application (attach)	…… …… …… …… …… …… …… …… ……
Declaration	Prior to signing this declaration, please ensure that **all** of the above questions have been completed for ease of Council assessment. Ensure all documentary **evidence** is provided with the application, or it will be viewed as a non-conforming application and will not be assessed. By signing this application, I declare that I do not have any cattle or horses depastured elsewhere. I declare the information provided in this application is true and correct in every detail and that I have read Council's terms and conditions and agree to adhere to the requirement for depasturing of animals. Applicant's signature ……. ……. Date / /

REGULATIONS TO DEPASTURE ANIMALS ON TOWN RESERVE

1. Applicants must read the assessment criteria prior to submitting an application to Council. In submitting an application to Council the applicant agrees to conform to the requirements of keeping a horse and or cattle on a Town Reserve.

2. A person may be allowed to depasture stock in accordance with these permit conditions only while his/her domicile at law shall be within the town closest to the requested Town Reserve.

3. An approval to depasture an animal on a town reserve must not be granted to a person, inside or outside the Murweh Shire, who has a legal or equitable interest in land greater than 5ha or if the safe carrying capacity of the land is six (6) or more livestock units.

4. The applicant declares they **do not** have cattle and or horses depastured elsewhere.

5. All stock, where depasture is sought, **must** be the bona fide property of the applicant. [This is to be clarified through brand or cross branding of cattle, or a sale invoice for horses if brand is registered to another person]

6. Stock **must not** be placed on the abovementioned land without the permission from Council or before any permit in the prescribed format has been issued.

7. All animals approved to be depastured, **must** be clearly branded with the applicants registered brand with the exception of a horse. (Proof of horse ownership is required)

8. All cattle **must**
    - Be branded with a brand and have an ear mark; (proof of registered brand and ear mark is required); and
    - Have an NLIS device in the off ear of each animal prior to depasturing, with the identification number being registered with Council prior to placing the animal on the Town Reserve; and
    - Have a Murweh Shire Council numbered ear tag inserted into the near ear of each animal, with all information being registered with Council and kept with the application; and
    - All of the aboe costs to be covered by the applicant prior to any animal depastured onto the Reserve.
    - Council Stock Route Supervisor **must** be in attendance at the time of Council's ear tag being inserted into the ear of a beast, for the purpose of registering the tag number with the NLIS number that will be kept on the applicants approval for depasturing of stock.

9. Any cattle (calves under 1 month of age exempt) on a Town Reserve that do not have a Council ear tag and an NLIS tag, will be impounded and the applicant **must** pay all associated fees for the impoundment of the animal/s. Should the owner of the cattle not pay the applicable fee within seven days of impoundment, Council has the right to sell the stock and recover all associated impoundment fees, with the residual funds being paid to the bona fide stock owner.

10. Each applicant **must** provide in writing to Council, any change in approved stock numbers, and the reason for the change.

11. Each applicant **must** give Council five days notice prior to **any** muster on a Town Reserve. Council may/may not approve mustering, and other agistees **must** be notified formally of this intended muster. Council's Stock Route Supervisor **must** be in attendance for any sorting of animals once yarded.

12. Any approval holder by making application, consents to the mustering of 1 or more or all of the animals of the approval holder on the town reserve-
    - In a specified manner; and or
    - Periodically; and or
    - By reference to specified periods; and or
    - Without notice; and or
    - When considered necessary by an authorised person having regard to prevailing weather and stock conditions

13. It is **probhibited** to keep an entire horse, rig, stag, or bull or any male cattle over the age of two (2) years on a town reserve.

14. All stock depasturing on the Reserve must be dehorned or tipped.

15. Weaners 6 months or older will be included in the applicants total permitted approved number, therefore permit approval numbers and fees must be adjusted accordingly. Excess numbers will be impounded if not removed. Council's authorised person will be the sole judge in this instance and their determination of the stock age will be final.

16. Any applicant reporting lost stock from the total permitted approved number, must wait a period of three (3) months before seeking approval from Council to place more stock on the Reserve.

17. When and if the above mentioned land suffers from overgrazing, drought or any condition prejudicial to the continued well-being of the animals depastured thereon, the Council acting on its own appraisal or on reports from its Stock Route or Rural Land Officer, shall issue destocking notices to relevant permit holders to reduce and or remove stock to a level determined by Council.

18. Welfare of depastured animals is the responsibility of the applicant who must ensure provisions of adequate feed and water at all times while the animal/s is/are being depastured on a Town Reserve.

19. A maximum of six (6) head of cattle per applicant may be approved, however the number of stock approved will be dependent on the total number approved for the applicable Reserve, prior to an application being submitted to Council and the status of grass or the condition of the Reserve.

20. Each approval issued by Council is non-transferable

21. Payment of all fees
    - All depasture fees must be paid one month in advance, from the date of application approval – Council will issue an invoice to each approved applicant
    - All application fees are non-refundable

22. Term of approval - All approvals will have twelve months of approval, or an approval that alines with the financial year
    Example: make application in November – ends the following 30 June;
    Make application in February – ends in June

23. A person must not undertake the prescribed activity (depasture of animals on a Town Reserve) without a current approval granted by the local government. Maximum penalty for category 1 activity – **50 penalty units** ($8635.00 – 1 July 2026)

HORSES

Bred By: _____

Brand: _____

Distinguishing marks: To be marked below

Name of Animal: _____



CATTLE

Brand: _____ Brand Registered to: _____

Original brand/cross brand – must be identified. If the Brand is not registered to the applicant, this application will become void.

_____

Ear Mark: **Ear Mark registered to: _____**

Stock Details To be completed for each head of cattle placed on a Town Reserve	**Tag Number**	**Description of stock**	**Sex**	**Brand**	**Brands and Ear Marks/Tags**
			M/F Age		
					NLIS Number above beast
			M/F Age		
					NLIS Number above beast
			M/F Age		
					NLIS Number above beast
			M/F Age		
					NLIS Number above beast
			M/F Age		
					NLIS Number above beast
			M/F Age		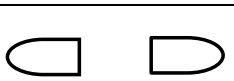
					NLIS Number above beast
			M/F Age		
					NLIS Number above beast
			M/F Age		
					NLIS Number above beast
			M/F Age		
					NLIS Number above beast

Depasture of Stock on Reserves

Policy No:	
Council Resolution Ref:	
Date Adopted:	
Review Date:	
Version No:	
Responsible Officer:	

Purpose

The purpose of this policy is to provide consistent and comprehensive processes in assessing applications for the depasture of horses and cattle only on a Town Reserve – identified as a Category 1 Prescribed Activity [*Subordinate Local Law No. 1.18 (Depasturage of Animals on a Town Reserve) 2012, Part 2, Section 5(3)]*.

Example

Approval to graze horses and or cattle on a Town Reserve – example Cooladdi, Augathella, Langlo Crossing and Morven.

Commencement of Policy

This Policy will commence on adoption by Council. It replaces all other policies (whether written or not). Council may amend this policy by resolution.

Application

This policy applies to all residents within the confines of Murweh Shire Council region that live within the designated Town Areas of Augathella, Charleville, Cooladdi and Morven.

This policy is to be read in conjunction with the following *Murweh Shire Council Local Laws:*

1. *Local Government Act 2008*
2. *Murweh Shire Council Local Law No. 1 (Administration) 2012*
3. *Murweh Shire Council Subordinate Local Law No 1.18 (Depasturage of Animals on Town Reserve) 2012*
4. *Murweh Shire Council Local Law No. 2 (Keeping Animals) 2012*
5. *Murweh Shire Council subordinate Local Law No. 4 (Local Government Controlled Areas, Facilities and Roads) 2012*

Policy

This policy applies to any person that makes application to keep a horse or cow on any of the Town Reserves under Council's jurisdiction. Council must receive an application for Depasturing Stock, on the approved form with all sections of the application completed.

Requirement for the Depasturing of Animals

1. Applicants must read the assessment criteria prior to submitting an application to Council. By submitting an application to Council the applicant agrees to conform to the requirements of keeping a horse and or a cow/cattle on a Town Reserve.

2. A person may be allowed to depasture stock in accordance with these conditions only while his/her domicile at law shall be within the town closest to the requested Town Reserve or within the Shire.

Depasture of Stock on Reserves

3. An approval to depasture an animal on a town reserve must not be granted to a person, inside or outside the Murweh Shire; or who has a legal or equitable interest in land greater than 5ha; or if the safe carrying capacity of the land is 6 or more livestock units.
4. In making an application to Council, the applicant declares they do not have cattle or horses depastured elsewhere.
5. All stock, where depasture is sought, **must** be the bona fide property of the applicant. [clarify through brand or cross branding of cattle].
6. Stock **must not** be placed on the abovementioned land without the permission from Council or before any permit in the prescribed form has been issued.
7. All animals approved to be depastured, **must** be clearly branded with a registered brand – in the case of a horse the applicant is to provide Council with the owners name of the registered brand;
8. All cattle **must**
    - Be branded with a brand and ear mark registered to the applicant; (proof of registered brand and ear mark is required); and
    - Have an NLIS device in the off ear of each animal prior to depasturing of the animal, with the identification number being registered with Council prior to placing the animal on the Town Reserve; and
    - Have a Murweh Shire Council numbered ear tag inserted into the near ear of each animal, with all information being registered with Council; and
    - All of the above costs to be covered by the applicant prior to any animal being depastured onto the Reserve.
9. Any cattle (calves under 1 month of age exempt) on a Town Reserve that do not have a Council ear tag and an NLIS tag will be impounded and the applicant **must** pay all associated fees for the impoundment of the animal/s. Should the owner of the cattle not pay the applicable fee within seven days of impoundment, Council has the right to sell the stock and recover all associated impoundment fees, with residual proceeds being paid to the bona fide stock owner.
10. Each applicant **must** provide in writing to Council, any change in approved stock numbers, and the reason for the change.
11. Each applicant **must** give Council five days notice prior to **any** muster on the Town Reserve. Council may/may not approve mustering, and other agistees **must** be notified formally of any intended applicant muster. Council's Stock Route Supervisor **must** be in attendance for any sorting of animals once yarded.
12. Any approval holder by making application, consents to the mustering of 1 or more or all of the animals of the approval holder on the town reserve-

    - In a specified manner; and or
    - Periodically; and or
    - By reference to specified periods; and or
    - Without notice; and or
    - When considered necessary by an authorised person having regard to prevailing weather and stock conditions

Depasture of Stock on Reserves

13. It is **prohibited** to keep an entire horse, rig, stag, or bull or any male cattle over the age of two (2) years on a Town Reserve.

14. All stock depasturing on the Reserve must be dehorned or tipped.

15. Weaners 6 months or older will be included in the applicants total permitted approved number, therefore permit approval numbers and fees must be adjusted accordingly. Excess numbers will be impounded if not removed. Council's authorised person will be the sole judge in this instance, and their determination of the stock age will be final.

16. Any applicant reporting lost stock from the total permitted approved number, must wait a period of three (3) months before seeking approval from Council to replace the number lost.

17. When and if the above mentioned land suffers from overgrazing, drought or any condition prejudicial to the continued well-being of the animals depastured thereon, the Council acting on its own appraisal or on reports from its Rural Land Officer, shall issue destocking notices to relevant permit holders to reduce numbers to a level determined acceptable by the Council.

18. Welfare of depastured animals is the responsibility of the applicant who must ensure provisions of adequate feed and water at all times while the animal/s is/are being depastured.

19. A maximum of six (6) head of cattle per applicant may be approved, however the number of stock approved will be dependent on the total number approved prior to an application being submitted to Council and the status on the amount of grass available or the condition of the applicable reserve.

20. Each approval issued by Council is non-transferable.

21. Payment of all fees
    a. All depasture fees must be paid one month in advance, from the date of application approval – Council will invoice each applicant
    b. All application fees are non-refundable

22. A person must not undertake the prescribed activity (depasturage of animals on a Town Reserve) without a current approval granted by the local government. Maximum penalty for category 1 activity – 50 penalty units.

Possible Reasons for keeping animals on Town Common or Reserve

1. Own residential land in Augathella, Charleville, Cooladdi and or Morven and cannot keep horse or cattle on this land.
2. Moved from rural land into residential land and have hand-raised cattle and or horses to be kept.
3. Keeping cows for milking purposes.
4. Children participating in horse sports and are not a member of a horse organisation or Club that has access to land.
5. Retired horse, keeping and feeding until life end.
6. Emergency situation (short term – 7 days) – vehicle accident, personal accident at an event

Term of Permit Approval

23. The Term for approval to Depasture Stock on a Town Reserve is a maximum of one year, commencing on 1 July and finalising on the 30 June. (refer *Murweh Shire Council Local Law No. 1 (Administration) 2012, Section 13(b) if there is no term provided for under a subordinate local law – one year from the date the approval is granted.*

Depasture of Stock on Reserves

24. Applicants may reapply to depasture their stock on a Reserve for a further term equal to the current term of approval, (*Murweh Shire Council Local Law No. 1 (Administration) 2012 section 14(1)(b)* however Council do not guarantee renewal of approvals, as it will be dependent on requests and land condition or amount of grass on the reserve.

Cancellation of Permit

25. Should Council identify a non-conformance in keeping of stock on a Town Reserve, the depasture Permit may be cancelled by Council's Authorised Officer.

26. A person who is given an information notice for a decision under a local law (an **original decision**) may apply to the chief executive officer for a review of the decision – (Application fee for review of decision $300.00).

    (a) Council must review the original decision within 28 days after receiving a review application and make a decision; and
    (b) Within 5 business days of making the review decision, give the applicant notice of the decision.

National Livestock Accreditation

27. Approved applicants will be required to meet Department of Agricultural and Fishery requirements under the national livestock accreditation scheme, inclusive of the livestock production accreditation at their own cost, and may be audited by Departmental officers for these purposes.

Assessment Criteria

1. The applicant has not been in breach of any legislation regarding depasturing of animals on a Town Reserve; (refer to legislation identified under application in this policy); and
2. Only an applicant that has resided at the place of residence (applicant address) for a period of three (3) continuous months may be granted a depasture approval; (proof required – license/rate notice/ergon bill); and
3. Application fees ($250.00) must be paid at time of submitting the required application for Depasture of animals on a Town Reserve; and
4. All animals must be clearly branded; and
5. All cattle must have an NLIS tag in their ear prior to placing on the Reserve – identification numbers are to be provided to Council with the application; and
6. The reason for keeping the number of cattle or horse/s on the Reserve;
    - Own residential land in Augathella, Morven or Cooladdi, can-not keep horse or cattle on residential land.
    - Moved from rural land into residential land and have hand-raised cattle or horse to be kept.
    - Keeping cows for milking purposes.
    - Children participating in horse sports and are not a member of any horse Association or Pony Club within Murweh Shire.
    - Retired horse, keeping and feeding until life end.
    - Emergency situation – vehicle/personal accident
7. The period the applicant wants to depasture the animals on the Reserve;
8. When the animals depastured on the Town Reserve are to be removed; and

Depasture of Stock on Reserves

9. When the animals to be depastured on the town reserve are to be sold; and
10. Approval may be granted to applications for horses and cattle only, to depasture on a Town Reserve; and
11. A maximum of six (6) head of cattle per application. Consideration will be dependent on the number of stock that Council has approved for depasture on the applicable reserve.
12. Two or more people residing at the same residence can not hold two different approvals to have stock on the Town Reserve. One person only within a residence can make application for approval to depasture stock on a Town Reserve. (Refer to Item 2 Requirement for Depasturing Animals on a Town Reserve)
13. All of the relevant evidence must be provided to Council to support the depasturing of stock application; and
14. The submitted application **must** be completed in full. If the application is not completed in full, it will be deemed a non-conforming application and refused.

Property Identification Numbers

PIC Number	LGA	Site Address
QDMW0329	Murweh	Langlo Reserve - Charleville
QEMW0208	Murweh	Charleville Reserves - 95-101 Alfred Street Charleville
QGMW0586	Murweh	Morven Railway Hub - Warrego Highway Morven
QGMW8000	Murweh	Murweh Stock Route - Murweh
QHMW0422	Murweh	Charleville Show Grounds and Racecourse - Partridge Street Charleville
QHMW0422	Murweh	Polocrosse Grounds - Warrego Highway Charleville
QHMW0449	Murweh	Gowrie Oval - Old Cunnamulla Road Charleville
QHMW0609	Murweh	Morven Reserve - Killarney Rd Morven
QJMW0207	Murweh	Augathella Reserves - Augathella
QKMW0209	Murweh	Morven Reserves - Morven

Audit and Review

This policy shall be reviewed every ***three years*** or as required due to changes to legislation.

Definitions

(a) **Amend** for an approval, includes varying a condition, removing a condition or adding a conditions
(b) **Approval** includes a consent, permission, licence, permit or authorisation
(c) **Authorised person** see the Local Government Act, schedule 4
(d) **Depasture** of stock – prescribed activity in accordance with *Murweh Shire Council Local Law 1 (Administration) 2012*

Depasture of Stock on Reserves

(e) **Information notice**, for a decision, means a written notice stating the following-
   1. a decision; and
   2. the reasons for the decision; and
   3. that the person to whom the notice is given may apply for a review of the decision within 14 days after the notice is given

(f) **Livestock Production Assurance (LPA)** The Livestock Production Assurance program is a key component of Australia's red meat integrity system. Accreditation ensures Australian producers can maintain access to markets globally and locally and allows them to attract the best price possible for their quality red meat – application through Department of Agriculture and Fisheries

(g) **National Livestock Identification System -** The National Livestock Identification System (NLIS) is Australia's system for the identification and traceability of cattle, sheep and goats. NLIS reflects Australia's commitment to biosecurity and food safety and provides a competitive advantage in a global market – application through Integrity Systems Australia subsidiary of Meat and Livestock Australia

(h) ***Residence*** *means a building, or part of a building, that is*
   1. *Fixed to land; and*
   2. *A self-contained unit used by, or intended for the exclusive residential use of, one household.*

(i) **Town reserve** has the meaning given in *Murweh Shire Council subordinate Local Law No. 4 (Local Government Controlled Areas, Facilities and Roads) 2012*

References

- *Local Government Act 2009*
- *Murweh Shire Council Local Law No. 1 (Administration) 2012*
- *Murweh Shire Council subordinate Local Law No. 1.18 (Depasture of Animals on a Town Reserve) 2012*
- *Murweh Shire Council Local Law No. 2 (Animal Management) 2012*
- *Murweh Shire Council subordinate Local Law No. 2 (Animal Management) 2012*
- *Murweh Shire Council – Application for Depasturing Stock*

Version Control

Version No.	Date	Approved	Amendment
1.0	dd/mm/yyyy	[officer name]	[brief description]

Approval

Chief Executive Officer			
Date:	dd/mm/yyyy	Signature:	

11.9 FINANCIAL REPORT, MONTH ENDING 31 JULY 2026

Author: **Accountant**

Authoriser: **Chief Executive Officer**

RECOMMENDATION

That Council receives and notes the Finance Report for the period ending 31 July 2026, including;

1. Cash Position
2. Monthly Cash Flow Estimate
3. Comparative Data
4. Capital Funding – budget vs actual
5. Road Works – budget vs actual
6. Capital Funding Detail
7. Rates Summary
8. Income Statement July 2026
9. Balance Sheet July 2026
10. Financial Statement Actual July 2026

BACKGROUND

Highlights of this month's Financial Report, Period Ending 31 July 2026

Revenue

As of 31 July, total revenue is $1.78 M, or 2.88 % of the annual budget of $62 M.

These statements are for 1 month of the financial year and generally would represent 8 % of the overall budget.

July revenue is lower, reflecting the commencement of the new financial year. Actual revenue is 2.88% below the year-to-date budget of 8%, primarily because the 2026/27 Financial Assistance Grant was received and recognised in the prior financial year. The first levy will be issued in September, with expected revenue of $4.2 million.

Expenses

As of 31 July, total expenditure is $ 3.38 M, which represents 7.92 % of the budgeted $ 42.7 M.

Actual expenses of 7.92 % is slightly under the year-to-date budget of 8 %.

Outcome

There is currently a cash balance of $23.3 M, (last month $25.1 M).

Restricted cash – grant not yet spent: $11.06 M (last month $11.1 M).

Actual unrestricted/surplus cash: $12.2 M (last month $14 M).

The net cost to operate the Council's tourism facilities at the end of July were $23,196 profit compared with the YTD budget of $92,097 loss. A favourable variance of $115,214.

Capital Works

See the Capital Funding Report 2026 – 27 for details of all projects.

1. Cash Position
2. Monthly Cash Flow Estimate
3. Comparative Data
4. Capital Funding – budget V's actual
5. Road Works – budget V's actual
6. Unrestricted Cash Balance

1. Cash Position as at 31 July 2026

CASH AT BANK						
	Operating Account					$244,522
SHORT TERM INVESTMENTS						
	National Bank of Australia					$ -
	QTC Cash Fund					$23,013,554
				Total		**$ 23,258,076**
The following items should be backed by cash and investments, plus any increases in the surplus of Debtors over Creditors.						
	Cash backed **Current Liabilities** (AL,LSL,SL,RDO)					$2,175,246
	Restricted cash - grants/loan received not yet spent					$11,065,012
						$ 13,240,258
Balance of estimated rates/other **debtors** - estimated **creditors:**						
	(	$5,885,700	-	$402,990	)	$ 5,482,710
Plus cash surplus/(deficit)		$ 23,258,076	-	$ 13,240,258		$ 10,017,818
Working Capital				**Total**		**$ 15,500,528**

2. Monthly Cash flow Estimate: - Aug 2026

Cash Flow Estimate				
Receipts			**Expenditure**	
Rates	$150,000		Payroll	$880,000
Fees & Charges	$25,000		Creditor Payments	$1,500,000
Debtors	$250,000		Loan Payments	$0
Grants/Claims/Loan QTC	$500,000		Lease Payments	$0
Total	**$925,000**		**Total**	**$2,380,000**
Therefore, cash is expected to decrease by			**$1,455,000**	**in the period.**

3. Comparative Data for the month of 31 July 2026

Comparative Year	2026	2025	2024
	$000	**$000**	**$000**
Cash position	$ 23,258	$ 20,134	$ 10,659
Working capital	$ 15,501	$ 6,471	$ 8,190
Rate arrears	$ 925*	$ 866*	$ 713*
Outstanding debtors	$ 2,626	$ 46	$ 407
Current creditors	$ 5	$ 1,450	$ 306
Total loans	$ 3,007	$ 3,219	$ 3,423

**Net of rates paid in advance of $ 420,979 and due to timing issues.*

4. Capital Funding: Year to 31 July 2026

		Budget $(000)	Expended YTD Actual $(000)	% of Budget Expended
	Total Capital Funding	**$26,640**	**$822**	**3.08%**
1	**Buildings / Other Structures**	$13,188	$43	0.33%
2	**Plant & Equipment / Furniture & Fittings**	$2,550	$0	0.00%
3	**Airport Upgrade**	$617	$0	0.00%
4	**Roads & Drainage Infrastructure**	$3,856	$0	0.00%
5	**Water & Sewerage Infrastructure**	$5,910	$778	13.17%
6	**Office/Other Equip**	$300	$0	0.00%
7	**QTC - Loan Redemption**	$219	$0	0.00%

5. Road Works Expenditure: Year to 31 July 2026

		Budget $(000)	Expended YTD Actual $(000)	% of Budget Expended
	Total Road Expenditure	**$17,424**	**$777**	**4%**
1	**Rural Roads**	$2,395	$163	**7%**
2	**Town Streets**	$1,983	$151	**8%**
3	**Private Works**	$160	$8	**5%**
4	**RMPC Works**	$2,886	$185	**6%**
5	**Flood Damage**	$10,000	$270	**3%**

6. Unrestricted Cash Expense Cover Ratio: 31 July 2026

	Cash Expense Cover			
1	July	2.7 months	4.82 months	> 4 months
2	August	2.1 months		> 4 months
3	September	0.4 months		> 4 months
4	October	1.9 months		> 4 months
5	November	2.2 months		> 4 months
6	December	2.4 months		> 4 months
7	January	2.0 months		> 4 months
8	February	1.8 months		> 4 months
9	March	2.0 months		> 4 months
10	April	1.8 months		> 4 months
11	May	2.3 months		> 4 months
12	June	2.0 months		> 4 months

LINK TO CORPORATE PLAN

1.1.1 Council has in place strategic decision-making frameworks to identify, prioritise, and meet current and future needs .

1.3.1 Council has in place operational systems and capacity to deliver strategic priorities and core operations.

ATTACHMENTS

1. **Rates Summary** ⇩
2. **Income Statement** ⇩
3. **Balance Sheet July 2026** ⇩
4. **Financial Statements Actual July 2026** ⇩

STATEMENT OF RATES AND CHARGES

31 JULY 2026

	ARREARS 30 JUNE 2026	LEVIES	INTEREST	RECEIPTS	DISCOUNT	WRITE OFFS	PENSIONER STATE	PENSIONER COUNCIL	BALANCE
Charleville	$332,098.67	$0.00	$2,623.27	$30,460.47	$0.00	$0.00	$0.00	$0.00	$304,261.47
Augathella	$31,136.11	$0.00	$185.99	$2,836.63	$0.00	$0.00	$0.00	$0.00	$28,485.47
Morven	$22,060.76	$0.00	$152.63	$539.67	$0.00	$0.00	$0.00	$0.00	$21,673.72
Total Urban	$385,295.54	$0.00	$2,961.89	$33,836.77	$0.00	$0.00	$0.00	$0.00	$354,420.66
Rural	$249,466.18	$0.00	$2,351.45	$16,653.93	$0.00	$0.00	$0.00	$0.00	$235,163.70
TOTAL GENERAL	$634,761.72	$0.00	$5,313.34	$50,490.70	$0.00	$0.00	$0.00	$0.00	$589,584.36
CLEANSING	$171,441.64	$0.00	$1,288.01	$16,015.01	$0.00	$0.00	$0.00	$0.00	$156,714.64
SEWERAGE	$191,899.08	$0.00	$1,511.30	$16,964.43	$0.00	$0.00	$0.00	$0.00	$176,445.95
WATER	$303,878.43	$0.00	$2,335.30	$28,007.88	$0.00	$0.00	$0.00	$0.00	$278,205.85
WATER CONSUMPTION	$45,581.76	$0.00	$0.00	$3,705.29	$0.00	$0.00	$0.00	$0.00	$41,876.47
C.E.D.	$30,498.64	$0.00	$142.04	$2,007.46	$0.00	$0.00	$0.00	$0.00	$28,633.22
LEGAL FEES	$5,755.81	$0.00	$0.00	$0.00	$0.00	$0.00	$0.00	$0.00	$5,755.81
LAND CHARGES	$2,037.33	$0.00	$0.00	$0.00	$0.00	$0.00	$0.00	$0.00	$2,037.33
TOTALS	$1,385,854.41	$0.00	$10,589.99	$117,190.77	$0.00	$0.00	$0.00	$0.00	$1,279,253.63
								STATE EMERGENCY LEVY	$67,132.82
								TOTAL CURRENT & ARREARS	**$1,346,386.45**

Current Year	1 Year	2 Years	3 Years	4 Years	5 Years +	Interest	
$0.00	$650,048.29	$244,752.96	$135,597.16	$60,966.49	$71,167.67	$183,853.88	$1,346,386.45
						RATES PAID IN ADVANCE	$420,977.58
						NET OUTSTANDING AS PER RATES GL	$925,408.87

General Ledger2023.6.13.1 Revenue and Expenditure Summary Page - 1
(Accounts: 0100-0001-0000 to 5490-2000-0000. All report groups. 11% of year elapsed. To Level 4. Excludes committed costs)
MURWEH SHIRE COUNCIL (Budget for full year) Financial Year Ending 2027 Printed(TOMASO): 10-08-2026 11:52:52 AM

		REVENUE			EXPENDITURE			SURPLUS/(DEFICIENCY)		
		31 Jul 2026		Budget	31 Jul 2026		Budget	31 Jul 2026		Budget
1000-0001	EXECUTIVE MANAGEMENT									
1100-0002	CORP GOVERNANCE SUB PROGRAM	0.00	0%	0	45,483.89	7%	651,568	(45,483.89)	7%	(651,568)
1300-0002	DISASTER MANAGEMENT SUB PROGRAM	0.00	0%	17,685	18,270.02	9%	196,109	(18,270.02)	10%	(178,424)
1500-0002	HUMAN RESOURCES SUB PROGRAM	545.45	10%	5,500	15,303.28	7%	217,885	(14,757.83)	7%	(212,385)
1000-0001	EXECUTIVE MANAGEMENT	545.45	2%	23,185	79,057.19	7%	1,065,562	(78,511.74)	8%	(1,042,377)
2000-0001	CORPORATE SERVICES									
2100-0002	REVENUE SUB PROGRAM	14,150.47	0%	13,408,487	0.00	0%	0	14,150.47	0%	13,408,487
2200-0002	STORES OPERATION SUB PROGRAM	0.00	0%	0	14,031.49	30%	46,048	(14,031.49)	30%	(46,048)
2300-0002	ADMINISTRATION SUB PROGRAM	9,064.90	6%	150,000	287,183.67	7%	3,920,689	(278,118.77)	7%	(3,770,689)
2400-0002	FINANCE SUB PROGRAM	108,664.00	20%	536,641	7,345.31	7%	107,462	101,318.69	24%	429,179
2500-0002	ONCOSTS SUB PROGRAM	0.00	0%	0	217,598.23	544%	40,001	(217,598.23)	544%	(40,001)
2600-0002	LIBRARY SUB PROGRAM	479.50	1%	63,236	31,598.06	9%	346,694	(31,118.56)	11%	(283,458)
2700-0002	AERODROMES SUB PROGRAM	34,733.67	6%	570,889	64,613.40	5%	1,289,114	(29,879.73)	4%	(718,225)
2800-0002	AREA PROMOTION/DEVT SUB PRO									
2800-0003	ECONOMIC DEVELOPMENT	622,816.75	127%	490,236	71,790.43	16%	447,240	551,026.32	>999%	42,996
2805-0003	COUNCIL HOUSING	2,625.00	7%	35,951	5,893.95	4%	134,795	(3,268.95)	3%	(98,844)
2810-0003	COMMERCIAL PROPERTIES	530.91	1%	87,775	1,797.14	---%	0	(1,266.23)	-1%	87,775
2815-0003	CULTURAL DEVELOPMENT	30,000.00	100%	30,000	11,808.89	5%	221,330	18,191.11	-10%	(191,330)
2820-0003	COMMUNITY SERVICES & SUPPORT									
2820-0004	COMMUNITY SERVICES & SUPPORT	0.00	0%	70,000	0.00	0%	300,000	0.00	0%	(230,000)
2820-0003	COMMUNITY SERVICES & SUPPORT	0.00	0%	70,000	0.00	0%	300,000	0.00	0%	(230,000)
2855-0003	TOURISM AND PROMOTION									
2855-0004	TOURISM AND PROMOTION	291,095.14	14%	2,093,022	267,491.15	8%	3,197,231	23,603.99	-2%	(1,104,209)
2855-0003	TOURISM AND PROMOTION	291,095.14	14%	2,093,022	267,491.15	8%	3,197,231	23,603.99	-2%	(1,104,209)
2800-0002	AREA PROMOTION/DEVT SUB PRO	947,067.80	34%	2,806,984	358,781.56	8%	4,300,596	588,286.24	-39%	(1,493,612)
2000-0001	CORPORATE SERVICES	1,114,160.34	6%	17,536,237	981,151.72	10%	10,050,604	133,008.62	2%	7,485,633
3200-0001	HEALTH/ENVIRONMENTAL SERVICES									
3200-0002	SPORT, REC & COMMUNITY FACILITIES									
3200-0003	SPORTS & RECREATION FACILITIES									
3200-0004	PARKS GARDENS & RESERVES	0.00	0%	0	104,304.19	5%	2,289,211	(104,304.19)	5%	(2,289,211)

General Ledger2023.6.13.1 Revenue and Expenditure Summary Page - 2
(Accounts: 0100-0001-0000 to 5490-2000-0000. All report groups. 11% of year elapsed. To Level 4. Excludes committed costs)
MURWEH SHIRE COUNCIL (Budget for full year) Financial Year Ending 2027 Printed(TOMASO): 10-08-2026 11:52:52 AM

		REVENUE			EXPENDITURE			SURPLUS/(DEFICIENCY)		
		31 Jul 2026		Budget	31 Jul 2026		Budget	31 Jul 2026		Budget
3220-0004	RACECOURSE	0.00	0%	88,383	12,323.91	5%	244,017	(12,323.91)	8%	(155,634)
3240-0004	SWIMMING POOLS	0.00	0%	0	32,498.28	8%	410,294	(32,498.28)	8%	(410,294)
3200-0003	SPORTS & RECREATION FACILITIES	0.00	0%	88,383	149,126.38	5%	2,943,522	(149,126.38)	5%	(2,855,139)
3260-0003	COMMUNITY FACILITIES									
3260-0004	TELEVISION, CCTV and WIFI	0.00	0%	0	6,367.70	4%	150,666	(6,367.70)	4%	(150,666)
3270-0004	HALLS & CENTRES	1,864.24	10%	18,003	9,303.31	2%	506,244	(7,439.07)	2%	(488,241)
3280-0004	SHOWGROUNDS	714.55	2%	32,168	20,658.49	9%	233,329	(19,943.94)	10%	(201,161)
3290-0004	CEMETERIES & MEMORIALS	2,258.45	3%	80,180	16,626.36	7%	248,664	(14,367.91)	9%	(168,484)
3320-0004	PUBLIC CONVENIENCES	0.00	0%	0	23,600.67	6%	399,664	(23,600.67)	6%	(399,664)
3330-0004	AGED CARE	6,942.40	7%	101,157	1,705.53	1%	251,394	5,236.87	-3%	(150,237)
3260-0003	COMMUNITY FACILITIES	11,779.64	5%	231,508	78,262.06	4%	1,789,961	(66,482.42)	4%	(1,558,453)
3200-0002	SPORT, REC & COMMUNITY FACILITIES	11,779.64	4%	319,891	227,388.44	5%	4,733,483	(215,608.80)	5%	(4,413,592)
3400-0002	ENVIRONMENTAL SUB PROGRAM									
3410-0003	COMMUNITY HEALTH	264.73	1%	18,900	5,241.28	36%	14,638	(4,976.55)	-117%	4,262
3435-0003	ANIMAL CONTROL	4,817.55	7%	68,877	15,227.04	4%	395,642	(10,409.49)	3%	(326,765)
3460-0003	RESERVES	0.00	0%	0	8,655.04	3%	326,702	(8,655.04)	3%	(326,702)
3475-0003	STOCK ROUTES	170.00	0%	50,000	30,973.38	6%	549,078	(30,803.38)	6%	(499,078)
3400-0002	ENVIRONMENTAL SUB PROGRAM	5,252.28	4%	137,777	60,096.74	5%	1,286,060	(54,844.46)	5%	(1,148,283)
3500-0002	REFUSE MANAGEMENT SUB PROGRAM									
3500-0004	CHARLEVILLE REFUSE MANAGEMENT	1,777.69	0%	770,725	85,552.19	8%	1,025,995	(83,774.50)	33%	(255,270)
3540-0004	MORVEN REFUSE MANAGEMENT	34.00	0%	28,579	2,132.56	5%	41,670	(2,098.56)	16%	(13,091)
3570-0004	AUGATHELLA REFUSE MANAGEMENT	76.32	0%	66,810	1,286.17	3%	42,124	(1,209.85)	-5%	24,686
3500-0002	REFUSE MANAGEMENT SUB PROGRAM	1,888.01	0%	866,114	88,970.92	8%	1,109,789	(87,082.91)	36%	(243,675)
3200-0001	HEALTH/ENVIRONMENTAL SERVICES	18,919.93	1%	1,323,782	376,456.10	5%	7,129,332	(357,536.17)	6%	(5,805,550)
4000-0001	ENGINEERING SERVICES									
4100-0002	ENGINEERING OFFICE SUB PROGRAM	0.00	0%	0	58,048.78	1%	4,577,963	(58,048.78)	1%	(4,577,963)
4200-0002	BUILDING & PLANNING SUB PROGRAM	10,878.91	6%	179,169	7,229.79	3%	246,929	3,649.12	-5%	(67,760)
4300-0002	PLANT OPERATIONS SUB PROGRAM	19,489.01	6%	304,390	(340,978.75)	47%	(726,501)	360,467.76	35%	1,030,891
4400-0002	PRIVATE WORKS ACTIVITIES	40,296.89	1%	6,715,541	321,495.99	7%	4,538,118	(281,199.10)	-13%	2,177,423
4500-0002	OTHER ROAD ACTIVITIES SUB PROGRAM	576,132.48	4%	13,206,134	1,003,363.72	8%	12,885,521	(427,231.24)	-133%	320,613
4000-0001	ENGINEERING SERVICES	646,797.29	3%	20,405,234	1,049,159.53	5%	21,522,030	(402,362.24)	36%	(1,116,796)
5100-0001	WATER & SEWERAGE SERVICES									
5100-0002	WATER SUPPLY ACTIVITIES SUB PROGRAM									
5100-0003	CHARLEVILLE WATER	2,083.84	0%	1,365,440	46,793.46	5%	905,635	(44,709.62)	-10%	459,805

General Ledger2023.6.13.1 Revenue and Expenditure Summary Page - 3
(Accounts: 0100-0001-0000 to 5490-2000-0000. All report groups. 11% of year elapsed. To Level 4. Excludes committed costs)
MURWEH SHIRE COUNCIL (Budget for full year) Financial Year Ending 2027 Printed(TOMASO): 10-08-2026 11:52:52 AM

		REVENUE			EXPENDITURE			SURPLUS/(DEFICIENCY)		
		31 Jul 2026		Budget	31 Jul 2026		Budget	31 Jul 2026		Budget
5200-0003	MORVEN WATER	77.18	0%	81,811	16,739.46	8%	218,338	(16,662.28)	12%	(136,527)
5300-0003	AUGATHELLA WATER	174.28	0%	165,748	17,416.80	8%	205,715	(17,242.52)	43%	(39,967)
5390-0003	WATER DEPRECIATION	0.00	0%	0	791,267.00	121%	652,588	(791,267.00)	121%	(652,588)
5100-0002	WATER SUPPLY ACTIVITIES SUB PROGRAM	2,335.30	0%	1,612,999	872,216.72	44%	1,982,276	(869,881.42)	236%	(369,277)
5400-0002	SEWERAGE ACTIVITIES SUB PROGRAM									
5400-0003	CHARLEVILLE SEWERAGE	1,511.30	0%	993,589	20,757.22	4%	462,814	(19,245.92)	-4%	530,775
5450-0003	AUGATHELLA SEWERAGE	142.04	0%	104,254	2,563.78	6%	45,454	(2,421.74)	-4%	58,800
5490-0003	SEWERAGE DEPRECIATION	0.00	0%	0	0.00	0%	499,404	0.00	0%	(499,404)
5400-0002	SEWERAGE ACTIVITIES SUB PROGRAM	1,653.34	0%	1,097,843	23,321.00	2%	1,007,672	(21,667.66)	-24%	90,171
5100-0001	WATER & SEWERAGE SERVICES	3,988.64	0%	2,710,842	895,537.72	30%	2,989,948	(891,549.08)	319%	(279,106)
	TOTAL REVENUE AND EXPENDITURE	1,784,411.65	4%	41,999,280	3,381,362.26	8%	42,757,476	(1,596,950.61)	211%	(758,196)

General Ledger2023.6.13.1 Balance Sheet Page - 1
(Accounts: 0100-0001-0000 to 5490-2000-0000. All report groups. 11% of year elapsed. To Details. Excludes committed costs)
MURWEH SHIRE COUNCIL (Budget for full year) Financial Year Ending 2027 Printed(TOMASO): 10-08-2026 11:51:54 AM

		OPENING BALANCE	YEAR TO DATE 31 Jul 2026		YEAR TO DATE BUDGET	CURRENT BALANCE 31 Jul 2026		CURRENT BALANCE BUDGET
	CURRENT ASSETS							
0100-0001	CURRENT ASSETS							
0105-3000	Cash at Bank - General Account	189,479.61	52,672.67	---%	0	242,152.28	-234%	(103,638)
0110-3000	Cash on Hand	1,570.00	0.00	0%	0	1,570.00	100%	1,570
0115-3000	QTC - Cash Investments	24,898,923.40	(1,885,369.80)	11%	(17,862,827)	23,013,553.60	321%	7,178,019
0116-3000	NAB - Term Deposits	0.00	0.00	0%	0	0.00	0%	0
0117-3000	Cash: Cosmos Centre Float	500.00	0.00	0%	0	500.00	100%	500
0118-3000	Cash: Visitor Info Centre	300.00	0.00	0%	0	300.00	100%	300
0120-3000	Accounts Receivable - Rates	1,110,295.45	(185,736.58)	---%	0	924,558.87	83%	1,110,295
0121-3000	Acct Rec - Rates EOY Receipts	0.00	0.00	0%	0	0.00	0%	0
0127-3000	Provision for Doubtful Rates	(194,186.04)	0.00	0%	0	(194,186.04)	100%	(194,186)
0130-3000	Stores and Materials	469,552.73	(33,999.98)	---%	0	435,552.75	93%	469,553
0132-3000	Inventory - Cosmos Centre	64,973.26	0.00	0%	0	64,973.26	100%	64,973
0140-3000	Prepaid Expenses	300,410.76	0.00	0%	0	300,410.76	261%	115,026
0147-3000	Accrued Revenue - General	0.00	0.00	0%	0	0.00	0%	0
0148-3000	Contract Assets	4,008,768.81	270,312.00	---%	0	4,279,080.81	116%	3,676,345
0150-3000	Workers Compensation Receivable	44,496.95	182.82	---%	0	44,679.77	100%	44,497
0155-3000	Accounts Receivable - Debtors	2,626,254.82	(2,371,490.37)	---%	0	254,764.45	10%	2,626,255
0156-3000	Accts Rec - Debtors EOY Receipts	0.00	0.00	0%	0	0.00	0%	0
0160-3000	Provision for Doubtful Debts	(2,089.80)	0.00	0%	0	(2,089.80)	100%	(2,090)
0165-3000	GST Receivable/Suspense	58,682.16	323,891.73	---%	0	382,573.89	626%	61,074
0170-3000	Industrial Land for Resale	1,156,028.41	0.00	0%	0	1,156,028.41	100%	1,156,028
0171-3000	Provision for Obsolescence	(603,028.40)	0.00	0%	0	(603,028.40)	100%	(603,028)
0100-0001	CURRENT ASSETS TOTAL	34,130,932.12	(3,829,537.51)	21%	(17,862,827)	30,301,394.61	194%	15,601,493
	TOTAL CURRENT ASSETS	34,130,932.12	(3,829,537.51)	21%	(17,862,827)	30,301,394.61	194%	15,601,493

General Ledger2023.6.13.1 Balance Sheet Page - 2
(Accounts: 0100-0001-0000 to 5490-2000-0000. All report groups. 11% of year elapsed. To Details. Excludes committed costs)
MURWEH SHIRE COUNCIL (Budget for full year) Financial Year Ending 2027 Printed(TOMASO): 10-08-2026 11:51:54 AM

		OPENING BALANCE	YEAR TO DATE 31 Jul 2026		BUDGET	CURRENT BALANCE 31 Jul 2026		BUDGET
	NON-CURRENT ASSETS							
0200-0001	NON-CURRENT ASSETS							
0200-4000	Land at Cost	0.00	0.00	0%	0	0.00	0%	0
0205-4000	Land for Resale	0.00	0.00	0%	0	0.00	0%	0
0210-4000	Land at Valuation	3,505,500.00	0.00	0%	0	3,505,500.00	100%	3,505,500
0211-4000	Land Improvements at Valuation	0.00	0.00	0%	0	0.00	0%	0
0215-4000	Land Clearing Account	57,547.33	6,799.74	---%	0	64,347.07	112%	57,500
0217-4000	WIP - Land Improvements	1,229,007.74	161,537.95	1%	11,387,467	1,390,545.69	11%	12,564,784
0221-4000	Aerodrome Landing Strip at Cost	307,501.22	0.00	0%	0	307,501.22	100%	307,501
0231-4000	Aerodrome Landing Strip at Valuation	17,568,732.92	0.00	0%	0	17,568,732.92	100%	17,568,733
0241-4000	Accum Depn - Aerodrome Landing Strip	(4,457,126.67)	0.00	0%	(579,142)	(4,457,126.67)	89%	(5,015,393)
0242-4000	WIP - Aerodrome Upgrade	180,842.18	0.00	0%	617,000	180,842.18	23%	797,842
0300-4000	Buildings at Cost	16,991,712.36	0.00	0%	0	16,991,712.36	100%	16,991,712
0310-4000	Buildings at Valuation	77,713,363.69	0.00	0%	0	77,713,363.69	100%	77,713,364
0320-4000	Accum Depn - Buildings	(44,648,164.52)	0.00	0%	(1,474,825)	(44,648,164.52)	97%	(45,944,981)
0330-4000	Other Structures at Cost	5,322,094.06	0.00	0%	0	5,322,094.06	100%	5,322,094
0340-4000	Other Structures at Valuation	6,156,383.55	0.00	0%	0	6,156,383.55	100%	6,156,384
0350-4000	Accum Depn - Other Structures	(4,188,994.02)	0.00	0%	(139,108)	(4,188,994.02)	97%	(4,307,641)
0360-4000	WIP - Buildings	1,557,193.00	49,598.03	4%	1,187,394	1,606,791.03	59%	2,737,691
0370-4000	WIP - Other Structures	1,447,792.14	22,089.60	4%	612,900	1,469,881.74	72%	2,038,603
0380-4000	Parks at Cost	1,030,688.40	0.00	0%	0	1,030,688.40	100%	1,030,688
0381-4000	Accum Depn - Parks	(7,123,474.46)	0.00	0%	(974,059)	(7,123,474.46)	88%	(8,054,852)
0382-4000	WIP - Parks	0.00	0.00	0%	0	0.00	0%	0
0383-4000	Parks at Valuation	17,978,629.42	0.00	0%	0	17,978,629.42	100%	17,978,629
0400-4000	Equipment and Furniture Fittings	3,554,578.63	0.00	0%	0	3,554,578.63	100%	3,554,579
0410-4000	Accum Depn - Equipment and FF	(1,997,101.90)	0.00	0%	(79,145)	(1,997,101.90)	97%	(2,062,531)
0411-4000	Plant	20,744,967.15	0.00	0%	0	20,744,967.15	105%	19,718,929
0415-4000	Accum Depreciation - Plant	(8,235,684.17)	0.00	0%	0	(8,235,684.17)	101%	(8,130,399)
0420-4000	Furniture and Fittings	2,112,888.28	0.00	0%	0	2,112,888.28	100%	2,112,888
0430-4000	Accum Depn - Furniture and Fittings	(2,478,710.10)	0.00	0%	(1,171,151)	(2,478,710.10)	68%	(3,649,861)
0445-4000	Plant Clearing Account	153,147.05	0.00	0%	2,550,000	153,147.05	4%	3,729,185
0500-4000	Road Infrastructure at Cost	13,694,675.95	0.00	0%	0	13,694,675.95	100%	13,694,676
0510-4000	Road Infrastructure at Valuation	369,925,912.43	0.00	0%	0	369,925,912.43	100%	369,925,912
0520-4000	Accum Depn - Road Infrastructure	(87,961,981.55)	0.00	0%	(3,747,110)	(87,961,981.55)	96%	(91,399,218)
0525-4000	WIP - Road Infrastructure	6,644,828.85	2,047,191.88	53%	3,856,122	8,692,020.73	103%	8,464,383
0530-4000	Water Infrastructure at Cost	2,446,642.08	0.00	0%	0	2,446,642.08	100%	2,446,642
0540-4000	Water Infrastructure at Valuation	37,677,292.49	0.00	0%	0	37,677,292.49	100%	37,677,292
0550-4000	Accum Depn - Water Infrastructure	(18,885,313.13)	(791,267.00)	121%	(652,588)	(19,676,580.13)	101%	(19,484,254)
0555-4000	WIP - Water Infrastructure	1,589,816.71	150,321.82	19%	805,438	1,740,138.53	73%	2,377,376
0560-4000	Sewerage Infrastructure at Cost	589,318.30	0.00	0%	0	589,318.30	100%	589,318
0570-4000	Sewerage Infrastructure at Valuation	36,753,847.50	0.00	0%	0	36,753,847.50	100%	36,753,848
0580-4000	Accum Depn - Sewerage Infrastructure	(21,107,401.35)	0.00	0%	(499,404)	(21,107,401.35)	98%	(21,563,881)
0585-4000	WIP - Sewerage Infrastructure	5,192,893.29	635,909.88	12%	5,104,842	5,828,803.17	60%	9,662,381

General Ledger2023.6.13.1 Balance Sheet Page - 3
(Accounts: 0100-0001-0000 to 5490-2000-0000. All report groups. 11% of year elapsed. To Details. Excludes committed costs)
MURWEH SHIRE COUNCIL (Budget for full year) Financial Year Ending 2027 Printed(TOMASO): 10-08-2026 11:51:54 AM

		OPENING BALANCE	YEAR TO DATE 31 Jul 2026		YEAR TO DATE BUDGET	CURRENT BALANCE 31 Jul 2026		CURRENT BALANCE BUDGET
0586-4000	WIP - Aurora Estate Stage 2	0.00	0.00	0%	0	0.00	0%	0
0587-4000	WIP - Aurora Estate Stage 3	0.00	0.00	0%	0	0.00	0%	0
0588-4000	WIP State Gov - Bradleys Gully Div	0.00	0.00	0%	0	0.00	0%	0
0589-4000	WIP - Industrial Estate	0.00	0.00	0%	0	0.00	0%	0
0595-4000	Residential Land Resale (NCA)	0.00	0.00	0%	0	0.00	0%	0
0596-4000	Right of Use Assets	0.00	0.00	0%	0	0.00	0%	0
0596-4001	Accumulated Amortisation	0.00	0.00	0%	0	0.00	0%	0
0597-4000	Equipment Clearing Account	101,388.80	15,391.36	5%	300,000	116,780.16	30%	386,082
0599-4000	Landfill Asset	0.00	0.00	0%	0	0.00	0%	0
0200-0001	NON-CURRENT ASSETS TOTAL	451,145,233.65	2,297,573.26	13%	17,104,631	453,442,806.91	97%	466,251,505
	TOTAL NON-CURRENT ASSETS	451,145,233.65	2,297,573.26	13%	17,104,631	453,442,806.91	97%	466,251,505
	TOTAL ASSETS	485,276,165.77	(1,531,964.25)	202%	(758,196)	483,744,201.52	100%	481,852,998
	CURRENT LIABILITIES							
0600-0001	CURRENT LIABILITIES							
0600-5000	Accounts Payable	5,337.89	401,567.31	---%	0	406,905.20	>999%	5,338
0605-5000	Accrued Expenses - All	3,693,710.28	0.00	0%	0	3,693,710.28	---%	0
0610-5000	Fire Services Levy Payable	25,277.55	(185,663.89)	---%	0	(160,386.34)	-76%	211,497
0612-5000	Contract Liabilities	11,088,191.63	(70,648.00)	---%	0	11,017,543.63	77%	14,226,955
0613-5000	Prepaid Rates	0.00	0.00	0%	0	0.00	0%	0
0614-5000	Unearned Revenue	0.00	0.00	0%	0	0.00	0%	0
0615-5000	PAYG Payable	0.00	0.00	0%	0	0.00	0%	0
0616-5000	Progress Association	140,147.51	15,875.40	---%	0	156,022.91	111%	140,148
0617-5000	Bookeasy - Outside Operators	20,574.20	263.71	---%	0	20,837.91	83%	25,023
0618-5000	QWRAP Banker	99,338.76	53,522.50	---%	0	152,861.26	154%	99,339
0625-5000	Payroll Suspense	0.00	0.00	0%	0	0.00	0%	0
0630-5000	Wages Advance	0.00	0.00	0%	0	0.00	0%	0
0632-5000	RDO & Toil Accumulated	13,977.53	(20,731.04)	---%	0	(6,753.51)	-21%	31,496
0635-5000	Stock Routes Fees Payable	0.00	0.00	0%	0	0.00	0%	0
0636-5000	Finance Lease - Current	0.00	0.00	0%	0	0.00	0%	0
0640-5000	Office Extension Current Loan	0.00	0.00	0%	0	0.00	0%	0
0645-5000	Cosmos Centre Current Loan	0.00	0.00	0%	0	0.00	0%	0
0650-5000	Medical Centre Current Loan	0.00	0.00	0%	0	0.00	0%	0
0660-5000	Morven Rail Current Loan	64,054.19	0.00	0%	0	64,054.19	>999%	279
0665-5000	Plant Replacement Current Loan	0.00	0.00	0%	0	0.00	0%	0
0666-5000	Plant Replacement No 2 Current Loan	0.00	0.00	0%	0	0.00	0%	0
0670-5000	Residential Current Loan	54,099.37	0.00	0%	0	54,099.37	>999%	1,744

General Ledger2023.6.13.1 Balance Sheet Page - 4
(Accounts: 0100-0001-0000 to 5490-2000-0000. All report groups. 11% of year elapsed. To Details. Excludes committed costs)
MURWEH SHIRE COUNCIL (Budget for full year) Financial Year Ending 2027 Printed(TOMASO): 10-08-2026 11:51:54 AM

		OPENING BALANCE	YEAR TO DATE 31 Jul 2026		YEAR TO DATE BUDGET	CURRENT BALANCE 31 Jul 2026		CURRENT BALANCE BUDGET
0671-5000	Flood Mitigation Current Loan	50,056.29	0.00	0%	0	50,056.29	>999%	941
0672-5000	Airport Upgrade Current Loan	50,305.32	0.00	0%	0	50,305.32	>999%	884
0675-5000	Annual Leave payable	1,149,230.50	(43,250.53)	---%	0	1,105,979.97	100%	1,107,388
0680-5000	Long Service Leave Payable	1,148,060.96	(70,857.98)	---%	0	1,077,202.98	94%	1,140,892
0685-5000	Sick Leave Payable	0.00	(1,183.36)	---%	0	(1,183.36)	14%	(8,524)
0690-5000	Land Rebate Holding Account	(7,000.00)	0.00	0%	0	(7,000.00)	100%	(7,000)
0697-5000	Salary Sacrifice Deduct - Before Tax	53,888.62	4,327.92	---%	0	58,216.54	108%	53,889
0698-5000	Salary Sacrifice Deduct - After Tax	(54,212.80)	(4,327.92)	---%	0	(58,540.72)	108%	(54,213)
0699-5000	Suspense Account: General Account	244.14	(13,907.76)	---%	0	(13,663.62)	29%	(47,715)
0600-0001	CURRENT LIABILITIES TOTAL	17,595,281.94	64,986.36	---%	0	17,660,268.30	104%	16,928,361
	TOTAL CURRENT LIABILITIES	17,595,281.94	64,986.36	---%	0	17,660,268.30	104%	16,928,361
	NON-CURRENT LIABILITIES							
0700-0001	NON-CURRENT LIABILITIES							
0700-6000	Non-Current Long Service Leave	137,709.50	0.00	0%	0	137,709.50	72%	190,095
0701-6000	Finance Lease - Non current	0.00	0.00	0%	0	0.00	0%	0
0740-6000	Office Extension Non-Current Loan	0.00	0.00	0%	0	0.00	0%	0
0745-6000	Cosmos Centre Non-Current Loan	0.00	0.00	0%	0	0.00	0%	0
0750-6000	Medical Centre Non-Current Loan	0.00	0.00	0%	0	0.00	0%	0
0760-6000	Morven Rail Non-Current Loan	633,057.52	0.00	0%	0	633,057.52	91%	696,833
0765-6000	Plant Replacement Non-Current Loan	0.00	0.00	0%	0	0.00	0%	0
0766-6000	Plant Replacement No 2 Non-Current	0.00	0.00	0%	0	0.00	0%	0
0770-6000	Residential Develop Non-Current Loan	799,819.95	0.00	0%	0	799,819.95	94%	852,175
0771-6000	Flood Mitigation Non-Current Loan	831,162.99	0.00	0%	0	831,162.99	94%	880,278
0772-6000	Airport Upgrade Non-Current Loan	524,159.92	0.00	0%	0	524,159.92	91%	573,581
0780-6000	Landfill Restoration Provision	2,043,032.54	0.00	0%	0	2,043,032.54	100%	2,043,033
0700-0001	NON-CURRENT LIABILITIES TOTAL	4,968,942.42	0.00	0%	0	4,968,942.42	95%	5,235,995
	TOTAL NON-CURRENT LIABILITIES	4,968,942.42	0.00	0%	0	4,968,942.42	95%	5,235,995
	TOTAL LIABILITIES	22,564,224.36	64,986.36	---%	0	22,629,210.72	102%	22,164,356
	NETT ASSETS/(LIABILITIES)	462,711,941.41	(1,596,950.61)	211%	(758,196)	461,114,990.80	100%	459,688,642

General Ledger2023.6.13.1 Balance Sheet Page - 5
(Accounts: 0100-0001-0000 to 5490-2000-0000. All report groups. 11% of year elapsed. To Details. Excludes committed costs)
MURWEH SHIRE COUNCIL (Budget for full year) Financial Year Ending 2027 Printed(TOMASO): 10-08-2026 11:51:54 AM

		OPENING BALANCE	YEAR TO DATE 31 Jul 2026		BUDGET	CURRENT BALANCE 31 Jul 2026		BUDGET
	COMMUNITY EQUITY							
0800-0001	EQUITY							
0800-0002	SHIRE CAPITAL							
0805-7000	Retained Surplus	47,026,755.59	0.00	0%	0	47,026,755.59	100%	47,026,756
0807-7000	Retained Surplus-Cosmos	(1,275,671.18)	0.00	0%	0	(1,275,671.18)	100%	(1,275,671)
0810-7000	Asset Revaluation Reserve - Roads	219,698,466.25	0.00	0%	0	219,698,466.25	100%	219,698,466
0811-7000	Asset Revaluation Reserve - W & S	35,579,829.42	0.00	0%	0	35,579,829.42	100%	35,579,829
0812-7000	Asset Reval Res - Bldgs & Structures	38,689,415.82	0.00	0%	0	38,689,415.82	100%	38,689,416
0813-7000	Asset Revaluation Reserve-Land	1,113,147.34	0.00	0%	0	1,113,147.34	100%	1,113,147
0815-7000	Asset Revaluation Reserve Aerodrome	13,554,320.20	0.00	0%	0	13,554,320.20	100%	13,554,320
0816-7000	Asset Revaluation Reserve - Plant	0.00	0.00	0%	0	0.00	0%	0
0820-7000	Current Surplus / Deficit	0.00	(1,596,950.61)	211%	(758,196)	(1,596,950.61)	211%	(758,196)
0825-7000	Year End Surplus/Deficit	108,325,677.97	0.00	0%	0	108,325,677.97	102%	106,060,575
0800-0002	SHIRE CAPITAL TOTAL	462,711,941.41	(1,596,950.61)	211%	(758,196)	461,114,990.80	100%	459,688,642
0830-0002	RESERVES							
0800-0001	EQUITY TOTAL	462,711,941.41	(1,596,950.61)	211%	(758,196)	461,114,990.80	100%	459,688,642
	TOTAL COMMUNITY EQUITY	462,711,941.41	(1,596,950.61)	211%	(758,196)	461,114,990.80	100%	459,688,642

Murweh Shire Council
Statement of Comprehensive Income

	Jul 26 Actual $000	Jun-27 Budget $000
Revenue		
Operating revenue		
Net rates, levies and charges	-	8,324
Fees and charges	354	3,689
Interest received	119	643
Sales revenue	448	3,406
Other income	42	168
Grants, subsidies, contributions and donations	208	23,733
Total operating revenue	1,171	39,962
Capital revenue		
Grants, subsidies, contributions and donations	613	21,919
Total revenue	1,784	61,881
Capital income		
Total Capital Income	-	115
Total income	1,784	61,996
Expenses		
Operating expenses		
Employee benefits	893	12,099
Materials and services	1,689	21,101
Finance costs	9	162
Depreciation and amortisation	791	9,317
Total operating expenses	3,381	42,679
Net result	(1,597)	19,317

Murweh Shire Council
Statement of Financial Position

	Jul 26 Actual	Jun-27 Budget
Assets	**$000**	**$000**
Current assets		
Externally restricted component	11,065	14,227
Unrestricted component	12,193	6,599
Cash and cash equivalents	23,258	20,826
Trade and other receivables	1,981	3,232
Inventories	1,054	1,084
Contract Assets	4,009	3,676
Other current assets	-	241
Total current assets	30,301	29,060
Non-current assets		
Property, plant & equipment	453,443	477,126
Total non-current assets	453,443	477,126
Total assets	483,744	506,185
Liabilities		
Current liabilities		
Trade and other payables	5,347	1,865
Contract Liabililites	11,018	14,227
Borrowings	219	235
Provisions	1,077	1,142
Total current liabilities	17,660	17,468
Non-current liabilities		
Borrowings	2,788	2,537
Provisions	2,181	2,268
Total non-current liabilities	4,969	4,805
Total liabilities	22,629	22,273
Net community assets	461,115	483,913
Community equity		
Asset revaluation surplus	308,635	312,155
Retained surplus	152,479	171,757
Total community equity	461,115	483,913

Murweh Shire Council
Statement of Cash Flows

	Jul 26 Actual $000	Jun-27 Budget $000
Cash flows from operating activities		
Receipts from customers	2,975	15,041
Payments to suppliers and employees	(2,483)	(33,892)
Interest received	119	643
Non-capital grants and contributions	40	22,902
Borrowing costs	(9)	(92)
Other cash flows from operating activities	-	-
Net cash inflow from operating activities	643	4,601
Cash flows from investing activities		
Payments for property, plant and equipment	(3,089)	(26,171)
Payments for intangible assets		(250)
Proceeds from sale of property, plant and equipment	-	115
Grants, subsidies, contributions and donations	613	21,919
Net cash inflow from investing activities	(2,476)	(4,387)
Cash flows from financing activities		
Repayment of borrowings	-	(228)
Net cash inflow from financing activities	-	(228)
Total cash flows		
Net increase in cash and cash equivalent held	(1,833)	(14)
Opening cash and cash equivalents	25,091	20,840
Closing cash and cash equivalents	**23,258**	**20,826**

12 ENGINEERING SERVICES

12.1 ENGINEERING SERVICES REPORT

Author: **Director Engineering Services**

Authoriser: **Chief Executive Officer**

RECOMMENDATION

That Council receives and notes the following Engineering Services Reports for the August 2026 Council Meeting;

- Operational Works Report
- Plant and Fleet Operations Report
- DRFA Restoration Works Report
- Capital Works Report

LINK TO CORPORATE PLAN

1.1.1 Council has in place strategic decision-making frameworks to identify, prioritise, and meet current and future needs .

1.3.1 Council has in place operational systems and capacity to deliver strategic priorities and core operations.

2.4.1 Road and street infrastructure investment is strategic and effective to accomplish maintenance priorities and development opportunities

ATTACHMENTS

1. **Operational Works Report - July 2026** ⇩
2. **Plant and Fleet Operations Report - July 2026** ⇩
3. **DRFA Restoration Works Report - July 2026** ⇩
4. **Capital Works Report - July 2026** ⇩

MSC Operational Works

Job Cost Report

Financial Year 2026-2027

ANNUAL BUDGET	YTD EXPENDITURE	MONTHLY EXPENDITURE	% BUDGET SPENT
$8,342,395	$454,971	$454,971	5.5%

PROGRAMS	ACTIVE PROJECTS	FUNDING SOURCES
3	18	1

WBS REPORTING NOTE

WBS roll-up rows are excluded from totals. Activity costs may be shown under their parent WBS context where available. Bold parent totals may not equal the sum of visible activity rows, because supporting activity detail may be filtered or summarised in this report.

Funding Allocation Overview

Jul 2026 • Financial Year 2026-2027

MONTHLY	FY YTD	SOURCES
$454,971	$454,971	1

FUNDING SOURCE	MONTHLY MOVEMENT	FY YTD TOTAL	% OF TOTAL
General Revenue (Council)	$454,971	**$454,971**	100.0%

YTD Balance Trend by Funding Source

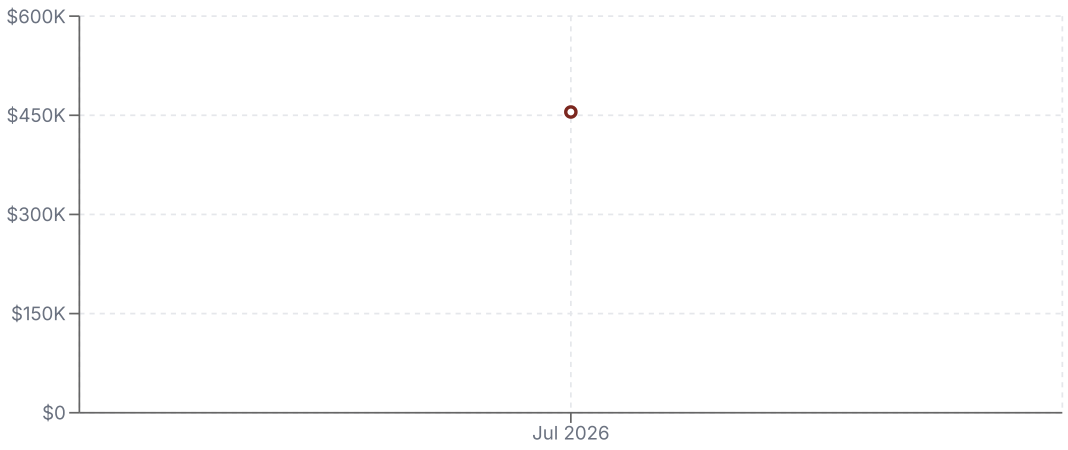

Rural Road Maintenance

Jul 2026 • Financial Year 2026-2027

MONTHLY	YTD	BUDGET	PRIOR MONTH
$115,293	$115,293	$2,395,047	$0

PROJECT	TOWNSHIP	MONTHLY	YTD	BUDGET	% SPENT
Rural Road Maintenance	-	$115,293	$115,293	$2,395,047	4.8% (+4.8%)

PROJECT COMMENTARY

Rural Road Maintenance

Routine rural road maintenance continued during July, with patrol grading completed across more than 179 km and additional sign maintenance and pothole/pavement repairs undertaken on priority road sections.

Activity	Roads
Patrol grading	Sherwood Road, Wheatleigh Road, De Warra Road, Fortland Road, Wyandra Boatman Road, Bollon Road and Nebine Road
Sign maintenance and pothole/pavement repairs	Mt Tabor Road, Middle Creek Road, Langlo Mt Morris Road, Adavale Road, Biddenham Road and Red Ward Road

Rural Road Maintenance — Monthly Expenditure Trend



Rural Road Maintenance — Significant Expenditure

ACCOUNT	DESCRIPTION	PROJECT	THIS MONTH	PRIOR MONTH	YTD
3610-4120-	Road Mtce - Bollon Road	RM	$58,049	$0	**$58,049**
0201	Patrol Grade		$47,624	$0	$47,624
0401	Slashing		$6,747	$0	$6,747
0111	Repair Seal Defects		$3,678	$0	$3,678
3610-4064-	Road Mtce - Nebine Road	RM	$13,472	$0	**$13,472**
0201	Patrol Grade		$13,472	$0	$13,472
3610-4071-	Road Mtce - Nooraloo Road	RM	$9,897	$0	**$9,897**
0405	Clearing		$5,660	$0	$5,660
0502	Maintain Signs		$3,783	$0	$3,783
3610-4052-	Road Mtce - Langlo/Mt Morris	RM	$7,136	$0	**$7,136**
0502	Maintain Signs		$7,136	$0	$7,136
3610-4083-	Road Mtce - Red Ward Road	RM	$6,221	$0	**$6,221**
0203	Mtce Grade with Water/Cart		$5,783	$0	$5,783
3610-4110-	Road Mtce - Boatman/ Wyandra	RM	$6,022	$0	**$6,022**
0201	Patrol Grade		$6,022	$0	$6,022
3610-4091-	Road Mtce - Sherwood Road	RM	$4,860	$0	**$4,860**
0201	Patrol Grade		$4,860	$0	$4,860
3610-4010-	Road Mtce - Biddenham Road	RM	$4,120	$0	**$4,120**
0502	Maintain Signs		$4,120	$0	$4,120
3610-4001-	Road Mtce - Adavale Road	RM	$2,657	$0	**$2,657**
3610-4057-	Road Mtce - Middle Creek Road	RM	$1,856	$0	**$1,856**

Urban Streets and Infrastructure

Jul 2026 • Financial Year 2026-2027

MONTHLY	YTD	BUDGET	PRIOR MONTH
$268,733	$268,733	$4,109,392	$0

Urban Streets and Infrastructure — YTD Balance by Township

Project YTD balances grouped by township, with non-location work shown separately.

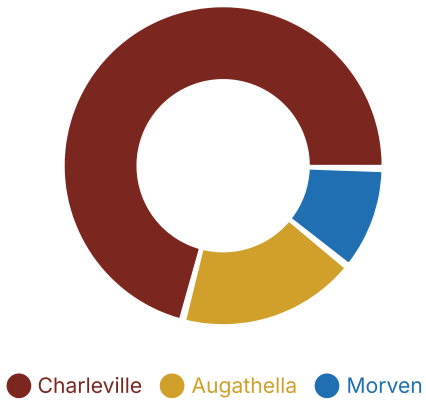

Charleville
$193,015 · 71.8%

Augathella
$48,434 · 18.0%

Morven
$27,283 · 10.2%

PROJECT	TOWNSHIP	MONTHLY	YTD	BUDGET	% SPENT
Augathella Cemetery	Augathella	$3,937	$3,937	$49,733	7.9% (+7.9%)
Augathella Parks & Recreation	Augathella	$5,357	$5,357	$150,000	3.6% (+3.6%)
Augathella Streets	Augathella	$39,140	$39,140	$462,449	8.5% (+8.5%)
Charleville Cemetery	Charleville	$11,693	$11,693	$149,198	7.8% (+7.8%)
Charleville Parks & Recreation	Charleville	$86,296	$86,296	$1,248,481	6.9% (+6.9%)
Charleville Streets	Charleville	$95,026	$95,026	$1,387,348	6.8% (+6.8%)
Cooladdi Parks & Recreation	Cooladdi	$0	$0	$0	—

PROJECT	TOWNSHIP	MONTHLY	YTD	BUDGET	% SPENT
Morven Cemetery	Morven	$0	$0	$49,733	0.0% (+0.0%)
Morven Parks & Recreation	Morven	$8,893	$8,893	$150,000	5.9% (+5.9%)
Morven Streets	Morven	$18,390	$18,390	$462,449	4.0% (+4.0%)

PROJECT COMMENTARY

Augathella Cemetery

- One funeral was undertaken during the month.
- General cemetery maintenance was carried out.

Augathella Parks & Recreation

General maintenance.

Augathella Streets

General town maintenance, key activity areas included:

- Slashing and litter collection
- Public convenience operations
- Footpath works and pothole patching
- Street furniture maintenance
- Routine street cleaning and supervision

Monthly expenditure of $39,140 was consistent with delivery of these general maintenance activities.

Charleville Cemetery

General cemetery maintenance was undertaken during July 2026.

Monthly expenditure of $11,693 was primarily associated with cemetery operations and burial expenses.

Charleville Parks & Recreation

General maintenance.

Charleville Streets

Works undertaken during the month included:

- Line marking completed in Alfred and Will's St.
- Reduction burns completed in Charleville.
- General maintenance activities carried out.

Morven Cemetery

General cemetery maintenance.

Morven Parks & Recreation

General maintenance.

Morven Streets

General town maintenance was undertaken during the month, including patching of water service crossovers.

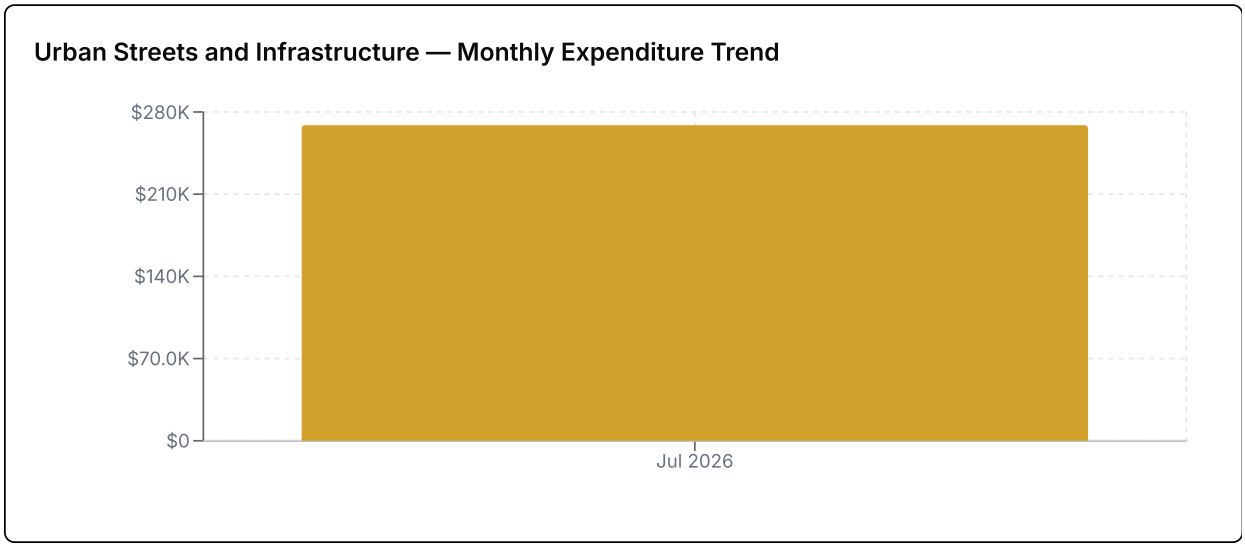
Urban Streets and Infrastructure — Monthly Expenditure Trend
$280K
$210K
$140K
$70.0K
$0
Jul 2026

Urban Streets and Infrastructure — Significant Expenditure

ACCOUNT	DESCRIPTION	PROJECT	THIS MONTH	PRIOR MONTH	YTD
2551-0026-	P & G Maintenance -Charleville	CVLP&R	$73,329	$0	**$73,329**
0001	Cve P&G Operation		$72,344	$0	$72,344
3620-0026-	Mtce - Charleville Streets	CVLST	$65,883	$0	**$65,883**
0999	Supervision		$22,214	$0	$22,214
0405	Clearing		$10,782	$0	$10,782
0606	Litter Collection		$9,412	$0	$9,412
3620-0024-	Mtce - Augathella Streets	AUGST	$31,965	$0	**$31,965**
0401	Slashing		$11,418	$0	$11,418
0606	Litter Collection		$11,157	$0	$11,157
0600	Footpath Works		$3,740	$0	$3,740
3620-0029-	Street Cleaning - Charleville	CVLST	$20,973	$0	**$20,973**
3571-0021-	Charleville Showgrounds O&M	CVLP&R	$12,963	$0	**$12,963**
0001	Cve Showgrounds Operation		$9,874	$0	$9,874
0002	Cve Showgrounds Maintenance		$3,089	$0	$3,089
3451-0023-	Charleville Cemetery O&M	CVLCEM	$11,693	$0	**$11,693**
0001	Cve Cemetery Operation		$8,522	$0	$8,522
0003	Cve Cemetery Burial Expenses		$3,171	$0	$3,171
2410-0023-	Cve Public Conven - Op/Mntce	CVLST	$8,171	$0	**$8,171**
0001	Cve P/Conven Operation		$8,111	$0	$8,111
3620-0025-	Mtce - Morven Streets	MORST	$8,162	$0	**$8,162**
0401	Mtce - Morven Streets Slashing		$4,463	$0	$4,463
0405	Mtce - Morven Streets Clearing		$2,545	$0	$2,545
2410-0022-	Morven Public Conven - Op/Mtce	MORST	$6,404	$0	**$6,404**
0001	Morv P/Conven Operation		$6,404	$0	$6,404
2551-0025-	P & G Maintenance - Morven	MORP&R	$5,738	$0	**$5,738**
0001	Morv P&G Operation		$5,473	$0	$5,473

Water & Sewerage

Jul 2026 • Financial Year 2026-2027

MONTHLY	YTD	BUDGET	PRIOR MONTH
$70,945	$70,945	$1,837,956	$0

Water & Sewerage — YTD Balance by Township

Project YTD balances grouped by township, with non-location work shown separately.

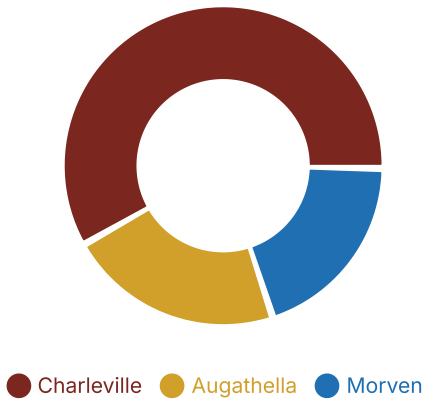

Charleville
$41,793 · 58.9%

Augathella
$15,353 · 21.6%

Morven
$13,799 · 19.5%

PROJECT	TOWNSHIP	MONTHLY	YTD	BUDGET	% SPENT
Augathella Sewerage Services	Augathella	$1,527	$1,527	$45,454	3.4% (+3.4%)
Augathella Water Supply	Augathella	$13,826	$13,826	$205,715	6.7% (+6.7%)
Charleville Sewerage Services	Charleville	$12,853	$12,853	$462,814	2.8% (+2.8%)
Charleville Water Supply	Charleville	$28,940	$28,940	$905,635	3.2% (+3.2%)
Cooladdi Water Supply	Cooladdi	$0	$0	$0	—
Morven Sewerage Services	Morven	$1,968	$1,968	$0	—
Morven Water Supply	Morven	$11,831	$11,831	$218,338	5.4% (+5.4%)

PROJECT COMMENTARY

Augathella Water Supply

- The new water main in Cavanagh Street has been completed.
- Three burst water mains were addressed in the main street and over the river.
- Flushing of mains is up to date.

Charleville Sewerage Services

Operational activity during the month included new sewer connections, blockage response, pump maintenance and public amenity repairs across Charleville.

- 3 new sewerage connections were completed.
- 4 blocked sewer mains around town were attended to and cleared.
- The Galatea Street well pump was removed due to an outlet pipe fault.
- The airport caravan dump experienced repeated blockages during the month.
- Repairs were completed to 3 toilets at Town Hall Park and Graham Andrews Park.

Charleville Water Supply

Water sampling and flushing remained up to date during the period. New water main works at Hunter, Elizabeth and East Street to Alfred Street were completed.

Major maintenance and operational works completed this period included:

- Attendance to 3 leaking water services.
- Repairs to 2 busted water mains.
- Replacement of the fire hose reel and associated pipework at the Town Hall.

Morven Sewerage Services

Asset	Works carried out
Town Hall septic tanks (2)	Pumped out
Information Centre septic tank	Pumped out

Morven Water Supply

Operational works for the month included:

- Response to one busted water main in West Street.
- Flushing of water mains.
- Servicing of the UV system.

Water & Sewerage — Monthly Expenditure Trend

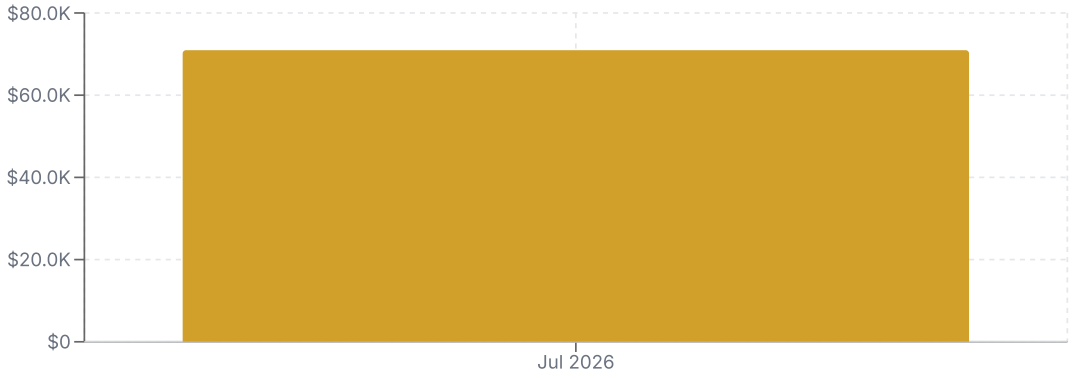

Water & Sewerage — Significant Expenditure

ACCOUNT	DESCRIPTION	PROJECT	THIS MONTH	PRIOR MONTH	YTD
3933-0022-	Cvl Water Reticulation Maint	CVLWATER	$25,132	$0	**$25,132**
0015	General Maintenance		$20,979	$0	$20,979
0004	Service Connection		$3,893	$0	$3,893
3912-0026-	Aug Water & Flowmeter & Contro	AUGWATER	$6,947	$0	**$6,947**
0005	Augathella UV Ops/Mtce		$6,947	$0	$6,947
3922-0026-	Morven Water Flowmeter & Contr	MORWATER	$6,947	$0	**$6,947**
0005	Morven UV Ops/Mtce		$6,947	$0	$6,947
3833-0022-	Cvl Sewerage Retic-Maintenance	CVLSEWER	$5,298	$0	**$5,298**
0001	Sewer Main		$2,662	$0	$2,662
3832-0021-	Cve Sew Pump Station-Operation	CVLSEWER	$4,907	$0	**$4,907**
0016	Gen. Operation Live Sewerage		$3,701	$0	$3,701
3913-0022-	Aug Water Reticulation Maint	AUGWATER	$4,867	$0	**$4,867**
0015	General Maintenance		$3,343	$0	$3,343
3923-0021-	Morven Water Retic-Operation	MORWATER	$2,485	$0	**$2,485**
3932-0022-	Cve Water Pumping Maintenance	CVLWATER	$2,172	$0	**$2,172**
3831-0021-	Charleville Sewerage Treat Ops	CVLSEWER	$2,062	$0	**$2,062**
3823-0022-	Morven Sewerage Works	MORSEWER	$1,968	$0	**$1,968**

MSC Plant & Fleet Operations

Job Cost Report

Financial Year 2026-2027

ANNUAL BUDGET	YTD EXPENDITURE	MONTHLY EXPENDITURE	% BUDGET SPENT
$6,271,971	$244,780	$244,780	3.9%

PROGRAMS	ACTIVE PROJECTS	FUNDING SOURCES
2	8	1

WBS REPORTING NOTE

WBS roll-up rows are excluded from totals. Activity costs may be shown under their parent WBS context where available. Bold parent totals may not equal the sum of visible activity rows, because supporting activity detail may be filtered or summarised in this report.

Funding Allocation Overview

Jul 2026 • Financial Year 2026-2027

MONTHLY	FY YTD	SOURCES
$244,780	$244,780	1

FUNDING SOURCE	MONTHLY MOVEMENT	FY YTD TOTAL	% OF TOTAL
General Revenue (Council)	$244,780	**$244,780**	100.0%

YTD Balance Trend by Funding Source

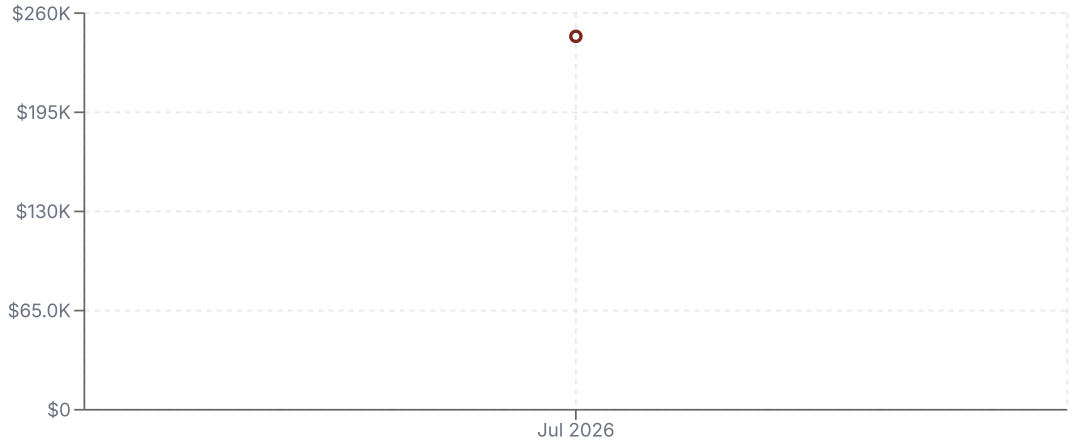

Plant & Fleet

Jul 2026 • Financial Year 2026-2027

MONTHLY	YTD	BUDGET	PRIOR MONTH
$244,780	$244,780	$3,690,471	$0

PROJECT	TOWNSHIP	MONTHLY	YTD	BUDGET	% SPENT
Depot Operation & Maintenance	-	$17,234	$17,234	$362,164	4.8% (+4.8%)
Navman Expenses	-	$4,682	$4,682	$82,001	5.7% (+5.7%)
Plant Insurance	-	$59,945	$59,945	$68,250	87.8% (+87.8%)
Plant Operation & Maintenance	-	$131,831	$131,831	$2,640,373	5.0% (+5.0%)
Plant Registration	-	$0	$0	$179,709	0.0% (+0.0%)
Wages & Consumables	-	$31,089	$31,089	$357,974	8.7% (+8.7%)

PROJECT COMMENTARY

Plant Operation & Maintenance

Expenditure for July totalled $131,831, which was below the budgeted target for the month and represents a positive start to the 2026–27 financial year.

Plant & Fleet — Monthly Expenditure Trend



Plant & Fleet — Significant Expenditure

ACCOUNT	DESCRIPTION	PROJECT	THIS MONTH	PRIOR MONTH	YTD
2672-0008-	Plant Insurance	INSUR	$59,945	$0	**$59,945**
0001	Kenworth T659 Prime Mover		$59,945	$0	$59,945
2672-0004-	Plant Opern/Mtce-Fuels & Oils	PLANT	$47,219	$0	**$47,219**
0117	Caterpillar 150 Grader		$5,847	$0	$5,847
0002	Kenworth T659 Prime Mover		$3,572	$0	$3,572
0116	John Deere 670G Grader		$2,901	$0	$2,901
2672-0002-	Plant Operation/Mtce Parts	PLANT	$42,005	$0	**$42,005**
0060	MTE Isuzu FSR CityRay Street S		$7,689	$0	$7,689
0181	Massey 5610ESD4 Tractor		$3,345	$0	$3,345
0596	Kubota ZD1221L-AU 72" Zero Tur		$3,040	$0	$3,040
2672-0001-	Plant Operation/Mtce Wages	PLANT	$38,502	$0	**$38,502**
0060	MTE Isuzu FSR CityRay Street S		$4,388	$0	$4,388
0064	Isuzu NQR 88-190 & Burcher Urb		$3,856	$0	$3,856
0194	Case IH Maxxum 115 Tractor		$3,047	$0	$3,047
2672-0006-	Plant Mtnce - WShop Wages & Co	W&C	$31,089	$0	**$31,089**
0001	Wages		$24,502	$0	$24,502
0002	Consumables		$6,587	$0	$6,587
3111-0023-	Charleville Depot	DEPOT	$12,406	$0	**$12,406**
0002	Cve Depot Maintenance		$7,777	$0	$7,777
0001	Cve Depot Operation		$4,629	$0	$4,629
1210-0552-	NavMan Equipment Expenses	NAVMAN	$4,682	$0	**$4,682**
2672-0003-	Plant Opn/Mtce-Tyres & Tubes	PLANT	$4,105	$0	**$4,105**
3111-0022-	Morven Depot	DEPOT	$3,848	$0	**$3,848**
0001	Morv Depot Operation		$2,701	$0	$2,701
3111-0025-	Charleville Airport Depot	DEPOT	$509	$0	**$509**

Plant Purchase

Jul 2026 • Financial Year 2026-2027

MONTHLY	YTD	BUDGET	PRIOR MONTH
$0	$0	$2,581,500	$0

PROJECT	TOWNSHIP	MONTHLY	YTD	BUDGET	% SPENT
Plant Purchase	-	$0	$0	$2,550,000	0.0% (+0.0%)
Small Plant Purchase	-	$0	$0	$31,500	0.0% (+0.0%)

PROJECT COMMENTARY

Plant Purchase

Multiple recommendation reports for plant purchases are scheduled for the August Council meeting. The majority of plant purchases are planned to be completed by the September meeting to maximise the opportunity for deliveries to occur within the current financial year.

Plant Purchase — Monthly Expenditure Trend

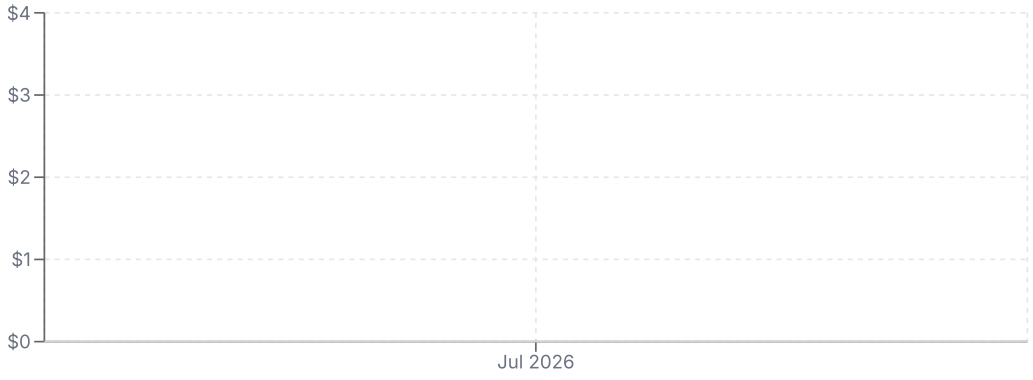

Plant Purchase — Significant Expenditure

ACCOUNT	DESCRIPTION	PROJECT	THIS MONTH	PRIOR MONTH	YTD

No significant expenditure movements for this program.

MSC DRFA Restoration Works

Job Cost Report

Financial Year 2026-2027

ANNUAL BUDGET	YTD EXPENDITURE	MONTHLY EXPENDITURE	% BUDGET SPENT
$0	$30,281	$30,281	—

PROGRAMS	ACTIVE PROJECTS	FUNDING SOURCES
3	3	1

WBS REPORTING NOTE

WBS roll-up rows are excluded from totals. Activity costs may be shown under their parent WBS context where available. Bold parent totals may not equal the sum of visible activity rows, because supporting activity detail may be filtered or summarised in this report.

Funding Allocation Overview

Jul 2026 • Financial Year 2026-2027

MONTHLY	FY YTD	SOURCES
$30,281	$30,281	1

FUNDING SOURCE	MONTHLY MOVEMENT	FY YTD TOTAL	% OF TOTAL
DRFA / QRA Disaster Funding	$30,281	**$30,281**	100.0%

YTD Balance Trend by Funding Source

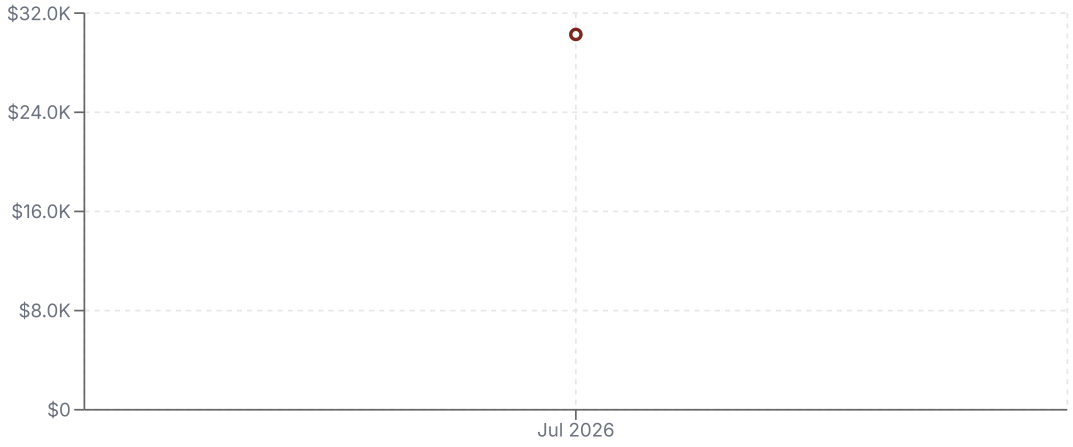

March 2025 Event REPA

Jul 2026 • Financial Year 2026-2027

MONTHLY	YTD	BUDGET	PRIOR MONTH
$0	$0	—	$0

PROJECT	TOWNSHIP	MONTHLY	YTD	BUDGET	% SPENT
March 2025 Event REPA	-	$0	$0	–	—

March 2025 Event REPA — Monthly Expenditure Trend



March 2025 Event REPA — Significant Expenditure

ACCOUNT	DESCRIPTION	PROJECT	THIS MONTH	PRIOR MONTH	YTD

No significant expenditure movements for this program.

March 2026 Event EW

Jul 2026 • Financial Year 2026-2027

MONTHLY	YTD	BUDGET	PRIOR MONTH
$0	$0	—	$0

PROJECT	TOWNSHIP	MONTHLY	YTD	BUDGET	% SPENT
March 2026 Event EW	-	$0	$0	–	—

March 2026 Event EW — Monthly Expenditure Trend



March 2026 Event EW — Significant Expenditure

ACCOUNT	DESCRIPTION	PROJECT	THIS MONTH	PRIOR MONTH	YTD

No significant expenditure movements for this program.

March 2026 Event REPA

Jul 2026 • Financial Year 2026-2027

MONTHLY	YTD	BUDGET	PRIOR MONTH
$30,281	$30,281	—	$0

March 2026 Event REPA — YTD Balance by Township

No township-specific projects are included for this reporting month.

All included work in this program is currently recorded as not township-specific.

PROJECT	TOWNSHIP	MONTHLY	YTD	BUDGET	% SPENT
March 2026 Event REPA	-	$30,281	$30,281	–	—

March 2026 Event REPA — Monthly Expenditure Trend



March 2026 Event REPA — Significant Expenditure

ACCOUNT	DESCRIPTION	PROJECT	THIS MONTH	PRIOR MONTH	YTD
3637-4083-	Red Ward Rd REPA Mar 26	DRFA	$21,367	$0	**$21,367**
0001	REPA		$21,367	$0	$21,367
3637-4050-	Killarney Rd REPA Mar 26	DRFA	$8,914	$0	**$8,914**
0001	REPA		$8,914	$0	$8,914

SHEPHERD
Driven Different

Project Management Services

Murweh Shire Council

DRFA Damage Assessment – Progress Report

July - 2026



SHIRE OF MURWE

shepherdservices.com.au

Project Management Services

Murweh Shire Council DRFA Damage Assessment – Progress Report

July - 2026

Table of Contents

Project Dashboard 3

Key Dates 3

Project Scope Management 3

Flood Damage Identified Progress Update 4

Flood Damage Inspections Progress Update 4

Overview of Flood Damage 5

Safety 5

Project Communications Management 5

Project Cost Management 6

Project Resource Management 6

Project Risk Management 7

Project Quality Management 7

Project Procurement Management 7

Project Stakeholder Management 7

SUBJECT:	**MURWEH SHIRE COUNCIL - DRFA DAMAGE ASSESSMENT PROGRESS REPORT**
DATE:	14/07/2026
PREPARED BY:	David Taylor, SHEPHERD Project Management Services
ISSUED TO:	Murweh Shire Council

Project Dashboard

Flood Damage Estimate (60% confidence)	Progress of Inspections	DRFA Submission Progress
$14M	95%	0%

Submission Preparation			Submission Approval		Submission Closeout	
Damage Assessment	Cost Estimate	Submission Preparation	Submission Assessment	Submission Approval	Construction	Submission Closeout
Progress Bar						

Key Dates

Emergent Works (EW)	24/25 Reconstruction of Essential Public Assets (REPA)	25/26 Reconstruction of Essential Public Assets (REPA)
3 months from date of access - extended	24 months after declaration of disasters Financial Year	24 months after declaration of disasters Financial Year
Date of Access: 24 Dec 2025	Date of Activation: 17 Jan 2025	Date of Activation: 11 May 2026
Closeout Date: 30 June 2026	Closeout Date: 30 June 2027	Closeout Date: 30 June 2028

Project Scope Management

Scope

Project	Scope Change	Status
Delivery of remaining 24/25 REPA Submissions	SHEPHERD Services Appointed for delivery of 207 remaining damages	0% Complete
Engineering Inspection and Assessment – EW Claim Submission	Assessment of outstanding Emergent Works – on hold for Council data	20% Complete
Engineering Inspection and Assessment – REPA Submission 25/26	Alignment of Council Asset Register to RACAS data	60% Complete

Flood Damage Identified Progress Update

Item	Flood Damage Defects (No.)	Estimated Damage Cost (60% Confidence Level)
Roads to Date (95% surveyed)	2481	$13.14M

Flood Damage Inspections Progress Update

Item	Inspections Req'd	Inspections to Date	Actual	Target
Road Condition Survey (km)	3882 km	3882 km	100%	100%
Road Condition Flood Damage Logging (km)	3072 km	2912 km	95%	100%
Culverts Flood Damage Logging	569	569	100%	100%

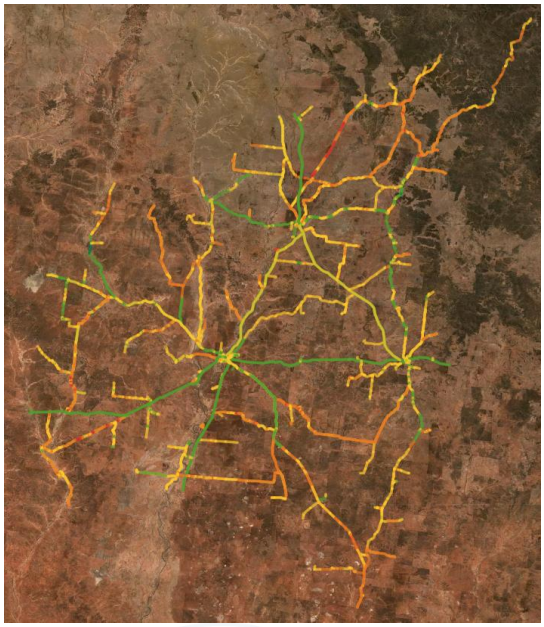

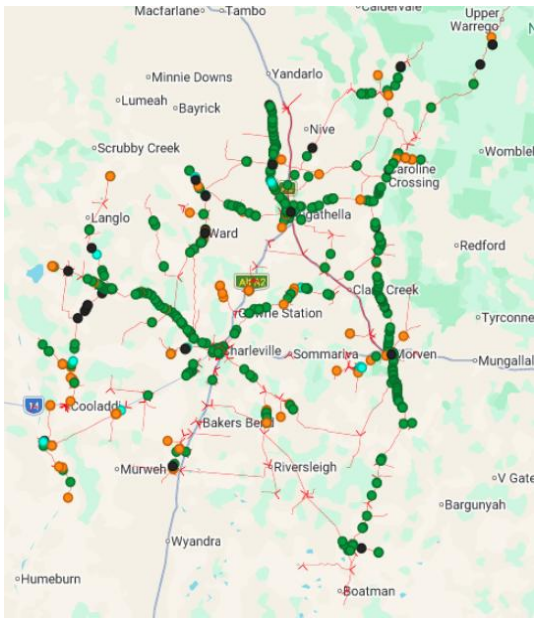

- Bridge - Not Inspected
- Bridge - Inspected No Damage
- Bridge - Inspected Damage
- Bridge - Unable to Inspect
- Bridge - Not Event Related Damage
- Culvert - Not Inspected
- Culvert - Inspected No Damage
- Culvert - Inspected Damage
- Culvert - Unable to Inspect
- Culvert - Not Event Related Damage
- Floodway - Not Inspected
- Floodway - Inspected No Damage
- Floodway - Inspected Damage
- Floodway - Unable to Inspect
- Floodway - Not Event Related Damage

Overview of Flood Damage

Total Flood Damage (All Confidence Levels)	High Confidence	Medium Confidence	Low Confidence
$14M	$9M	$2.5M	$2.5M

Safety

SHEPHERD have reviewed and implemented a Safety and Health Management Plan for the project management works for DRFA works Murweh Shire Council.

Project Schedule Management

SHEPHERD Project Timeline

Monday 1st June Mobilise to site and commence In field detailed inspections and RACAS survey.

SHEPHERD Project Hours to Date

As at 13th July 2026

Emergent Works

Item	Hours
Program Manager	57:59
Program Support Officer	12:30
Technical Support	93:55
Project Accountant	3:30

Damage Assessment and Scoping

Item	Hours
Program Manager	91:45
Civil Works Inspectors	762:00
Program Support Officer	4:00

Project Communications Management

Weekly Call with Murweh Shire Council Superintendent

In hand.

Monthly Report to Murweh Shire Council

In hand.

Project Cost Management

Current Invoicing – SHEPHERD

Invoice 6077 issued on the 30th June 2026.

Project Invoicing – SHEPHERD

Invoicing of work will be in accordance with approved schedule of works and invoiced monthly.

Project Forecast – SHEPHERD – July 2026

Item	Hours
Program Manager	10
Project Engineer/Manager	100
Civil Surveillance Inspectors	250
Project Support Officer	20
Technical Support	150
GIS Specialist	0
Contracts Specialist/Superintendent	40
Project Accountant	20

Project Resource Management

Project Team

Project Oversight – Bruce Scott– CEO – Murweh Shire Council
RLO – Jai Green – Queensland Reconstruction Authority (QRA)
Project Superintendent – Jacob Barton – Director of Engineering Services – Murweh Shire Council
Project Superintendent Rep – Cameron Shields – General Manager C&DR – SHEPHERD
Project Director – Cameron Shields – General Manager C&DR – SHEPHERD
Project Manager – David Taylor – SHEPHERD
Project Accountant – Julianne Peacock - SHEPHERD
Technical Officer – Ashley Edmistone - SHEPHERD
Technical Officer – Aaron Edmistone - SHEPHERD
Technical Officer – Tomas McGovern – SHEPHERD
Civil Inspector QA – Beau Codrington – SHEPHERD
Civil Inspector QA – Mark McPherson - SHEPHERD
Project Support – Tamara Schroter – SHEPHERD

Project Risk Management

Construction Activity Timing

The Emergency Works allowable time period expires on 30th June 2026, all recovery works from now will have to have costs claimed within the REPA submission – **Low Risk**

Submission Development

506 culvert, bridge and floodway assets listed from the Council database have been assessed for event damage. 63 additional assets have been identified to date with QA underway - **Low Risk**

A number of roads within the Shire have been graded making it harder to rely on RACAS imagery for defect identification. The RACAS survey has now been completed with a total of 4030km surveyed including 811km of State Highways. Survey works targeted assets ahead of the current grading works. Supplied EW images and RACAS taken after the storms and flooding will become the main source of evidence but will not capture all damages repaired– **High Risk**

Defect logging of the RACAS survey is at 95% complete with nine roads remaining to be logged (160km). QA of the logging is being processed with 50% of roads completed.

Community Concerns

Inspector discussions with residents reported no issues to date **– Low Risk**

Project Quality Management

Quality Documentation

Quality documentation shall be in accordance with DRFA and Queensland Reconstruction Authority (QRA) guidelines and processes.

Project Procurement Management

Contractor Engagement

All contractors delivering works are to be engaged under Murweh Shire Council procurement policies and guidelines. Invoicing shall be in accordance with contract and purchase order conditions.

Project Stakeholder Management

Stakeholder Engagement

A monthly meeting will be held with Murweh Shire Council, SHEPHERD and the State Authority.

A monthly report will be provided to Murweh Shire Council.

Monthly progress claims will be provided by SHEPHERD and lodged by Murweh Shire Council.

SHEPHERD
Driven Different

GPO Box 422, Brisbane Q 4001

P: (07) 4911 2716
E: info@shepherdservices.com.au
W:shepherdservices.com.au

Shepherd Services Pty ACN 611 140 946

RACAS®
POWERED BY SHEPHERD
road asset condition assessment system

MSC Capital Works

Job Cost Report

Financial Year 2026-2027

ANNUAL BUDGET	YTD EXPENDITURE	MONTHLY EXPENDITURE	% BUDGET SPENT
$30,771,392	$259,138	$259,138	0.8%

PROGRAMS	ACTIVE PROJECTS	FUNDING SOURCES
8	22	9

WBS REPORTING NOTE

WBS roll-up rows are excluded from totals. Activity costs may be shown under their parent WBS context where available. Bold parent totals may not equal the sum of visible activity rows, because supporting activity detail may be filtered or summarised in this report.

Funding Allocation Overview

Jul 2026 • Financial Year 2026-2027

MONTHLY	FY YTD	SOURCES
$259,138	$259,138	9

FUNDING SOURCE	MONTHLY MOVEMENT	FY YTD TOTAL	% OF TOTAL
General Revenue (Council)	$109,379	**$109,379**	42.2%
Housing Support Program	$106,620	**$106,620**	41.1%
Works for Queensland	$28,757	**$28,757**	11.1%
Disaster Ready Fund	$13,566	**$13,566**	5.2%
Local Government Grants and Subsidies Program	$556	**$556**	0.2%
Minor Infrastructure & Inclusive Facilities Fund	$260	**$260**	0.1%
Roads to Recovery	$0	**$0**	0.0%
TIDS	$0	**$0**	0.0%
Sport and Recreation Recovery Program	$0	**$0**	0.0%

YTD Balance Trend by Funding Source

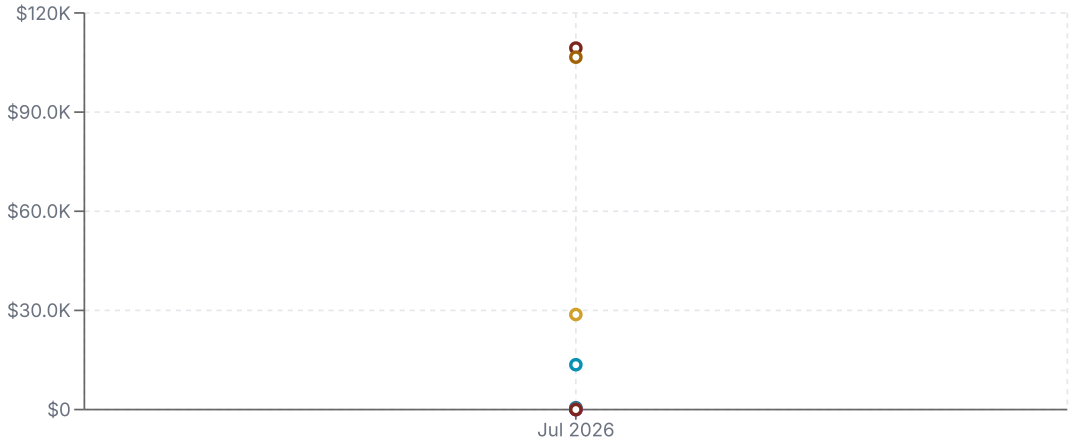

Department of Tourism & Sport

Jul 2026 • Financial Year 2026-2027

MONTHLY	YTD	BUDGET	PRIOR MONTH
$260	$260	$578,289	$0

PROJECT	TOWNSHIP	MONTHLY	YTD	BUDGET	% SPENT
Charleville Showgrounds Amenities	Charleville	$260	$260	$578,289	0.0% (+0.0%)

PROJECT COMMENTARY

Charleville Showgrounds Amenities

Close-out of the punch list has been further delayed due to local contractor availability.

Item	Status
Punch list inspection	Completed 28/07/26
Punch list items complete	63 of 92
Main outstanding items	Clean-up works, painting works to surfaces, and fixing the northern-end toilet to the wall
Planned timing for remaining works	Early August
Final building certification inspection	Expected late August or early September

Council has strongly advised Rebus that commercial arrangements will not be finalised until the final building certification inspection is complete.

Department of Tourism & Sport — Monthly Expenditure Trend



Department of Tourism & Sport — Significant Expenditure

ACCOUNT	DESCRIPTION	PROJECT	THIS MONTH	PRIOR MONTH	YTD

No significant expenditure movements for this program.

Disaster Ready Fund (DRF)

Jul 2026 • Financial Year 2026-2027

MONTHLY	YTD	BUDGET	PRIOR MONTH
$13,566	$13,566	$542,130	$0

PROJECT	TOWNSHIP	MONTHLY	YTD	BUDGET	% SPENT
Local Disaster Coordination Centre	Charleville	$13,566	$13,566	$542,130	2.5% (+2.5%)

PROJECT COMMENTARY

Local Disaster Coordination Centre

Works continued during July, with plumbing and general building works in progress.

Key activities underway include:

- Replacement and fitout of the electrical board.
- Tie-in to the existing on-site back-up generator, with available capacity confirmed as sufficient.
- Removal of the need for an additional standalone generator for the building.
- Ongoing general building works.

July expenditure of $13,566 is consistent with current building labour, materials and fitout activity.

Disaster Ready Fund (DRF) — Monthly Expenditure Trend



Disaster Ready Fund (DRF) — Significant Expenditure

ACCOUNT	DESCRIPTION	PROJECT	THIS MONTH	PRIOR MONTH	YTD
8000-2710-	CH Reno of Murweh Shire LDCC	LDCC	$13,566	$0	**$13,566**
0002	Building - Labour		$12,445	$0	$12,445

Local Government Grants and Subsidies Program (LGGSP)

Jul 2026 • Financial Year 2026-2027

MONTHLY	YTD	BUDGET	PRIOR MONTH
$556	$556	$10,022,500	$0

Local Government Grants and Subsidies Program (LGGSP) — YTD Balance by Township

Project YTD balances grouped by township, with non-location work shown separately.



Charleville
$556 · 100.0%

PROJECT	TOWNSHIP	MONTHLY	YTD	BUDGET	% SPENT
Augathella CED Scheme Upgrade & Design	Augathella	$0	$0	$5,303,558	0.0% (+0.0%)
Charleville Sewerage Treatment Plant Upgrade	Charleville	$556	$556	$4,718,942	0.0% (+0.0%)

PROJECT COMMENTARY

Augathella CED Scheme Upgrade & Design

Absorption trench works are continuing, with the clarifier pit excavated and benched during the reporting period.

The clarifier concrete slab has been poured, with installation of the clarifier planned for August.

Current and upcoming works include:

- Excavation and installation of the chlorine contact tank line to the absorption trenches.
- Commencement of lining and plumbing works for Ponds 1 and 2 in August.

Charleville Sewerage Treatment Plant Upgrade

Progress during the period included installation of scaffolding in the Eastern Imhoff Tank and completion of an inspection. Remediation works are to follow.

- Electrical works are in progress.
- IBC slabs and strip footings were poured.
- The eastern Imhoff Tank inlet wall was poured.

Local Government Grants and Subsidies Program (LGGSP) — Monthly Expenditure Trend

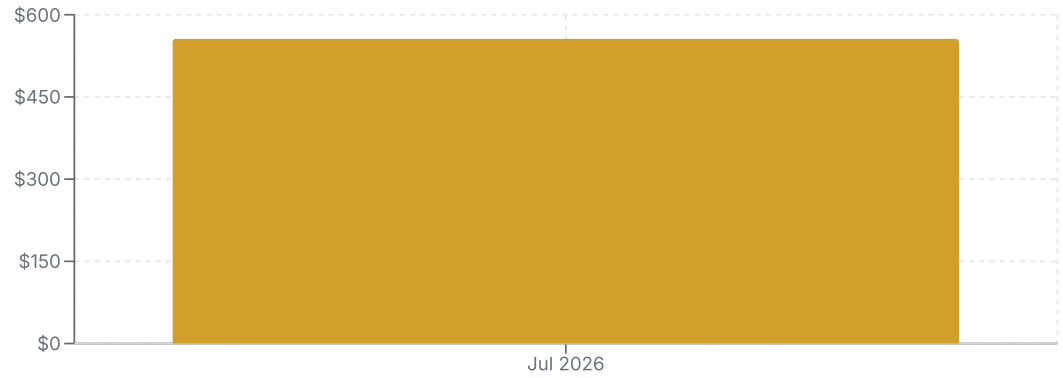

Local Government Grants and Subsidies Program (LGGSP) — Significant Expenditure

ACCOUNT	DESCRIPTION	PROJECT	THIS MONTH	PRIOR MONTH	YTD
8000-5375-	CH STP Upgrade LGSSP 21-24	CVLSTP	$556	$0	**$556**

Renewals

Jul 2026 • Financial Year 2026-2027

MONTHLY	YTD	BUDGET	PRIOR MONTH
$109,379	$109,379	$1,350,000	$0

Renewals — YTD Balance by Township

Project YTD balances grouped by township, with non-location work shown separately.

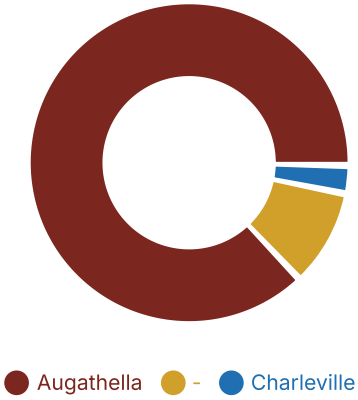

Augathella
$96,541 · 88.3%

-
$10,281 · 9.4%

Charleville
$2,556 · 2.3%

PROJECT	TOWNSHIP	MONTHLY	YTD	BUDGET	% SPENT
Augathella Sewer Renewals	Augathella	$0	$0	$100,000	0.0% (+0.0%)
Augathella Water Renewals	Augathella	$96,541	$96,541	$150,000	64.4% (+64.4%)
Charleville Sewer Renewals	Charleville	$0	$0	$150,000	0.0% (+0.0%)
Charleville Water Renewals	Charleville	$2,556	$2,556	$450,000	0.6% (+0.6%)
Footpath Renewals	-	$10,281	$10,281	$200,000	5.1% (+5.1%)
Kerb & Channel Renewals	-	$0	$0	$150,000	0.0% (+0.0%)
Morven Water Renewals	Morven	$0	$0	$150,000	0.0% (+0.0%)

PROJECT COMMENTARY

Augathella Sewer Renewals

No planned works were undertaken in July 2026 for this project, with focus directed to water renewals during the month.

Augathella Water Renewals

The Cavanagh Street water main has been completed during the reporting period.

Charleville Sewer Renewals

No planned sewer renewal scope was scheduled for July 2026. During the month, focus was directed to water renewals.

Charleville Water Renewals

Installation of new water mains and valves on Elizabeth Street, East Street and Hunter Street to Alfred Street has been completed.

Replacement of the old water main between Deverell Street and Walter Street has commenced.

Footpath Renewals

Renewal works were completed to the footpath and zebra crossing access at Saint Mary's School, Watson Street.

Morven Water Renewals

No works are currently planned at this stage.

Renewals — Monthly Expenditure Trend

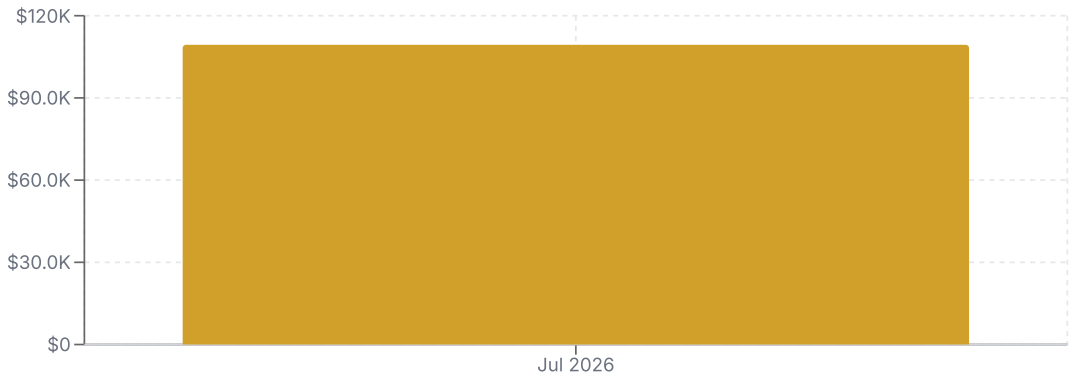

Renewals — Significant Expenditure

ACCOUNT	DESCRIPTION	PROJECT	THIS MONTH	PRIOR MONTH	YTD
8000-5252-	Augathella Water Renew	AUGWR	$96,541	$0	**$96,541**
8001-3040-	Footpaths Annual Allocation	FOOT	$10,281	$0	**$10,281**
4003	Construction		$8,473	$0	$8,473
8000-5254-	Charleville Water Renew	CVLWR	$2,556	$0	**$2,556**

Residential Activation Fund (RAF) / Housing Support Program (HSP)

Jul 2026 • Financial Year 2026-2027

MONTHLY	YTD	BUDGET	PRIOR MONTH
$106,620	$106,620	$13,800,021	$0

PROJECT	TOWNSHIP	MONTHLY	YTD	BUDGET	% SPENT
Aurora Estate	Charleville	$106,620	$106,620	$13,800,021	0.8% (+0.8%)

PROJECT COMMENTARY

Aurora Estate

Progress during the period included contract and agreement activities, tender evaluation, and completion of several site-related items.

Completed since last meeting

- Contract negotiations with Durack were finalised, and the updated contract was issued to Durack for execution.
- Further departures were added by Durack during the final stages.
- The electrical tender closed and responses are under evaluation.
- Rail crossing upgrades were completed.
- Old Chinaman's Pit clearing was completed, with the site burn permit in progress.
- The NBN Master Development Agreement was executed.
- Covenant matters remain ongoing with MSC in-house legal.

Works to be completed prior to the next meeting

- Commence haul road construction.
- Remove legacy Telstra asbestos assets.
- Execute the construction contract.
- Relocate two residents from a water main that traverses the estate.
- Undertake community consultation activities.
- Potential mobilisation of Durack to site.

Residential Activation Fund (RAF) / Housing Support Program (HSP) — Monthly Expenditure Trend

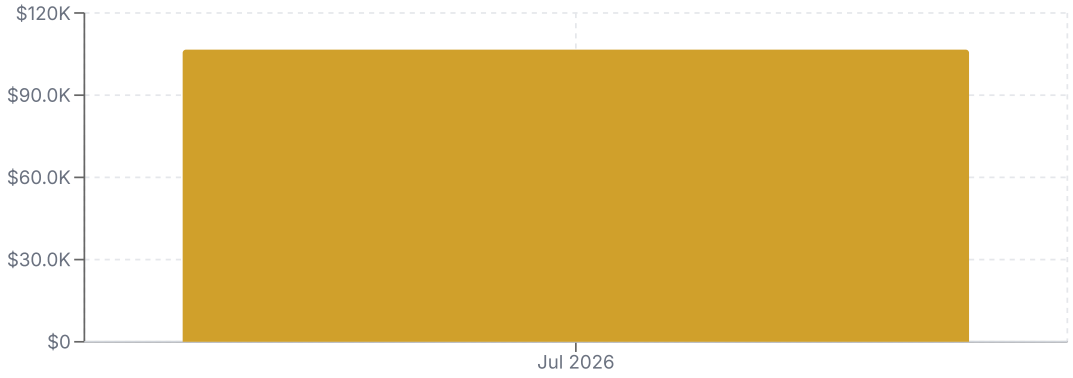

Residential Activation Fund (RAF) / Housing Support Program (HSP) — Significant Expenditure

ACCOUNT	DESCRIPTION	PROJECT	THIS MONTH	PRIOR MONTH	YTD
1500-0040-	Aurora Estate No 3	AURES	$100,979	$0	**$100,979**
0010	MSC Pit Access Works		$100,979	$0	$100,979
1500-0090-	Aurora Estate Stage 2 (RAF)	AURES	$5,642	$0	**$5,642**
0001	Steering Committee Costs		$5,642	$0	$5,642

Sport and Recreation Recovery Program

Jul 2026 • Financial Year 2026-2027

MONTHLY	YTD	BUDGET	PRIOR MONTH
$0	$0	$355,000	$0

PROJECT	TOWNSHIP	MONTHLY	YTD	BUDGET	% SPENT
Charleville Netball Court Surface	Charleville	$0	$0	$150,000	0.0% (+0.0%)
Charleville River Walk Lighting	Charleville	$0	$0	$180,000	0.0% (+0.0%)
Charleville Tennis Court Lighting	Charleville	$0	$0	$25,000	0.0% (+0.0%)

PROJECT COMMENTARY

Charleville Netball Court Surface

Two courts have been completed.

Funding has been secured under SRRG (Sport and Racing), with project costs to be claimed retrospectively. Scoping is also underway for a possible third court replacement.

Charleville River Walk Lighting

The remaining lights have now arrived onsite. Installation scheduling is being coordinated with Council's building crew, with a proposed commencement window between September and November.

Charleville Tennis Court Lighting

New lighting has been installed.

Investigation into the timed switching arrangement is in progress. Costs will be claimed retrospectively once this work is complete.

Sport and Recreation Recovery Program — Monthly Expenditure Trend



Sport and Recreation Recovery Program — Significant Expenditure

ACCOUNT	DESCRIPTION	PROJECT	THIS MONTH	PRIOR MONTH	YTD
No significant expenditure movements for this program.					

Transport Infrastructure Funding (TIDS)

Jul 2026 • Financial Year 2026-2027

MONTHLY	YTD	BUDGET	PRIOR MONTH
$0	$0	$2,123,452	$0

PROJECT	TOWNSHIP	MONTHLY	YTD	BUDGET	% SPENT
Various Road Reseal Bitumen	-	$0	$0	$623,452	0.0% (+0.0%)
Wills Street Rehabilitation/Reseal	-	$0	$0	$1,500,000	0.0% (+0.0%)

PROJECT COMMENTARY

Wills Street Rehabilitation/Reseal

- Reseal works complete.
- Line marking works completed in July.
- Roundabout works yet to be completed.

Transport Infrastructure Funding (TIDS) — Monthly Expenditure Trend



Transport Infrastructure Funding (TIDS) — Significant Expenditure

ACCOUNT	DESCRIPTION	PROJECT	THIS MONTH	PRIOR MONTH	YTD
No significant expenditure movements for this program.					

Works for Queensland (W4QLD)

Jul 2026 • Financial Year 2026-2027

MONTHLY	YTD	BUDGET	PRIOR MONTH
$28,757	$28,757	$2,000,000	$0

PROJECT	TOWNSHIP	MONTHLY	YTD	BUDGET	% SPENT
Charleville Airport Masterplan	Charleville	$0	$0	$50,000	0.0% (+0.0%)
Council Facility Infrastructure Program	-	$28,757	$28,757	$600,000	4.8% (+4.8%)
King Edward Park Precinct Masterplan	Charleville	$0	$0	$50,000	0.0% (+0.0%)
Town Street Rehabilitation Program	-	$0	$0	$600,000	0.0% (+0.0%)
Water & Sewerage Infrastructure Program	-	$0	$0	$700,000	0.0% (+0.0%)

PROJECT COMMENTARY

Charleville Airport Masterplan

Works are complete.

Council Facility Infrastructure Program

Depot works progressed at Morven and Charleville during the month.

Location	Update
Morven Depot	Works are nearing completion.
Charleville Depot	Additional works are ongoing, including additional skillion structures.

King Edward Park Precinct Masterplan

Tendering is in progress, with the consultant yet to be appointed.

Following appointment, the master plan scope is expected to be completed within approximately two months.

Town Street Rehabilitation Program

Remediation works are pending a decision on the removal of garden plots in Main, Russell and Cavanagh Streets.

- Information has been issued for inclusion in the Murweh Mail as a community notice.
- Once the garden plot decision is finalised, works will commence immediately.
- This approach is intended to align remediation works with the proposed reseal program in October to December.

Water & Sewerage Infrastructure Program

Scoping activities continued during Jul 2026 across priority water and sewerage assets.

Asset/Location	Status
Charleville SPS repairs	Scoping continued
Morven Reservoir	Additional scoping works in progress
Augathella Reservoir	Additional scoping works in progress

Works for Queensland (W4QLD) — Monthly Expenditure Trend



Works for Queensland (W4QLD) — Significant Expenditure

ACCOUNT	DESCRIPTION	PROJECT	THIS MONTH	PRIOR MONTH	YTD
8000-2590-	Council Facility Infras Progam	CFIP	$28,757	$0	**$28,757**
4010	Cvl Works Depot Office Block		$28,733	$0	$28,733

12.2 ACCEPTANCE OF NEW SUPPLIERS - PREFERRED SUPPLIER PANEL FOR TRADE SERVICES 2026-2027

Author: **Director Engineering Services**

Authoriser: **Chief Executive Officer**

RECOMMENDATION

That Council:

1. Accept the following three (3) new suppliers onto the Preferred Supplier Panel for Trade Services 2026-2027, established under section 233 of the Local Government Regulation 2012:
   - HLA Electrical Pty Ltd — Electrical / Air-Conditioning & Refrigeration
   - M & K Construction Group Pty Ltd — Building & Carpentry
   - Wired Wright Electrical Pty Ltd — Electrical / Air-Conditioning & Refrigeration
2. Note the following six (6) existing panel suppliers have submitted renewal documentation and are confirmed on the Panel for the 2026-2027 financial year:
   - Brayley Electrical Pty Ltd — Electrical / Air-Conditioning & Refrigeration
   - Charleville Refrigeration & Electrical - Electrical / Air-Conditioning & Refrigeration / Building & Carpentry
   - NHC Auto Refrigeration — Air-Conditioning & Refrigeration
   - Pato's Electrical and Refrigeration — Electrical / Air-Conditioning & Refrigeration
   - South West Tech — Electrical / Air-Conditioning & Refrigeration
   - Young's Welding Works Pty Ltd — Metal Fabrication & Welding

BACKGROUND

At its Ordinary Council Meeting held on 22 August 2025, Council resolved under Resolution 210/25 (Item 12.3) to establish a Preferred Supplier Panel for Trade Services for the 2025-2026 financial year. The Panel covers five trade categories: Electrical; Air-Conditioning & Refrigeration; Plumbing; Building & Carpentry (including concreting and handyman services); and Metal Fabrication & Welding.

At its Ordinary Council Meeting held on 16 June 2026, Council resolved under Resolution 218/26 (Item 12.3) to extend the existing Panel for a further 12 months to 30 June 2027, and to publicly advertise the Panel to invite applications from new suppliers for the 2026-2027 financial year. Existing panel suppliers were contacted by email and requested to submit updated schedule of rates and insurance certificates of currency as a condition of continued participation.

Council's public advertisement for new suppliers closed on Friday 24 July 2026.

Purpose

This report seeks Council's approval to accept three new suppliers onto the Preferred Supplier Panel for Trade Services 2026-2027, and to note the confirmation of five existing panel suppliers for the 2026-2027 financial year.

Discussion

New Supplier Applications

Tenders were publicly advertised and closed on Friday 24 July 2026. Three applications were received from suppliers not previously on the Panel. All applications have been assessed against the tender requirements, including insurance coverage, trade licences and qualifications, schedule of rates, and WH&S compliance. The three applicants listed are considered suitable for inclusion on the Panel.

Existing Panel Renewals

Six of the existing panel suppliers submitted renewal documentation prior to the closing date of 24 July 2026. These suppliers have been confirmed on the Panel for 2026-2027 on the basis of their updated schedule of rates and insurance certificates of currency, consistent with the renewal process approved by Council.

It is noted that the remaining existing panel suppliers who were on the 2025-2026 Panel did not submit renewal documentation and will not be carried over to the 2026-2027 Panel.

Consultation

The Director of Engineering Services has been consulted in the preparation of this report.

Financial Risks

No direct financial cost is associated with accepting new suppliers onto the Panel or confirming renewal of existing suppliers. Costs associated with individual trade service engagements will continue to be drawn from Council's approved operational and capital budgets. No additional financial risks are identified.

Environmental Risks

No environmental risks are identified. Individual trade service engagements will continue to be managed in accordance with Council's usual site management, environmental compliance, and Work Health and Safety requirements.

Social Risk

The inclusion of new trade suppliers supports open market access and provides additional capacity for Council to engage qualified local and regional tradespeople. No adverse social risks are identified.

Legal Risk

Acceptance of new suppliers onto the Panel by Council resolution is consistent with section 233 of the *Local Government Regulation 2012* and with the process approved by Council when the Panel was established. All new and renewing suppliers are required to hold current insurance certificates of currency and relevant trade licences and qualifications as a condition of panel participation. No legal risks are identified beyond those ordinarily associated with trade service engagements.

REFERENCES

- Local Government Act 2009 (Qld)
- Local Government Regulation 2012 (Qld), section 233 — Exception for a preferred supplier arrangement
- Work Health and Safety Act 2011 (Qld)
- Financial Delegations Policy FIN-013

LINK TO CORPORATE PLAN

1.1.1 Council has in place strategic decision-making frameworks to identify, prioritise, and meet current and future needs .

1.3.1 Council has in place operational systems and capacity to deliver strategic priorities and core operations.

ATTACHMENTS

Nil

12.3 ACCEPTANCE OF NEW SUPPLIERS - PREFERRED SUPPLIER PANEL FOR THE HIRE OF PLANT AND EQUIPMENT 2026-2027

Author: **Director Engineering Services**

Authoriser: **Chief Executive Officer**

RECOMMENDATION

That Council:

1. Accept the following nine (9) new suppliers onto the Preferred Supplier Panel for the Hire of Plant and Equipment 2026-2027, established under section 233 of the Local Government Regulation 2012:
    - Ace Rental
    - Big Scotty Grader Hire Pty Ltd
    - Dreamtime Projects Group Pty Ltd
    - Hastings Deering (Australia) Limited
    - KHB Construction Pty Ltd
    - National Civil
    - Specialised Pavement Services Pty Ltd
    - Steven Godsell Pty Ltd
    - THE Stabilising
2. Note the following nineteen (19) existing panel suppliers have submitted renewal documentation and are confirmed on the Panel for the 2026-2027 financial year:
    - BK Hire Pty Ltd
    - Brooks Hire Service Pty Ltd
    - Charleville Haulage
    - Charleville Truck and Bobcat
    - Comac Earthmoving Trust
    - Ellis Profiling QLD Pty Ltd
    - Hamil Hire Pty Ltd
    - Jason Bell Contracting Pty Ltd
    - MJ Smith Ground Preparation Pty Ltd
    - Pipe Management Australia Pty Ltd
    - Rollers Queensland
    - Russell's Grader Hire Pty Ltd
    - Schmidt Plant Hire Pty Ltd
    - Sherrin Rentals Pty Ltd
    - Sidedump Industries Australia Pty Ltd
    - Suffcon Pty Ltd
    - Suncoast Roadmarking

- Tolbra Earthmovers and Haulage
- United Rentals Australia Pty Ltd

BACKGROUND

At its Ordinary Council Meeting held on 22 August 2025, Council resolved under Resolution 209/25 (Item 12.2) to establish a Preferred Supplier Panel for the Hire of Plant and Equipment (wet and dry hire) for the 2025-2026 financial year.

At its Ordinary Council Meeting held on 16 June 2026, Council resolved under Resolution 217/26 (Item 12.2) to extend the existing Panel for a further 12 months to 30 June 2027, and to publicly advertise the Panel to invite applications from new suppliers for the 2026-2027 financial year. Existing panel suppliers were contacted by email and requested to submit updated schedule of rates and insurance certificates of currency as a condition of continued participation.

Council's public advertisement for new suppliers closed on Friday 24 July 2026.

Purpose

This report seeks Council's approval to accept nine (9) new suppliers onto the Preferred Supplier Panel for the Hire of Plant and Equipment 2026-2027, and to note the confirmation of nineteen (19) existing panel suppliers for the 2026-2027 financial year.

Discussion

New Supplier Applications

Tenders were publicly advertised and closed on Friday 24 July 2026. Nine applications were received from suppliers not previously on the Panel. All applications have been assessed against the tender requirements, including insurance coverage, schedule of rates, and WHS compliance. The nine applicants listed are considered suitable for inclusion on the Panel.

Existing Panel Renewals

19 of the existing panel suppliers submitted renewal documentation prior to the closing date of 24 July 2026. These suppliers have been confirmed on the Panel for 2026-2027 on the basis of their updated schedule of rates and insurance certificates of currency, consistent with the renewal process approved by Council.

The remaining existing panel suppliers who were on the 2025-2026 Panel but did not submit renewal documentation will not be carried over to the 2026-2027 Panel.

Consultation

The Director of Engineering Services has been consulted in the preparation of this report.

Financial Risks

No direct financial cost is associated with accepting new suppliers onto the Panel or confirming renewal of existing suppliers. Costs associated with individual engagements will continue to be drawn from Council's approved operational and capital budgets. No additional financial risks are identified.

Environmental Risks

No environmental risks are identified. Individual field engagements will continue to be managed in accordance with Council's usual site management and environmental compliance requirements.

Social Risk

The inclusion of new suppliers — including local and regional businesses — supports open market access and local industry participation. No adverse social risks are identified.

Legal Risk

Acceptance of new suppliers onto the Panel by Council resolution is consistent with section 233 of the *Local Government Regulation 2012* and with the process approved by Council when the Panel was established. All new and renewing suppliers are required to hold current insurance certificates of currency as a condition of panel participation. No legal risks are identified beyond those ordinarily associated with plant hire engagements.

REFERENCES

- Local Government Act 2009 (Qld)
- Local Government Regulation 2012 (Qld), section 233 — Exception for a preferred supplier arrangement
- Financial Delegations Policy FIN-013

LINK TO CORPORATE PLAN

1.1.1 Council has in place strategic decision-making frameworks to identify, prioritise, and meet current and future needs .

1.3.1 Council has in place operational systems and capacity to deliver strategic priorities and core operations.

2.4.1 Road and street infrastructure investment is strategic and effective to accomplish maintenance priorities and development opportunities

ATTACHMENTS

Nil

12.4 PURCHASE OF SMOOTH DRUM ROLLER - TENDER DR1. 26-27

Author: **Director Engineering Services**

Authoriser: **Chief Executive Officer**

RECOMMENDATION

That Council

1. Approve the purchase of one (1) Caterpillar CS16 Smooth Drum Roller from Hastings Deering for a total cost of $269,200 (excl. GST), in accordance with the approved Plant Replacement Schedule.

BACKGROUND

Unit 191 Smooth Drum Roller is due for replacement under Council's approved Plant Replacement Schedule. To identify a suitable replacement, Council invited tenders from three suppliers, with two submissions received, and assessed each against the criteria set out in the tender documentation in accordance with Council's Procurement Policy.

Purpose

The purpose of this report is to present the outcome of the tender evaluation and seek Council's approval to purchase a replacement Smooth Drum Roller for Unit 191.

Discussion

Tender Evaluation

The evaluation panel's assessment is summarised below:

Rank	Tenderer	Evaluation Score
1	Hastings Deering - Caterpillar CS16	281
2	Tutt Bryant Equipment - Bomag BW216DSL	231

The Hastings Deering submission for the Caterpillar CS16 achieved the highest evaluation score and is recommended for the following reasons:

- Proven performance: Caterpillar is a trusted and proven brand within Council's fleet, with previous purchases delivering reliable and effective performance.
- After-sales service: Hastings Deering provides local field service technicians based in Roma, supported by a professional parts network, ensuring rapid and efficient maintenance response times.
- Operator usability: The Caterpillar CS16 meets all of Council's operational, safety, efficiency, and comfort requirements.
- Warranty: The unit carries a comprehensive warranty of 84 months or 4,000 operating hours, providing strong long-term value and protection.

Consultation

The tender was evaluated by a panel of Council staff in accordance with Council's procurement requirements.

Financial Risks

The purchase price of $269,200 (excl. GST) is provided for under Council's approved Plant Replacement Schedule. Value for money was tested through a competitive tender process conducted in accordance with Council's Procurement Policy, and no financial risks have been identified.

Environmental Risks

N/A

Social Risk

N/A

Legal Risk

The tender process was conducted in accordance with Council's Procurement Policy and the sound contracting principles of the *Local Government Act 2009*. No legal risks have been identified.

REFERENCES

- Local Government Act 2009
- Local Government Regulation 2012
- Murweh Shire Council Procurement Policy

LINK TO CORPORATE PLAN

1.1.1 Council has in place strategic decision-making frameworks to identify, prioritise, and meet current and future needs .

1.3.1 Council has in place operational systems and capacity to deliver strategic priorities and core operations.

2.4.1 Road and street infrastructure investment is strategic and effective to accomplish maintenance priorities and development opportunities

ATTACHMENTS

1. Caterpillar CS16 Drum Roller Key Features ⇩



Cat® CS16

Smooth Drum Vibratory Soil Compactor

The Cat® CS16 Vibratory Soil Compactor features a smooth drum and is ideally suited for granular soil applications or cohesive soil applications with the use of an optional padfoot shell kit. A reliable propel system improves performance and efficiency and compaction technology solutions help you reach target density faster.

Efficient Power

- Built around a dual pump propel system, two pumps provide separate dedicated flow to the drum drive motor and rear axle motor for exceptional gradeability and traction in forward and reverse.
- Powered by a Cat® C7.1 engine that emits equivalent to U.S. EPA Tier 3 and EU Stage IIIA.
- Eco-mode limits engine RPM helping to reduce fuel consumption.
- Engine Idle Shutdown Timer reduces fuel burn and unnecessary idle time by shutting down the machine after a pre-set idling period.
- A variable speed cooling fan operates at the lowest possible speed for optimal cooling.
- Bolt-on leveling blade option increases machine versatility.

Exceptional Compaction Performance

- High static linear loads and amplitudes.
- Exclusive eccentric weight design provides high reliability, smooth performance and low noise.
- Automatic Speed Control and Auto-vibe functions make it easy to ensure consistent, high-quality compaction.
- The Variable Frequency option provides a wide range of frequencies to help maximize compaction performance.
- Increase machine versatility with the addition of an oval or square padfoot shell kit, allowing your smooth drum machine to compact semi-cohesive and cohesive materials.

Safe and Comfortable Work Environment

- A rear vision camera with large color touchscreen display enhances visibility for more complete operator control and safety.
- The pivoting seat with integrated multifunction LCD display and control console move with the operator.
- Outstanding visibility to the front and rear of machine.
- Low sound levels and vibration for greater operator comfort and productivity.
- Operators are protected from the elements by a standard equipped sun canopy, optional ROPS/FOPS canopy or optional climate-controlled ROPS/FOPS cab with hinged glass windows.

Enhance Quality and Productivity with Technology

- Optional Cat Compact technologies help you consistently meet compaction targets faster, more uniformly, and in fewer passes – saving on fuel and reducing rework and material costs.
  - Exclusive Machine Drive Power (MDP) is an energy-based measurement and can be used on all soil types.
  - Compaction Meter Value (CMV) is an accelerometer-based measurement for granular soils.

Cat® CS16 Smooth Drum Vibratory Soil Compactor

Virtually Maintenance Free

- Maintenance-free hitch with sealed-for-life bearings.
- Ground-level access to the engine compartment and cooling module for easy service and fluid sampling.
- Monitor fluid conditions with regular sampling to help extend change intervals up to 500 hours engine oil, 3000 hours eccentric housing and hydraulic oil, and 12000 hours coolant.
- Extended maintenance intervals not only reduce downtime but decrease the amount of fluid and filters that are replaced over the life of the machine.
- VisionLink® takes the guesswork out of managing your entire fleet–regardless of size or equipment manufacturer*–by providing maintenance needs, machine hours, location, fuel usage, idle time, diagnostic codes, and more through interactive dashboards on your mobile device or desktop, helping you make informed decisions that lower costs, simplify maintenance, and improve safety and security on your jobsite.

* *Data field availability can vary by equipment manufacturer and is provided through an application programming interface (API).*

Vibratory Soil Compactor Selection Guide

This chart helps you select which model is best suited for your work. Not all models listed are available in each region. Contact your Cat dealer representative for more information.

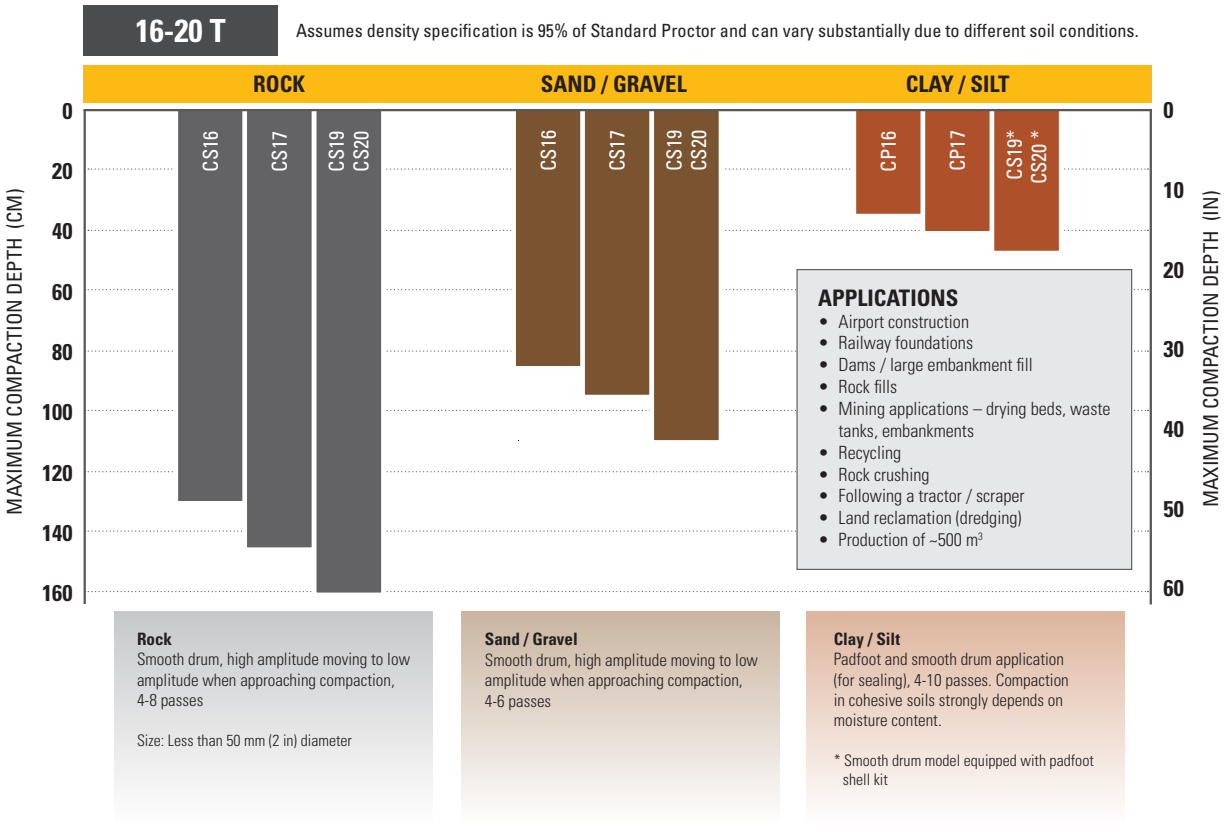

Cat® CS16 Smooth Drum Vibratory Soil Compactor

Standard and Optional Equipment

Standard and optional equipment may vary. Consult your Cat dealer for details.

	Standard	Optional
OPERATOR ENVIRONMENT		
Steel Sun Canopy with Handrails, Floor Mat, Vinyl Seat	✓	
ROPS/FOPS Canopy with Handrails, Floor Mat, Vinyl Seat		✓
ROPS/FOPS Cab with Climate Control, Cloth Seat, Exterior Rear View Mirrors		✓
Sun Visor (Cab)		✓
Roll-Down Screen (Cab)		✓
Adjustable Seat with Integrated Console	✓	
LCD Display with Lockable Vandalism Guard	✓	
Adjustable Tilting Steering Column with Integrated Cup Holders	✓	
Rear Vision Camera System with Color Touchscreen Display	✓	
High Visibility 50 mm (2 in) Seat Belt	✓	
12-volt Power Outlet	✓	
Horn, Backup Alarm	✓	
VIBRATORY SYSTEM		
Smooth Drum	✓	
Removable Shell Kit – Oval or Square Pads		✓
Pod-Style Eccentric Weight Housings	✓	
Dual Amplitude, Single Frequency	✓	
Variable Frequency		✓
Auto-vibe Function	✓	
Single Adjustable Steel Scraper	✓	
Dual Adjustable Steel Scrapers		✓
Dual Adjustable Polyurethane Scrapers		✓
Leveling Blade		✓
TECHNOLOGY SOLUTIONS		
VisionLink®	✓	
Measure – Machine Drive Power (MDP)		✓
Measure – Compaction Meter Value (CMV)		✓

	Standard	Optional
POWERTRAIN		
Cat® C7.1 Engine	✓	
Air Cleaner, Dual Element	✓	
Three Speed Throttle Switch including Eco-mode	✓	
Automatic Speed Control (ASC)	✓	
Dual Propel Pumps; One for Drum Drive, One for Rear Axle	✓	
Fuel Filter, Water Separator, Priming Pump, Water Indicator	✓	
Tilting Radiator / Hydraulic Oil Cooler	✓	
Dual Braking System	✓	
Two-Speed Hydrostatic Transmission	✓	
Limited Slip Differential	✓	
Transmission Guard		✓
ELECTRICAL		
24 volt Electrical System	✓	
100 ampere Alternator	✓	
750 Cold-cranking Amps Battery Capacity	✓	
OTHER		
Lockable Engine Enclosure, Hydraulic and Fuel Tanks	✓	
Sight Gauges for Hydraulic Oil Level and Radiator Coolant Level	✓	
S•O•S℠ Sampling Values: Engine Oil, Hydraulic Oil, and Coolant	✓	
Halogen Working Lights (4)	✓	
Halogen Working Lights (8)		✓
Amber Rotating Beacon		✓

Cat® CS16 Smooth Drum Vibratory Soil Compactor

Technical Specifications

Engine and Powertrain		
Engine Model	Cat C7.1	
Emissions	U.S. EPA Tier 3, EU Stage IIIA equivalent	
Engine Power – ISO 14396:2002	129 kW	173 hp
Gross Power – SAE J1995:2014	130.2 kW	174.6 hp
Net Power – ISO 9249:2007*	108.5 kW	145.5 hp
Net Power – SAE J1349:2011*	107.2 kW	143.8 hp
Number of Cylinders	6	
Displacement	7 L	427.8 in^3
Stroke	135 mm	5.3 in
Bore	105 mm	4.1 in
Max. Travel Speed (Forward or Reverse)	11.4 km/h	7.1 mph
Theoretical Gradeability, with or without vibration**	57%	

* *Net power advertised is the power available at the engine flywheel when equipped with a fan at maximum speed, air cleaner, and alternator.*

** *Actual gradeability may vary based on site conditions and machine configuration. Refer to the Operation and Maintenance Manual for more information.*

Vibratory System		
Frequency		
Standard	28 Hz	1680 vpm
During Eco-mode Operation	25.5 Hz	1527 vpm
Optional Variable Frequency	23.3-28 Hz	1400-1680 vpm
Nominal Amplitude @ 28 Hz (1680 vpm)		
High	2.1 mm	0.083 in
Low	0.98 mm	0.039 in
Centrifugal Force @ 28 Hz (1680 vpm)		
Maximum	335 kN	75,234 lb
Minimum	156 kN	35,163 lb
VM Class at High Amplitude (Cab Configuration)	VM5	
Static Linear Load		
Steel Sun Canopy	48.9 kg/cm	274 lbs/in
ROPS/FOPS Canopy	49.2 kg/cm	275.5 lbs/in
ROPS/FOPS Cab	49.4 kg/cm	276.6 lbs/in

Weights		
Operating Weight		
Steel Sun Canopy	15 565 kg	34,315 lb
ROPS/FOPS Canopy	15 735 kg	34,690 lb
ROPS/FOPS Cab	16 143 kg	35,589 lb
Weight at Drum		
Steel Sun Canopy	10 440 kg	23,016 lb
ROPS/FOPS Canopy	10 500 kg	23,149 lb
ROPS/FOPS Cab	10 542 kg	23,241 lb
Overall Weight Increase with Optional Attachments		
Oval Padfoot Shell Kit	1517 kg	3344 lb
Square Padfoot Shell Kit	1676 kg	3695 lb
Leveling Blade	653 kg	1440 lb

Operating weights are approximate and consider full fluids and 80 kg (176 lb) operator. Cab weights include heat and air conditioning.

Optional attachment weight reflects the overall weight of the attachment itself, not the weight of the attachment installed on the machine.

Service Refill Capacities		
Fuel Tank	332 L	87.7 gal
Cooling System	28.3 L	7.5 gal
Heating System	1.2 L	0.3 gal
Engine Oil with Filter	17.4 L	4.6 gal
Eccentric Weight Housings (combined)	26 L	6.9 gal
Axle and Final Drives	18 L	4.8 gal
Hydraulic Tank	50 L	13.2 gal

Cat® CS16 Smooth Drum Vibratory Soil Compactor

Technical Specifications

Dimensions			
1A	Overall Length	6.1 m	19.8 ft
1B	Optional Leveling Blade	6.5 m	21.5 ft
2A	Overall Width	2.3 m	7.7 ft
2B	Optional Leveling Blade	2.5 m	8.2 ft
3	Drum Width	2134 mm	84 in
4	Drum Shell Thickness	40 mm	1.6 in
5	Drum Diameter	1534 mm	60.4 in
6	Overall Height		
	Canopy	3.1 m	10.2 ft
	Cab	3.1 m	10.2 ft
7	Wheelbase	2.9 m	9.5 ft
8	Ground Clearance	427 mm	16.8 in
9	Curb Clearance	489 mm	19.3 in
10	Optional Leveling Blade Height	683 mm	26.9 in
	Inside Turning Radius	3.7 m	12.1 ft
	Hitch Articulation Angle	34°	
	Hitch Oscillation Angle	15°	

Optional Padfoot Shell Kits		
Number of Pads	120	
Number of Chevrons	16	
Oval Pads		
Pad Height	89.1 mm	3.5 in
Pad Face Area	63.5 cm^2	9.8 in^2
Square Pads		
Pad Height	89.2 mm	3.5 in
Pad Face Area	105.7 cm^2	16.4 in^2

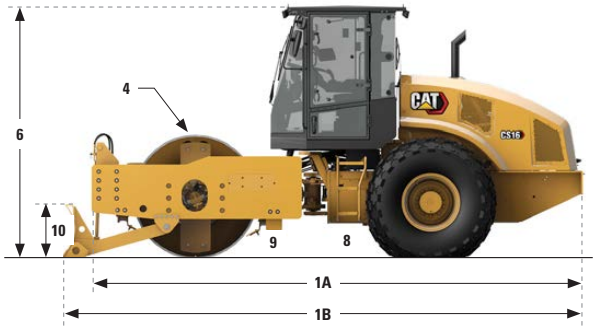

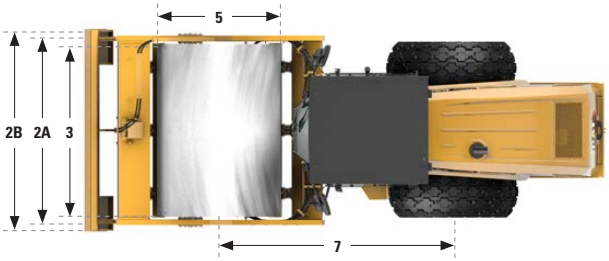

5

Cat® CS16 Smooth Drum Vibratory Soil Compactor

Environmental Declaration

The following information applies to the machine at the time of final manufacture as configured for sale in the regions covered in this document. The content of this declaration is valid as of the date issued; however, content related to machine features and specifications are subject to change without notice. For additional information, please see the machine's Operation and Maintenance Manual.

For more information on sustainability in action and our progress, please visit www.caterpillar.com/en/company/sustainability.html.

ENGINE

- The Cat C7.1 emits equivalent to U.S. EPA Tier 3, EU Stage IIIA.
- Cat engines are compatible with diesel fuel blended with the following lower-carbon intensity fuels* up to:
  - ✓ 20% biodiesel FAME (fatty acid methyl ester)
  - ✓ 100% renewable diesel, HVO (hydrotreated vegetable oil) and GTL (gas-to-liquid) fuels

Refer to guidelines for successful application. Please consult your Cat dealer or "Caterpillar Machine Fluids Recommendations" (SEBU6250) for details.

Tailpipe greenhouse gas emissions from lower-carbon intensity fuels are essentially the same as traditional fuels.

AIR CONDITIONING SYSTEM

The air conditioning system on this machine contains the fluorinated greenhouse gas refrigerant R134a (Global Warming Potential = 1430). The system contains 0.8 kg (1.8 lb) of refrigerant, which has a CO_2 equivalent of 1.144 metric tonnes (1.261 tons).

PAINT

- Based on best available knowledge, the maximum allowable concentration, measured in parts per million (PPM), of the following heavy metals in paint are:
  - Barium < 0.01%
  - Cadmium < 0.01%
  - Chromium < 0.01%
  - Lead < 0.01%

SOUND PERFORMANCE

Operator Sound Pressure Level (ISO 6396:2008) with cooling fan speed at 70% of maximum value – 80 dB(A)

Exterior Sound Power Level (ISO 6395:2008) with cooling fan speed at 100% of maximum value – 109 dB(A)

- The operator sound pressure level is measured according to the test procedures and conditions specified in ISO 6396:2008 for a cab offered by Caterpillar, when properly installed and maintained and tested with the door and windows closed. The measurements were conducted at 70% of the maximum engine cooling fan speed.
- The exterior sound power level is measured according to the test procedures and conditions specified in ISO 6395:2008 for a Caterpillar machine that is properly equipped and maintained. The measurements were conducted at 100% of the maximum engine cooling fan speed.
- Hearing protection may be needed when operating with an open operator station and cab (when not properly maintained for doors/windows open) for extended periods or in noisy environment(s).

OILS AND FLUIDS

- Caterpillar factory fills with ethylene glycol coolants. Cat Diesel Engine Antifreeze/Coolant (DEAC) and Cat Extended Life Coolant (ELC) can be recycled. Consult your Cat dealer for more information.
- Cat BIO HYDO™ Advanced is an EU Ecolabel approved biodegradable hydraulic oil.
- Additional fluids are likely to be present, please consult the Operations and Maintenance Manual or the Application and Installation guide for complete fluid recommendations and maintenance intervals.

FEATURES AND TECHNOLOGY

- The following features and technology may contribute to fuel savings and/or carbon reduction. Features may vary. Consult your Cat dealer for details.
  - Standard Eco-mode limits engine RPM, lowering overall fuel consumption
  - Optional compaction control technology reduces unnecessary passes, increasing operating efficiency
  - Extended maintenance intervals reduce fluid and filter consumption
  - Engine Idle Shutdown Timer reduces unproductive hours and fuel burned
  - Variable speed cooling fan operates at the lowest speed for optimal cooling

RECYCLING

- The materials included in machines are categorized as below with approximate weight percentage. Because of variations of product configurations, the following values in the table may vary.

Material Type	Weight Percentage
Steel	79.40%
Iron	5.96%
Nonferrous Metal	1.04%
Mixed Metal	0.01%
Mixed-Metal and Nonmetal	1.57%
Plastic	0.96%
Rubber	0.76%
Mixed Nonmetallic	0.13%
Fluid	1.61%
Other	2.27%
Uncategorized	6.30%
Total	100%

- A machine with higher recyclability rate will ensure more efficient usage of valuable natural resources and enhance End-of-Life value of the product. According to ISO 16714:2008 (Earthmoving machinery – Recyclability and recoverability – Terminology and calculation method), recyclability rate is defined as percentage by mass (mass fraction in percent) of the new machine potentially able to be recycled, reused or both.

All parts in the bill of material are first evaluated by component type based on a list of components defined by the ISO 16714:2008 and Japan CEMA (Construction Equipment Manufacturers Association) standards. Remaining parts are further evaluated for recyclability based on material type.

Because of variations of product configurations, the following value in the table may vary.

Recyclability – 96%

Cat® CS16 Smooth Drum Vibratory Soil Compactor

Cat® CS16 Smooth Drum Vibratory Soil Compactor

For more complete information on Cat products, dealer services, and industry solutions, visit us on the web at **www.cat.com**

© 2023 Caterpillar
All rights reserved

Materials and specifications are subject to change without notice. Featured machines in photos may include additional equipment.
See your Cat dealer for available options.

CAT, CATERPILLAR, LET'S DO THE WORK, their respective logos, "Caterpillar Corporate Yellow," the "Power Edge" and Cat "Modern Hex" trade dress as well as corporate and product identity used herein, are trademarks of Caterpillar and may not be used without permission.

VisionLink is a trademark of Caterpillar Inc., registered in the United States and in other countries.

QEHQ3098 (12-2023)
Build Number: 03A
(U.S. EPA Tier 3, EU Stage IIIA)

12.5 PURCHASE OF PRIME MOVER - TENDER PM1. 26-27

Author: **Director Engineering Services**

Authoriser: **Chief Executive Officer**

RECOMMENDATION

That Council:

1. Approve the purchase of one (1) Kenworth T659 Prime Mover from Brown and Hurley Toowoomba for a total cost of $509,300.00 (excl. GST).

BACKGROUND

Unit 49 (Hino 700 FS) is due for replacement under Council's approved Plant Replacement Schedule. In accordance with the Local Buy Arrangement - Heavy & Light Plant Machinery (LB345), a single supplier was invited to provide a tender submission, with Brown and Hurley Toowoomba submitting one (1) conforming tender for a Kenworth T659 Prime Mover.

Purpose

The purpose of this report is to present the outcome of the tender process and seek Council's approval to purchase a replacement Prime Mover for Unit 49.

Discussion

The tender from Brown and Hurley Toowoomba is recommended for the following reasons:

- Value for money: The quoted price is consistent with pricing achieved for comparable prime mover purchases tendered by Council in previous financial years.
- Proven performance: Kenworth is a trusted and proven brand within Council's fleet, supplied and supported by Brown and Hurley, and has consistently delivered strong operational performance, durability, and reliability in prime mover operations.
- After-sales service: Brown and Hurley provides local field service support and readily available spare parts from Roma, minimising downtime and ensuring efficient ongoing maintenance.
- Operator usability: The Kenworth T659 meets all operational, safety, efficiency, and operator comfort requirements for Council's prime mover activities.
- Warranty: The vehicle is supplied with comprehensive warranty coverage of 2 years bumper-to-bumper, 5 years or 800,000 km on the engine, 2 years on the transmission, and 4 years on the differentials, providing long-term assurance and reduced risk over the life of the asset.

Consultation

Workplace consultation was undertaken with the operational work areas where the prime mover will be primarily utilised, who confirmed the vehicle meets operational expectations and requirements. The purchase was managed by Council's Engineering Services procurement staff in accordance with the Local Buy Arrangement (LB345).

Financial Risks

The purchase is provided for within Council's approved Plant Replacement Schedule and capital budget. Pricing is fixed under the Local Buy Arrangement (LB345), limiting exposure to cost variation. No financial risks have been identified.

Environmental Risks

The Kenworth T659 complies with current emissions and noise standards. Replacing the ageing Unit 49 is expected to improve fuel efficiency and reduce emissions over the life of the asset.

Social Risk

No social risks have been identified. Workplace consultation with the relevant work areas confirmed no adverse community or workforce impacts are anticipated.

Legal Risk

The purchase was undertaken under the Local Buy Arrangement (LB345), a pre-qualified arrangement consistent with the procurement requirements of the *Local Government Regulation 2012*, minimising probity and contractual risk.

REFERENCES

- Local Government Act 2009
- Local Government Regulation 2012

LINK TO CORPORATE PLAN

1.1.1 Council has in place strategic decision-making frameworks to identify, prioritise, and meet current and future needs .

1.3.1 Council has in place operational systems and capacity to deliver strategic priorities and core operations.

2.4.1 Road and street infrastructure investment is strategic and effective to accomplish maintenance priorities and development opportunities

ATTACHMENTS

1. **Vehicle Specification** ⇩
2. **Kenworth T659 Brochure** ⇩

KENWORTH

Brown & Hurley Toowoomba A043
28-30 Carrington Road

Toowoomba, QL Australia 4350
Phone: 0746907300
Fax: 0746907370
Email: richard,lilburne@brownandhurley.com.au

Murweh Shire Council
Alfred Street

Charleville, QL Australia 4470
Phone: 0746568355
Fax: 0746568355
Contact Email:
Prepared for: Ryan Carr

Vehicle Summary

Unit	
Model:	T659
Type:	Prime Mover
Description:	NEW ORDER
Application	
Intended Serv.:	Bulk Construction Materials
Commodity:	Gravel/Crushed Rock/Sand/Minerals/Ore
Body	
Type:	
Length (mm):	0
Height (mm):	0
Body Weight (kg):	0
Body Width (mm):	0
Trailer	
No. of Trailer Axles:	
Type:	Side Tipper
Length (mm):	20800
Height (mm):	4300
Kingpin Inset (mm):	1430
Corner Radius (mm):	0
Trailer Width (mm):	2500
Restrictions	
Length (mm):	53500
Width (mm):	2500
Height (mm):	4300

Chassis	
Fr Axle Load (kg):	6500
Max Front Load (kg):	6700
Distance at Max Load (%):	30
Rr Axle Load (kg):	16500
Max Rear Load (kg):	17500
Distance at Max Rear Load (%):	50
G.C.M. (kg):	97000
Max G.C.M. Load (kg):	131000
Requested G.C.M. Load (kg):	131000
Distance at Max G.C.M. Load (%):	1
Wheelbase (mm):	4840
Overhang (mm):	1450
Fr Axle to BOC (mm):	1,960
Cab to Axle (mm):	2,880
Cab to EOF (mm):	4,330
Overall Comb. Length (mm):	25370
Road Conditions:	
Class A (I'state hwy/Roads):	100
Class B (Well maintained):	0
Class C (Poorly maintained):	0
Class D (Off-Road):	0
Maximum Grade:	5
Length Max Grade (km):	1
Normal Grade (%):	3
Length Normal Grade (km):	3
Annual Distance (km):	250000
Special Req.	
Australia Wide	

Unpublished options may require review/approval.
Dimensional and performance data for unpublished options may vary from that displayed in PROSPECTOR.

Printed:	26/06/2026 2:06:49 PM	***Complete***	Model Number:	T659
Effective Date:	Jul 1, 2026		Quote/DTPO/CO:	Q54504008
Prepared by:	Richard M Lilburne		Version Number:	52.00



Approved by: _____ **Date:** _____

Unpublished options may require review/approval.
Dimensional and performance data for unpublished options may vary from that displayed in PROSPECTOR.

Printed:	26/06/2026 2:06:49 PM	***Complete***	Model Number:	T659
Effective Date:	Jul 1, 2026		Quote/DTPO/CO:	Q54504008

Prepared by: Richard M Lilburne Version Number: 52.00

KENWORTH

Brown & Hurley Toowoomba A043
28-30 Carrington Road

Toowoomba, QL Australia 4350
Phone: 0746907300
Fax: 0746907370
Email: richard,lilburne@brownandhurley.com.au

Murweh Shire Council
Alfred Street

Charleville, QL Australia 4470
Phone: 0746568355
Fax: 0746568355
Contact Email:
Prepared for: Ryan Carr

Data	Code	Description	Weight
Model			
00006590	S	**T659** Includes radiator, silicon radiator/heater hoses, front axle shock absorbers, PVC covered chassis wiring, grab handles for cab access & at rear of cab/sleeper, fuel tank steps, front tow hitch/hook, rear axle park brakes, colour coded polyester nylon cab & chassis airlines.	8,128
Truck Warranty			
00999000	U	**UPO 205818 - WHEELBASE TO BE 5200MM**	0
Configuration			
00010004	O	**Single steer + tandem drive (6 x 4)**	0
00100044	O	**Bulk Construction Materials** Bricks, sand, gravel	0
00110008	O	**Gravel/Crushed Rock/Sand/Minerals/Ore**	0
00120006	O	**Side Tipper**	0
00140016	O	**Prime Mover with Roadtrain A-Triple trailers.** Semi trailer plus drawbar connection to two trailers. (three trailer plus two dollies). Up to 53.5m overall length.	0
00150005	O	**Drum trailer brakes without ABS/EBSS on trailer**	0
00160001	O	**ADR compliant**	0
00160002	O	**B-Double compliant**	0
00160003	O	**Road Train compliant**	0
00901034	O	**Australia Wide**	0
00951003	O	**Australia**	0
00970100	O	**Speed Limiter - 100km/hr**	0
00980010	O	**Sulphur free operating environment**	0
09000000	O	**High rate GCM (Indicate GCM + % annual dist.)** Used to over-ride the normal GCM limits. Selection of this option acknowledges that Applications Engineering approval has been obtained. (Attach Narrative)	0

Unpublished options may require review/approval.
Dimensional and performance data for unpublished options may vary from that displayed in PROSPECTOR.

Printed: 26/06/2026 2:06:49 PM ***Complete*** Model Number: T659
Effective Date: Jul 1, 2026 Quote/DTPO/CO: Q54504008

Prepared by: Richard M Lilburne Version Number: 52.00

Data	Code	Description	Weight
		N900 0 138 TONNE N901 0 138T @ 1% OF TIME	
Kits			
11000007	S	**No fuel haul kit**	0
13000004	O	**Severe Service Kit**	0
Engine & Equipment			
21015119	O	**Cummins X15 Euro VI Performance 625HP / 2050lbft.** 616HP @ 1800 rpm, 2050lbft torque @ 1000-1400 rpm. 2000rpm max governed speed. 15.0 litre displacement. ADR80/04 compliant. Six cylinder in-line turbocharged air-to-air aftercooled, Aluminium flywheel housing. Fleetguard combination full flow & by-pass oil filters & integral oil cooler. Cummins road speed limiter, KW spin on water filter.	0
21301580	O	**X15 engine warranty - 5 yr or 800,000km** or 12,000 hours or 400,000L fuel burn coverage - all emissions levels	0
21500113	O	**SMA mounted in chassis - Dual side of cab exhaust** (SMA mtd RHS in chassis)	8
22000017	S	**Dual SS exhaust shield (no letters)** - Polished shield - on 2.1m cab models, use only with sleeper	0
22500331	S	**Dual curved chrome 5" tailpipe - min height**	0
23500035	O	**Fuel Pro fuel filter/water separator** Cummins ISX/Signature Engine Family only.	0
24000040	S	**Cummins 8.8 l/s (18.7cfm) compressor**	0
25000001	S	**12V starter with key switch**	0
25500061	O	**PACCAR 15" SS air cleaners - for raised intakes** (Stainless Steel cowl mtd air cleaners)	-1
25800018	O	**Donaldson air rams (2) to suit 6" raised intakes**	2
25900007	O	**Raised 6" SS air intakes without logo - dual** polished stainless 6 inch diameter intake pipes	10
26200090	O	**220A non isolated brushless alternator (X15/QSK)**	8
26500001	S	**12 volt cab/chassis electrics** (unless otherwise specified in Misc Air Equipment, trailer connections will also be 12V)	0
26500004	O	**Power distribution box** (suits multi-trailer combinations)	5
26500010	S	**Urea metering device** - required with SCR or SMA exhaust systems	0
27000080	S	**Cummins engine brake, steering wheel mtd switches**	0

Unpublished options may require review/approval.
Dimensional and performance data for unpublished options may vary from that displayed in PROSPECTOR.

Printed: 26/06/2026 2:06:49 PM ***Complete*** Model Number: T659
Effective Date: Jul 1, 2026 Quote/DTPO/CO: Q54504008

Prepared by: Richard M Lilburne Version Number: 52.00

Data	Code	Description	Weight
27500005	O	**Radiator mounted bug screen**	1
28500001	S	**Horton single speed fan clutch**	0
29000010	O	**Button type rear engine mounts** with Severe Service kit.	0
Transmission & Clutch			
31024310	O	**Eaton Fuller RTLO22918B transmission** 2250lbft torque, 18 speed overdrive.	0
31263315	O	**Eaton ext. warranty-2 yrs Manual Duty Cycle B** - Covers all Eaton Fuller manual transmission series used in Duty Cycle B applications with GCMs between 97T and 142T. Warranty is extended to 2 years or 600,000km and is conditional on Eaton's list of warranty inclusions and exclusions. Vehicles over 130T GCM will require Eaton Engineering approval before warranty will be accepted.	0
32028117	O	**2250lbft Easy Pedal Advantage 3 - VCT+ clutch** (manual adjust)	0
34099000	U	**UPO 205819 - SPL 250 GREASEABLE MAIN DR** IVELINE WITH ONE CB	65
34500020	O	**SPL 170 GREASEABLE interaxle driveline - tandem** (SPICER Series) Life Sealed Can. Driveline yokes are half round (full round when Sisu fitted).	0
35000001	O	**Extended grease line to clutch bearing**	2
35000002	O	**Extended grease line to clutch shaft**	4
35000005	S	**Isolated gearshift lever** (T9 includes stainless steel gearshift surround)	0
35000010	S	**Transmission oil cooler**	0
35000311	O	**Aftermarket trans PTO NOT with a factory switch** - use with a constant drive trans PTO or when a switch will also be fitted aftermarket.	0
37000020	O	**Remote transmission breather**	2
Axles & Equipment			
41026035	O	**MERITOR MFS73 (7.3t capacity)** (single steer) Includes standard warranty: 48 Months/800,000 kms (excluding wheel end equipment).	27
41226030	O	**Meritor 16.5x6 LA(Q+) front drum brakes (single)** on Meritor MFS73 and FL941 front axles	0
41500167	O	**Front springs, 7.2t taper leaf (> 9" susp)**	0
41800011	O	**2 HD steel piloted front hubs & drums - 285PCD** (MFS73/D2000F)	5

Unpublished options may require review/approval.
Dimensional and performance data for unpublished options may vary from that displayed in PROSPECTOR.

Printed: 26/06/2026 2:06:49 PM ***Complete*** Model Number: T659
Effective Date: Jul 1, 2026 Quote/DTPO/CO: Q54504008

Prepared by: Richard M Lilburne Version Number: 52.00

Data	Code	Description	Weight
42000020	S	**TRW Ross TAS 85 power steering**	0
42500008	S	**Automatic Slack Adjusters (single steer)**	0
42900456	O	**REAR AXLE RATIO-4.56**	0
43022367	O	**DANA SPICER D50-170 - dual diff locks** 22.7t GAW (tandem). Cross wheel diff locks applied to both drive axles. Includes standard warranty: GCM <131T, 48 Months/800,000 kms (excluding wheel end equipment).	20
43226002	O	**HD (P-type) Meritor rear drum brakes (tandem)** per Severe Service	4
43503005	O	**Neway AD246/10 10", 20.8T GAWR (tandem)** extra heavy duty airbag suspension, 21.0T GAWR with S10 permit.	359
43700160	O	**Rear Axle spacing 1422mm - Neway tandem drive** NOTE - axles are located by suspension components which may move longitudinally with variances of vertical load or installation angles.	0
43800012	O	**4 Steel piloted rear hubs & drums - 285PCD** (R-series)	83
43900010	S	**Interaxle diff lock**	0
44000008	S	**Automatic slack adjusters - tandem rear axle**	0
44200002	O	**Remote mounted diff breather(s)**	5
44200025	O	**Full time pump to forward drive axle in D50-170**	0
Tyres & Wheels			
46050422	O	**Bridgestone 385/65 R22.5 R249** - 2 steer	24
46256340	O	**Michelin 11R22.5 XDY3 - 308 RPK**	28
47000080	O	**Alloy 11.75x22.5 285PCD - 2 steer** hub pilot (includes polished hub covers)	11
47200070	O	**Alloy 8.25x22.5 285PCD hub piloted**	0
47500010	O	**Other Alloy finish - ArmourBrite x 2** (only required with NON-Alcoa Alloy steer wheels)	0
47600027	O	**Other Alloy finish - ArmourBrite x4, Machined x4** (only required with NON-Alcoa Alloy drive wheels)	0
Frame & Equipment			
51000315	O	**273mm x 89mm x 9.5mm rails up to 7701mm** (0.0621kg/mm/pair of rails)	94
51500006	S	**Rear suspension insert**	0
52000005	O	**Square cut-off / Light duty crossmember**	0

Unpublished options may require review/approval.
Dimensional and performance data for unpublished options may vary from that displayed in PROSPECTOR.

Printed: 26/06/2026 2:06:49 PM ***Complete*** Model Number: T659
Effective Date: Jul 1, 2026 Quote/DTPO/CO: Q54504008

Prepared by: Richard M Lilburne Version Number: 52.00

Data	Code	Description	Weight
52500005	O	**Dual crossmember** at rear of cab (for single steer tanker prime movers with wheelbases less than or equal to 5100mm)	11
52500104	O	**Sealant between chassis rail & suspension insert**	2
52500200	U	**LUPO - HOOD PIVOT WITH DUAL BUMP STOPS**	2
53000015	O	**Temporary FUPS device**	-72
53000153	O	**Aftermarket FUPS bullbar to be fitted**	0
54000017	O	**Slide tray b/box LH under cab above round tank**	3
54140004	S	**Tool box RHS under cab above tank** (note:for a C509 sound attenuation shields are NOT included with this option)	0
54140017	O	**Double tier toolbox LHRR**	39
54140018	O	**Double tier toolbox RHRR**	39
54200062	S	**4 x 12V heavy duty maintenance free KW batteries**	0
54500011	O	**Cab power supply disconnect switch** - Not Fuel Haul Compliant	2
55000007	O	**Reversing squawker (BBS92 multi-frequency)**	1
55500500	O	**Front wheel arch extension rubbers**	2
56000004	O	**Temporary canvacon delivery guards** mandatory with tri-axle combinations, HAS461 suspension (car carrier), or 305/70 drive tyres.	-35
56500020	S	**Thermoflex mudflaps - front (single steer)**	0
56600020	S	**Thermoflex mudflaps - rear**	0
58000021	O	**100w (50mm evens) fifth wheel angles** GCM limited to 200T.	17
59040110	O	**Holland FW351 A2 (D-value 210kN)** Pro-hitch Cast Steel 50mm fifth wheel, 214mm overall height, 16mm base plate	209
59100100	O	**5th Wheel setting Positive 100mm**	0
59500040	O	**Cabmate rear cab air suspension** - mounted inboard of chassis. Cabmate is only for the cab. Sleeper Box (if specifed) will be rigid mounted unless sub-frame is selected.	12

Cab & Equipment

Unpublished options may require review/approval.
Dimensional and performance data for unpublished options may vary from that displayed in PROSPECTOR.

Printed: 26/06/2026 2:06:49 PM ***Complete*** Model Number: T659
Effective Date: Jul 1, 2026 Quote/DTPO/CO: Q54504008

Prepared by: Richard M Lilburne Version Number: 52.00

Data	Code	Description	Weight
61001500	S	**T659 cab, no sleeper** Huckbolted steel & aluminium cab frame. Steel, aluminium and fibreglass cab construction using aerospace technology. Aluminium bulkhead type doors with continuous piano-type hinges. LED warning light cluster located in dash, low air warning buzzer, engine water temperature gauge, engine oil pressure gauge, voltmeter, fuel level gauge, speedometer, tachometer, air system pressure gauges, manual reset circuit breakers on essential circuits with fuses on non-essential circuits, interior sunvisors, cab interior light, door courtesy lights, pocket holder in drivers door, seat mounted inertia-reel seat belts to driver & rider seats, directional/hazard lights front & rear, front outline LED marker lights on mirrors, vinyl floor mats, dual electric horns.	0
61300650	S	**Traditional hood, T659, external air cleaners**	0
61500060	O	**Charcoal cab trim, HD diamond pleat vinyl** (6611) with black hard trim as standard	0
61500400	S	**Buttons match soft trim colour.**	0
62000642	O	**ISRI 6860/870 PRO air susp driver seat, Charcoal** with premium seat cushion, Integrated Horizontal Isolator and L & R arm rests (LH arm rest only on COE).	1
62001345	O	**Fixed rider's seat - Charcoal** with no arm rests.	0
62300001	S	**Drivers black lap/sash seat belt**	0
62300051	S	**Riders black lap/sash seat belt**	0
62500092	O	**FM/AM radio aerial - RH mirror brkt mtd**	0
62500178	S	**Audio Visual Navigation Screen - 2 speakers** & 2 tweeters - includes AM/FM/DAB+ radio and navigation options in a 8 in touch screen display	0
62500203	O	**Electrophone UHF CB radio with aerial to LHS**	2
63000002	S	**Kenworth integral heater/airconditioner**	0
63300100	S	**One piece curved windscreen** - tinted, laminated safety glass with dual electric variable speed windscreen wipers (conventional models) or with three electric variable speed windscreen wipers (COE only)	0
63400004	S	**Cab rear window - fixed (435 x 925mm)** with Conventional day cab	0
63500032	S	**Daylite II door with electric lift window to LHS**	0
63500033	S	**Daylite II door with electric lift window to RHS**	0
63800010	S	**Dual airhorn, 572mm & 648mm mounted on roof**	0
64000003	O	**Flat mirrors-heated with Moto mirror LHS & RHS**	2

Unpublished options may require review/approval.
Dimensional and performance data for unpublished options may vary from that displayed in PROSPECTOR.

Printed: 26/06/2026 2:06:49 PM ***Complete*** Model Number: T659
Effective Date: Jul 1, 2026 Quote/DTPO/CO: Q54504008

Prepared by: Richard M Lilburne Version Number: 52.00

Data	Code	Description	Weight
64100001	O	**Spotter mirrors below main mirrors**	1
64500010	O	**Power plug in driver's seat riser**	0
64500020	O	**Power plug in rider's seat base**	0
64500031	S	**Manual reset circuit breakers** on truck and trailer lighting circuits only, fuses used on other circuits	0
64500040	S	**Dual port USB power supply**	0
64500045	S	**12v power socket in dash**	0
64500060	S	**Two spare switches in main switch panel** (where space permits)	0
64500073	O	**Spare switches to any empty locations** in main switch panel	0
64800181	S	**7” dia LED headlights, integrated DRL**	0
65000200	O	**Wiring & switch - later fitment of driving lights** with a maximum current draw of 20A (continuous current draw of 15A only)	0
65000215	O	**Wiring & switch - later fitment of beacon light** - wiring for a single roof mounted light supplied.	0
65000327	O	**LED Mirror mounted rear facing floodlights** - with glare shield	2
65000395	O	**LED floodlight bar on the back of the cab/sleeper**	2
65000520	S	**Door courtesy lights**	0
65000536	S	**LED stop/tail lights (incl. reverse lights)**	0
65200060	S	**5 LED marker lights** (subject to Kenworth Engineering approval)	0
65400210	O	**Exterior sunvisor - stainless steel**	1
65500140	O	**Oil temperature gauge - engine**	1
65500150	O	**Oil temperature gauge - transmission**	1
65500170	O	**Oil temperature gauges (2) - tandem axles**	1
65500190	S	**SCR fluid gauge**	0
65500231	O	**80mm pyrometer**	2
65500250	O	**VDO analogue clock**	1
65500260	O	**Separate VDO hour meter**	1
65500261	S	**Tachometer with integrated engine hourmeter**	0
65500270	O	**Turbo boost gauge**	1

Unpublished options may require review/approval.
Dimensional and performance data for unpublished options may vary from that displayed in PROSPECTOR.

Printed: 26/06/2026 2:06:49 PM ***Complete*** Model Number: T659
Effective Date: Jul 1, 2026 Quote/DTPO/CO: Q54504008

Prepared by: Richard M Lilburne Version Number: 52.00

Data	Code	Description	Weight
65500295	O	**Programmable Engine Idle Timer** - Refer FYI 2721	0
65500320	O	**Air suspension pressure gauges (2)**	1
65500330	O	**Fuel filter restriction gauge**	1
65500350	O	**Air cleaner restriction gauge** for complete intake system	1
65500900	S	**Engine coolant temperature gauge**	0
65500910	S	**Engine oil pressure gauge**	0
65500990	S	**Low transmission oil pressure warning light**	0
65501000	O	**Gold bezel gauges**	0
65600250	S	**Cummins cruise control, steering wheel mounted**	0
65700082	O	**Adjust. steer column w wood/leather steer wheel** - 460mm soft touch smart steering wheel	0
65900030	O	**No jack and wheelbrace**	-18
66000070	S	**Integral two cup drink holder in dash**	0
66000538	O	**Back of cab grab handles - Yellow**	0
66000575	S	**Radiator mounted condenser**	0
66000579	O	**Seven hood grille bars** - in lieu of three grille bars	2
66000580	S	**Perforated S/Steel grille, externally mounted**	0
66000700	S	**Central Locking**	0
66000730	O	**Park brake warning alarm (exterior horn)**	0
66000740	O	**Drivers side fasten seat belt warning**	0
66000794	O	**Yellow interior grab handles fitted to A-pillar**	0
66200010	O	**Severe service hood pivots with dual bump stops**	2
66200018	S	**Dual hood hooks**	0
67000007	S	**No sleeper**	0

Documentation, Telematics & Training

68000010	S	**KW maintenance manual & driver`s info – USB drive**	0
68100000	O	**Onsite driver training** - $1135 per session organised after invoicing. This fee covers a half-day of training for up to 3 drivers.	0

Unpublished options may require review/approval.
Dimensional and performance data for unpublished options may vary from that displayed in PROSPECTOR.

Printed: 26/06/2026 2:06:49 PM ***Complete*** Model Number: T659
Effective Date: Jul 1, 2026 Quote/DTPO/CO: Q54504008

Prepared by: Richard M Lilburne Version Number: 52.00

Data	Code	Description	Weight
68200001	S	**PACCAR CONNECT 12 months base subscription.** PACCAR Connect is a subscription service that provides you with access to GPS tracking and telematics information to track your vehicle, monitor vehicle performance and driver behaviours. PACCAR and its affiliates also use this information to improve PACCAR vehicles and services to PACCAR customers and in accordance with the PACCAR Connect Privacy Policy.	0
Air Equipment			
71000015	O	**Combined trailer kit,** mounted at rear of cab / sleeper and at rear of frame. Includes trailer hand-piece (All NZ trucks and K220 with Endurant transmission & ESP will be fitted with an auto-reset hand-piece. From offline date 16/10/2023, ALL K220 trucks will be fitted with an auto-reset hand-piece, regardless of transmission type. Refer to FYI 2787 for details.)	5
71200001	S	**PBR air line couplings**	0
71400005	O	**Full truck air couplings, plugged - combined kit**	0
71400006	O	**Semi trailer air couplings only – mounted BOC** no air lines supplied.	-5
71600105	O	**Full truck electrical connection - AS 4735 socket** mounted at rear of frame	0
71600107	O	**Semi-trailer electrical connector - AS4735 socket** mounted back of cab, 2 trailer maximum without a power distribution box	0
71800001	S	**Hosetenna right hand side - fixed**	0
72000010	S	**Manual air tank drain valves**	0
73000010	O	**Chicago Rawhide Turbo 2000 air dryer**	12
75000002	O	**Additional airline to bumper**	2
75000003	O	**Isolation taps to combined trailer airlines**	0
75000020	O	**Trailer release valve**	1
75500010	S	**ACB** - Active Cruise Braking with Collision Mitigation. Part of the Fusion Integrated Safety System.	0
75500012	S	**Lane departure warning** Part of the Fusion Integrated Safety System.	0
75500022	O	**24 volt inverter for trailer safety systems.** Increases trailer ABS & TRM supply voltage from 12V to 24V - required for road train compliance.	1
75500045	S	**ESP - Electronic Stability Program** - Electronic Stability Program	0

Unpublished options may require review/approval.
Dimensional and performance data for unpublished options may vary from that displayed in PROSPECTOR.

Printed: 26/06/2026 2:06:49 PM ***Complete*** Model Number: T659
Effective Date: Jul 1, 2026 Quote/DTPO/CO: Q54504008

Prepared by: Richard M Lilburne Version Number: 52.00

Data	Code	Description	Weight
75500054	S	**EBSS 4S4M - 4 sensors, 4 modulation valves.** EBSS = Antilock Braking System + Automatic Traction Control + Drag Torque Control. Number of required sensors/valves determined by rear axle configuration and ESP status.	0
75500070	S	**Fusion Integrated Safety System with Slow & Go** - Adaptive Cruise Control with Braking, Stationary Vehicle Braking, Collision Mitigation, Driver Alerts, Lane Departure Warning, Highway Departure Warning & Braking, Advanced Emergency Braking [AEBS] & Multi Lane Autonomous Emergency Braking.	0
75500076	O	**Disable AEBS switch**	0
75600006	S	**Semi trailer ABS - socket only** - 12 Volt nominal, becomes 24 volt when (75500022) “24 Volt Inverter for Trailer Safety systems” is selected. This socket option can be used with Semi Trailer kit or Combined kit.	0
75600025	O	**No Full truck ABS trailer connection** (for use with combined kits only)	0
Fuel Tanks & Equip			
80500001	S	**Aluminium** Note: each fuel tank specified is filled with 200L fuel when it leaves the KW factory. Tanks with a capacity less than 200L will be completely filled. Polished aluminium fuel tanks apply to all orders from the January 2015 price book onwards. Non-polished aluminium fuel tanks will be provided for all trucks ordered in price levels earlier than the January 2015 price book.	0
80600010	S	**Polished finish - Aluminium tanks only**	0
81010240	O	**400L 625mm dia fuel tank LHF (rpl)**	-2
81510243	O	**400L 625mm dia fuel tank RHF (add)**	90
82001170	O	**170L 625mm dia oil tank LHR** c/w breather & 1.25" BSP in/outlets. Aftermarket fittings and hoses for the oil tank may need up to 150mm of additional rail space.	197
84400049	S	**170L 625mm diam AdBlue tank RHR** (stainless steel) for X15 (60L AdBlue supplied at factory)	0
84500004	O	**End shields - 625mm tank - 4** (shields will be fitted at extreme ends of tanks)	8
88000010	O	**Dual fuel pickups & returns with fuel cooler**	14
Frame/Location Options			
89500020	O	**Hydraulic PTO retrofit to UNDERSIDE of trans.** locate air tanks, airlines, fuel lines and electrical harnesses clear from underside of clutch housing to output yoke. (Not with Allison transmission), (subject to Kenworth Engineering approval)	0

Unpublished options may require review/approval.
Dimensional and performance data for unpublished options may vary from that displayed in PROSPECTOR.

Printed: 26/06/2026 2:06:49 PM ***Complete*** Model Number: T659
Effective Date: Jul 1, 2026 Quote/DTPO/CO: Q54504008

Prepared by: Richard M Lilburne Version Number: 52.00

Data	Code	Description	Weight
89500029	U	**LUPO - AIR TANKS AND AIR LINES MAY ENCR** OACH ON SPACE ALLOCATED FOR AFTERMARKET FITMENT OF HYDRAULIC PTO DUE TO LAYOUT CONSTRAINTS. THIS MAY RESTRICT ACCESS TO THE PTO	0
89500054	O	**Do not locate air tanks Between Drive Guards**	0
89500056	O	**Do not locate air tanks at EOF**	0
89500068	O	**Do not locate air tanks INSIDE chassis rail LHS** (subject to Kenworth Engineering approval)	0
89500069	O	**Do not locate air tanks INSIDE chassis rail RHS** (subject to Kenworth Engineering approval)	0
Paint			
91000055	O	**Paint cab stock Seattle Snow (419KEA.JF3N)**	0
92500001	S	**Chassis painted CSR BLACK** (437AFL.KT79)	0
94000010	O	**Matt black solid to top of hood** (will use paint code 419KEA.6JRV) (metallic or BaseCoat ClearCoat Not Available)	0
97000000	O	**PAINT COLOR NUMBER** N97020 COLOUR A 419KEA.JF3N Seattle Snow N97400 SLD HOOD 419KEA.6JRV Flat Black N97350 CHASSIS 437AFL.KT79 CSR Black	0
Miscellaneous			
	O		0

Total Weight 9457kg

Prices and Specifications Subject to Change Without Notice.

Typical accuracy of a weight estimate is +/- 2% and does not include the weight of fuel.
There is no guarantee as to the accuracy of the weight estimate of this specification.

Unpublished options may require review/approval.
Dimensional and performance data for unpublished options may vary from that displayed in PROSPECTOR.

Printed: 26/06/2026 2:06:49 PM ***Complete*** Model Number: T659
Effective Date: Jul 1, 2026 Quote/DTPO/CO: Q54504008
Prepared by: Richard M Lilburne Version Number: 52.00


KENWORTH
T659
KENWORTH
KENWORTH

Unmatched simplicity
Unyielding strength







T659

Whether you're twenty-eight kilometres down a muddy forest road, or 280 kilometres up the Tanami Track, you're often on your own. Having the right equipment is crucial. Being confident your gear won't break down is vital. Intentionally designed and engineered to be simple and strong, the T659 is made for remote work.

With options for tailoring to your specific needs and the loads you'll be carrying, the T659's drop front frame not only allows for enhanced visibility, but enables the fitment of an exceptional cooling package for the most arduous of conditions. The twin steer configuration offers enhanced stability, while the set-back front axle offers superior manoeuvrability, enhanced ride comfort, and optimised weight distribution – setting the benchmark for vehicles in its class.

The definition of rugged

The T659 commands attention with its bold exterior design, featuring a classic Kenworth grille and contours that project strength on the road. With its striking presence, it turns heads.

Available in 6x4, 8x4, 8x6, 10x4 and 10x6 configurations and a variety of sleeper options, the T659 6x4 features a set-back steer axle for an improved turning circle. Together with the frame layout there is an extensive range of fuel tanks for a variety of applications. Polished aluminium tanks are standard for weight saving, or you can select painted steel tanks for more demanding applications.

Discover the unmatched power and reliability of the T659, a rugged and dependable workhorse, locally engineered to conquer the challenges of Australian conditions. With its enduring performance and versatility, the T659 is the ultimate solution for heavy-duty applications.



T659

5

Engine and Drivetrain

Designed to deliver the goods, you can rely on the T659 to deliver performance without compromise across a diverse range of heavy-duty applications.

Optimised for the Cummins X15 Euro VI engines and available in a range of horsepower and torque ratings up to 625 hp and 2,050 lb-ft of torque, you have flexibility suitable for both manual and automated transmissions for vocational, heavy-haul and line-haul applications. Delivering not just power and driveability, the durability of the X15 is assured using proven hardware while continuous improvements have resulted in reliability that gives you peace of mind on the road.

Cummins X15 Euro VI engine in the T659, paired with your choice of the Eaton Fuller 18-speed manual transmission, continuing to set the benchmark for generations, or the Eaton UltraShift PLUS 18-speed automated transmission, allowing drivers to focus on productivity, safety, and getting the job done right.

Engineered for maximum productivity in demanding heavy-duty operations, UltraShift PLUS transmissions help keep Kenworth vehicles moving longer with less downtime. Enhanced shift strategies reduce drivetrain shock and minimise component wear under heavy load, supporting smoother operation and consistent power delivery when the terrain demands it.

Advanced engine management technology works seamlessly with the UltraShift PLUS transmission to deliver improved fuel efficiency, lower maintenance costs, and a superior driving experience — setting the standard for performance and durability in heavy-duty vocational applications.

With a range of engine, transmission, driveline and suspension options designed specifically for Australian conditions, you have a trusted drivetrain solution that can be tailored to your needs and application.



T659




ROAD
TRAIN
KENWORTH
KENWORTH

The best driver experience

The T659 cabin is designed with safety and confidence in mind, featuring a 'Daylight door' design that provides an exceptional field of vision from the driver's seat. The expansive one-piece, or optional two-piece, curved windscreen ensures a commanding view of the road ahead, offering outstanding visibility both in front and behind.

A wrap-around instrument panel facilitates easy access to controls and includes an optional adjustable steering column, complemented by a 'Smart Wheel' with fingertip controls for essential operational functions such as engine brake and cruise control. Conveniently positioned in the centre of the dashboard is an 8-inch audio visual navigation unit with smartphone mirroring, and wireless phone charging.

The overhead console is equipped with two storage compartments and additional blank panels for vehicle information displays and radios.

The cabin also boasts high-quality 'soft plush' upholstery in the classic diamond studded pattern, available in a variety of colours. A selection of premium seats further enhances driver comfort and safety. And with various sleeper options available for rest periods, you can make your T659 your own.





T659











We know every operator's business is unique. That's why we build trucks tailored to your specific needs, ensuring safety is not just an add-on but an integrated part of the truck.

Safety begins with design and robust construction. Featuring high-strength materials, our trucks are carefully engineered and tested to global safety standards to protect drivers in the instance of a frontal collision, rear cab impact or roll over scenario.

Operational details such as high visibility grab handles, flat floors, enhanced illumination of steps and landing areas are also critical to the driver.

Visibility is also key to safe driving. This is demonstrated not just through our cab designs, mirror selection and positioning, but all Kenworth trucks can be equipped with blind spot monitoring and optional forward, side and rear facing camera systems. Each of these features help drivers identify vehicles in blind spots and provide a comprehensive view around the truck, enhancing manoeuvrability and safety.

Active safety systems are now commonplace in road transport and are the foundation of the road safety of any vehicle.

Our advanced safety systems are meticulously optimised for Australian conditions and the tasks you undertake. Whether you're navigating rugged outback roads or a busy urban street, your Kenworth truck is equipped with the latest active safety features, seamlessly integrated to keep you safe on your journey.

These systems are complemented by the latest collision mitigation systems, including features such as lane departure warning, autonomous emergency braking and forward collision warning. Using onboard radar, cameras and sensors, these technologies are designed to maintain safe driving, by either warning the driver, or actively supporting them to avoid a collision.

Our commitment to safety extends to providing ongoing support and training, ensuring drivers are equipped to use these advanced systems effectively. With a holistic approach to safety, we empower operators to maximise the features designed to protect them and others on the road.

When you choose Kenworth, you're selecting a truck not only built for performance but designed with your safety in mind. Our comprehensive suite of safety features reflects our dedication to building trucks optimised for Australian conditions.

Contact your local Kenworth dealer to experience the confidence that comes with driving a Kenworth.

T659

Scan the QR code to view the T659 specifications

13



Knowledge is power

PACCAR Connect is an advanced fully integrated digital productivity and telematics platform with the power to simplify, streamline and optimise your transport operations.

SIMPLIFY YOUR BUSINESS

Whether you're behind the wheel, behind a desk, or in the workshop, PACCAR Connect will equip you and your team with the insights needed to make smarter decisions and work with maximum efficiency.

OPTIMISE EVERYTHING

With PACCAR Connect you can quickly analyse the performance of your overall operation, or drill down to specific trucks. Routes across multiple vehicles and days are displayed on a single screen. PACCAR Connect makes it that simple.

WORK SMARTER NOT HARDER

Turn the key and PACCAR Connect goes to work, constantly monitoring your truck's critical systems. Onboard fault detection is displayed on the dashboard, enabling informed, on-the-spot decision-making. Peace of mind—whatever the situation—that's what you can expect with PACCAR Connect.

STREAMLINE COMPLIANCE

PACCAR Connect streamlines compliance by syncing critical data. It works with Gearbox to automate service scheduling, parts tracking, training, and work orders—so nothing gets missed. Integration with Logmaster provides an NHVR-accredited Electronic Work Diary (EWD) that's compliant nationwide. Real-time asset and odometer updates save time, reduce manual entry, and improve reporting accuracy.

ENHANCE SAFETY

PACCAR Connect lets operators configure advanced safety and performance features. Triggering instant alerts for emergency braking or rollover events and syncing with to the cloud for real-time reporting, hazard prevention, and integrated compliance. Digital prestart checklists, auto-filled vehicle details, and mobile inspections make it easy for drivers to escalate issues on the go—keeping every vehicle safer and road-ready.

AUTOMATE FUEL TAX CLAIMS

In partnership with KPMG, PACCAR Connect facilitates fuel tax credit claims using real-time data to identify on and off-road activity. Claims are pre-approved by the ATO, so refunds are processed and in your account with a minimum of fuss — a valuable feature accessible to any transport business.

KEEP EVERYONE INFORMED

The best network just got smarter. Your Kenworth dealer now has access to vehicle data, enabling faster, better-informed roadside assistance. Minor issues can be scheduled into regular maintenance—maximising uptime for every truck.

PACCAR Connect is proven proprietary technology, available exclusively for use on Australian made Kenworths. Embedded at the time of manufacture, its unique protocols and deep integration with major vehicle systems deliver capabilities beyond those of aftermarket solutions.

T659

The PACCAR Network

Comprising nearly 100 locations, Kenworth has built an extensive truck dealer network across Australia, New Zealand and Papua New Guinea. The PACCAR network is renowned for its professionalism and excellence in the truck industry, and for the calibre of its comprehensive range of support services.

PACCAR Australia

Australia's best Dealer network, supported by the Cummins branch network, ensures a Kenworth representative is always close at hand to provide expert support. The in-depth knowledge of Kenworth mechanics and the exclusive use of genuine Kenworth and PACCAR parts, maximises uptime for the life of your truck.

PACCAR FINANCIAL

Dedicated solely to the Australian transport industry and with more than 40 years' experience, PACCAR Financial continue to support with innovative loan and lease options.

PacLease
Truck Rental and Leasing

PacLease helps fleet operators achieve their business goals through short and long-term rental and leasing solutions, including value-added services like telematics, preventive maintenance, and 24/7 Roadside Assistance.

PACCAR ASSIST

Our dedicated 1800 Roadside Assistance Service covers Australia offering 24/7 support. Simply call 1800 4 PACCAR (1800 472 222) to be connected to your nearest PACCAR Dealer.

PACCAR PARTS

In addition to maintaining an extensive inventory of Kenworth parts and accessories, the PACCAR Parts distribution centres provide daily deliveries to every dealership in Australia. Whatever your truck servicing requirements, we can get the parts you need, to where you need them.

For more information, scan the QR codes, contact your local dealer today, or visit **kenworth.com.au**




kenworth.com.au

12.6 PURCHASE OF TRACTOR AND 7-FOOT HOWARD SLASHER - TENDER TR1. 26-27

Author: **Director Engineering Services**

Authoriser: **Chief Executive Officer**

RECOMMENDATION

That Council:

1. Approve the purchase of one (1) John Deere 6M125 Tractor and one (1) 7-foot Howard Slasher from RDO Equipment for a total cost of $258,300.00 (excl. GST).

BACKGROUND

Unit 181 (Massey Ferguson 5610 ESD4) is due for replacement under Council's approved Plant Replacement Schedule. In accordance with the Local Buy Arrangement - Heavy & Light Plant Machinery (LB345), a single supplier was invited to provide a tender submission, with RDO Equipment submitting one (1) conforming tender for a John Deere 6M125 Tractor and 7-foot Howard Slasher.

Purpose

The purpose of this report is to present the outcome of the tender process and seek Council's approval to purchase a replacement Tractor, with 7-foot Howard Slasher, for Unit 181. The slasher enables Council's ongoing slashing operations.

Discussion

The tender from RDO Equipment is recommended for the following reasons:

- Value for money: The quoted price is consistent with pricing achieved for comparable tractor purchases tendered by Council in the previous financial year.
- Proven performance: RDO and John Deere are trusted and proven brands within Council's fleet, and have consistently delivered strong operational performance, durability, and reliability in tractor operations.
- After-sales service: RDO provides local field service support and readily available spare parts from Roma, minimising downtime and ensuring efficient ongoing maintenance.
- Operator usability: The John Deere 6M125 meets all operational, safety, efficiency, and operator comfort requirements for Council's tractor activities.
- Warranty: The machine is supplied with comprehensive warranty coverage of 24 months or 2,000 operating hours, providing long-term assurance and reduced risk over the life of the asset.

Consultation

Workplace consultation was undertaken with the operational work areas where the tractor will be primarily utilised, who confirmed the machine meets operational expectations and requirements. The purchase was managed by Council's Engineering Services procurement staff in accordance with the Local Buy Arrangement (LB345).

Financial Risks

The purchase is provided for within Council's approved Plant Replacement Schedule and capital budget. Pricing is fixed under the Local Buy Arrangement (LB345), limiting exposure to cost variation. No financial risks have been identified.

Environmental Risks

The John Deere 6M125 complies with current emissions and noise standards. Replacing the ageing Unit 181 is expected to improve fuel efficiency and reduce emissions over the life of the asset.

Social Risk

No social risks have been identified. Workplace consultation with the relevant work areas confirmed no adverse community or workforce impacts are anticipated.

Legal Risk

The purchase was undertaken under the Local Buy Arrangement (LB345), a pre-qualified arrangement consistent with the procurement requirements of the *Local Government Regulation 2012*, minimising probity and contractual risk.

REFERENCES

- Local Government Act 2009
- Local Government Regulation 2012

LINK TO CORPORATE PLAN

1.1.1 Council has in place strategic decision-making frameworks to identify, prioritise, and meet current and future needs .

1.3.1 Council has in place operational systems and capacity to deliver strategic priorities and core operations.

2.2.2 Town reserves and public lands are well maintained for community access and recreational use.

ATTACHMENTS

1. Tractor Brochure ⇩
2. Tractor Connectivity Information ⇩


6M
POTTINGER
JOHN DEERE
NOTHING RUNS LIKE A DEERE

INSTANT PRODUCTIVITY

THE 6M: POWERFUL. FAST. INTUITIVE.

No fuss, all the power you need and faster—the 6M experience is all about getting things done. These powerful tractors are cost-effective to own, supremely easy to operate from the get-go and will have you zipping along at up to 50 km/h. Built for those who go beyond the ordinary.

MAXIMUM DURABILITY

The John Deere full-frame design forms the rugged backbone of all 6 Series tractors. Engine and transmission are mounted within the frame on insulating blocks that reduce stress and operating noise. It's the perfect platform for a John Deere front loader.



CONTENTS

Introduction 2

OVERVIEW

6M: Just the Facts 4
6M Short Frame Tractors 8
6M Small Frame Tractors 10
6M Mid Frame Tractors 12
6M Large Frame Tractors 14
6M Xtra Large Frame Tractors 16

CAB

Cab Comfort 18
Controls 22
Visibility 24

PRECISION FARMING

Precision Ag on demand 26
Site-specific farming 30

POWER & EFFICIENCY

Engines 32
Transmissions 34

VERSATILITY

Ride Comfort 39
Hydraulics and PTO 40
Axles 42
Front Loaders 44

COMPLETE SOLUTION

PowerGard Protection Plan™ 50

SPECIFICATIONS

Specifications 52



6M: JUST THE FACTS

NOTABLE FEATURES

There is a 6M for any job. Select your tractor from 13 high-performance models in five wheel bases.



VERSATILITY CHAMPION™

Finding your 6M is easy. Whether you are a livestock farmer, arable farmer, mixed farmer or run a contracting business, one of these tractors was made for you.

1 | SEE-MUCH-MORE CAB

The thoughtful internal and external design puts a premium on visibility—with more glass than ever and a lower hood for ultimate front visibility on the 6M 95, 6M 105 and 6M 125.

2 | MAKE IT YOURS

Featuring eSCV or mSCV controls, the right-hand console or the Compact CommandARM™, in conjunction with the Corner Post Display, allows you to customise your 6M to fit your individual needs perfectly.

3 | TRANSMISSION CHOICES

Your high-efficiency options include PowerQuad Plus, AutoQuad™ Plus, CommandQuad™ Plus and AutoPowr™. Get any job done faster with the optional 50 kph transmission.

7 | FIRST-CLASS COMFORT

You can look forward to the best ride experience ever—thanks to optional TLS™ front axle suspension and mechanical cab suspension.

8 | PRECISION AG ON DEMAND

Add a 10.1" or 12.8" G5™/G5^{Plus} Universal Display with effortless ISOBUS implement connectivity, AutoTrac™ and Section Control, and you're 100% Precision Ag-ready.

9 | ALWAYS UP-TO-DATE

JDLink™ enables remote operator support and ensures your tractor always gets the latest over-the-air software updates. Thanks to Data Sync, your field data and guidance lines are wirelessly shared between your machines and managed from Operations Center™ for faster starts in the field.



4 | ENGINE PERFORMANCE

Our 4.5 or 6.8 L John Deere engines boast up to 206 kW (276.8 hp) max power thanks to Intelligent Power Management (IPM) on our tier 3 and final tier 4 models.

5 | PAYLOAD: OFF THE CHARTS

With big payload and a tonne of rear hitch capacity, big loads and the biggest implements are no big deal for the 6M.

6 | STRONG HYDRAULICS

The pressure and flow-compensated hydraulic system, with up to four selective control valves plus Power Beyond, delivers up to 195 l/min for top productivity.

10 | AXLES AND TYRES

Take your pick from a broad portfolio of axles and tyre options, including flange and rack-and-pinion axles.

11 | 100% JOHN DEERE

And 100% backed by us, engines, cab, transmissions, and full-frame chassis are all designed, manufactured and tested by John Deere.

12 | LOW COST OF OWNERSHIP

Low fuel consumption, low maintenance and repair costs, and a solid resale value guarantee you the best value for your money.



SHORT FRAME: COMPACT BUILD, AGILE PERFORMANCE

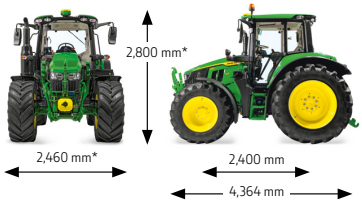

5,900 KG**

ENGINE PERFORMANCE

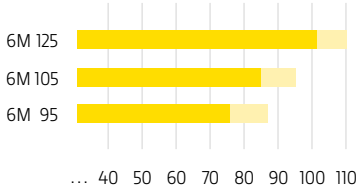

SMALL FRAME: THE ALL-ROUNDERS

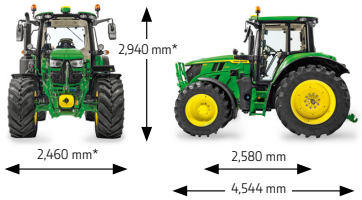

6,200 KG**

ENGINE PERFORMANCE

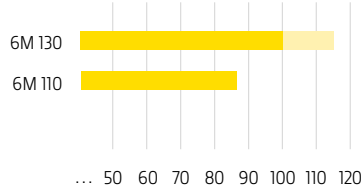

MID FRAME: SOLID POWER

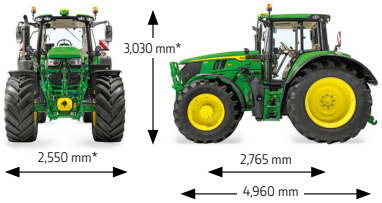

7,800 KG**

ENGINE PERFORMANCE

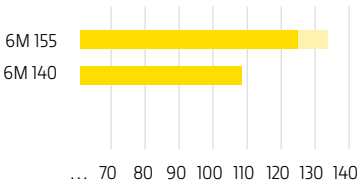

* Width and heigh will vary based on tyre and axle configuration
** Shipping weight (measured with average specifications)



LARGE FRAME: THE POWER TO PERFORM

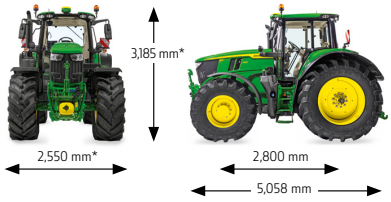

8,500 KG**

ENGINE PERFORMANCE

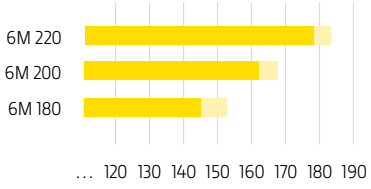

XTRA LARGE FRAME: HEAVY-DUTY PERFORMERS

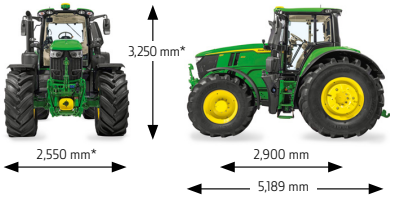

9,300 KG**

ENGINE PERFORMANCE

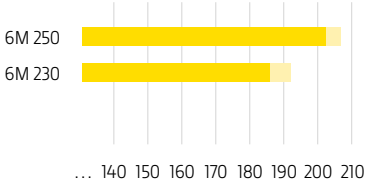

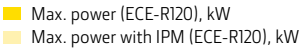



6M SHORT FRAME TRACTORS

COMPACT BUILD, AGILE PERFORMANCE

Their short wheelbase and compact build predestine these models for front loader work even in the tightest spaces. With an impressive payload, they won't break a sweat with heavy implements and with a top speed of 50 km/h, the 6M gets you to where you need to be fast.

ENGINES

	6M 95	6M 105	6M 125
Cylinders	4	4	4
Displacement (l)	4.5	4.5	4.5
Max. power (ECE-R120), kW (hp)	77 (103)	85 (114)	101 (136)
Max. power with IPM (ECE-R120), kW (hp)	88 (118)	96 (128)	110 (147)

MOVE FASTER

You'll get things done faster by choosing one of our 50 km/h transmissions.



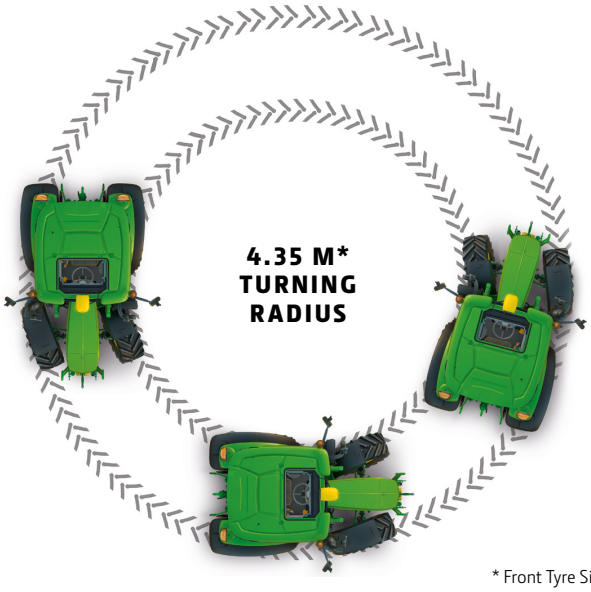

* Front Tyre Size (420/70 R24)

HOOK UP ANYTHING

Built to handle the heaviest of implements, the super-robust rear hitch of the 6M small frame tractors has a maximum lift capacity of up to 5,700 kg.



WORK ANYWHERE

Even with the loader mounting frames and loader connected, the 6M short frame tractors maintain a surprisingly small turning radius of 4.35 m. Perfect for front loader work in even the tightest of spaces.



SEE EVERYTHING

The dropped hood raises front visibility to bring the action closer to you. The first spot visible in front of you is just 6.5 m ahead.

6M SMALL FRAME TRACTORS

THE ALL-ROUNDERS

The power to pull more in the field and handle bigger implements, agile enough for loader work, and faster on the road—experience the versatility of this high-horsepower 4-cylinder compact tractor.



ENGINES

	6M 110 TIER 2	6M 130
Cylinders	4	4
Displacement (l)	4.5	4.5
Max. power (ECE-R120), kW (hp)	86 (115)	105 (141)
Max. power with IPM (ECE-R120), kW (hp)	N/A	115 (154)



AT HOME ON THE ROAD

Powerful engines featuring an extra 20 hp boost in a lightweight, compact format make these tractors natural transport application performers.



A TRUE ALL-ROUNDER

The 4.5 L engine in the 6M 130 delivers up to a very solid 115 kW (154 hp) Max with Intelligent Power Management. The 6M 130 is ready for any job.

AGILE LOADERS

With a 2,580 mm wheelbase for top manoeuvrability, the rugged John Deere full frame design and powerful PFC hydraulics (optional), our small frame models boast excellent agility for efficient front loader performance.





ENGINES

	6M 140 TIER 2	6M 155
Cylinders	6	6
Displacement (l)	6.8	6.8
Max. power (ECE-R120), kW (hp)	109 (146)	125 (168)
Max. power with IPM (ECE-R120), kW (hp)	N/A	134 (179)





ALL MUSCLE

All 6M mid frame models come with our proven 6-cylinder, 6.8 L PowerTech™ engine with plenty of power and torque reserves, making sure you are ready for anything.

CONVENIENT SCV CONTROL

Optionally available with 3 electronic SCVs, controlled with ergonomic convenience from the compact CommandARM™ or the Right Hand Console. Not quite enough? You can take that up to 4 SCVs + 3 Mid SCVs if your applications require it.





TRUE TRANSPORT PERFORMERS

In our 6M 155, you will command up to 134 kW (179 hp) max. with IPM in a lightweight, 7.8-tonne mid frame envelope with great fuel efficiency in transport. Moreover, get any job done faster with the optional 50 kph transmission.

6M LARGE FRAME TRACTORS

THE POWER TO PERFORM

When your jobs are big, numerous and tough, these are your tractors. As an arable farmer, you will love their 2,800 mm wheelbase and oversized tyres that bring all power to the ground with maximum efficiency. Performance-oriented contractors also favour these tractors for their top on-road performance.



ENGINES

	6M 180	6M 200	6M 220
Cylinders	6	6	6
Displacement (l)	6.8	6.8	6.8
Max. power (ECE-R120), kW (hp)	146 (195)	162 (217)	178 (239)
Max. power with IPM (ECE-R120), kW (hp)	153 (205)	168 (226)	184 (246)



DESIGNED FOR COMFORT, EQUIPPED WITH EFFICIENCY

PROVEN TRACTOR EFFICIENCY OF UP TO 90%

How much power does a tractor actually deliver? Engine specifications in marketing materials are often misleading. What matters is not the engine power or the decal on the bonnet, it's the efficiency with which the available power is transmitted to the ground or to the PTO—in a 6M that number is an impressive 90%.

WORK SMARTER

The corner post display, the compact CommandARM™ with electronic SCV control and the G5^{Plus} Universal Display are the tools to enhance your comfort and keep your productivity high while ensuring you are equipped for future farming.



6M XTRA LARGE FRAME TRACTORS

HEAVY-DUTY PERFORMERS

With stellar on-road performance and a rock-solid, comfortable ride even in heavy-duty applications thanks to its 100 mm longer wheelbase and 2.05 m tyres, the 6M Xtra Large Frame models give you powerful and efficient versatility.



ENGINES

	6M 230	6M 250
Cylinders	6	6
Displacement (l)	6.8	6.8
Max. power (ECE-R120), kW (hp)	186 (250)	202 (271)
Max. power with IPM (ECE-R120), kW (hp)	191 (256)	206 (277)



TRUE POWER

With up to 195 l/min hydraulic pump and PTO options like the 540E/1000/1000E, 6M Xtra Large Frame models give you the powerful versatility to meet even the most challenging implement demands.



RIDE IN COMFORT

The optional TLS™ suspension is a fully integrated, self-levelling front suspension to increase both transport and field productivity with superior stability, ride and comfort.





In the 6M's productivity cab everything is optimised for making the most of your time there.

THE SEE MORE, DO MORE CAB

When we designed this tractor cab, our purpose was simple: to help you do more, with more ease. Your 6M workspace is all about intuitive and straightforward tractor operation. Guided by best-practice ergonomic principles, the design of the 6M's right-hand console and the compact CommandARM™ is perfectly aligned with the Corner Post Display in A-post—it's a smoothly productive operator experience that is enclosed by more glass all around for a wide-open unencumbered view.





PANORAMA ROOF

When you've got some weight on your loader, you need to be in full visual control of the situation. The sweeping views of the optional panorama roof allow you to be more precise and quicker in all your front loader tasks.



COMFORT WITHOUT COMPLEXITY

CAB COMFORT

You're going to spend many hours in your 6M cab. So, we made it as comfortable, convenient and straightforward as possible. Get in, get going.





1 | CORNER POST DISPLAY

Featuring user-friendly graphics and precise digital gauges, the dashboard gives you a well-organised overview of all major systems.



2 | NEAT AND TIDY STORAGE

If you like your cab uncluttered but still have items you need to bring along, this is where you can keep them conveniently accessible. Alternatively, there's a fridge that fits the space.



3 | SIT WELL

No matter how long your day in the cab is, our seats feature adjustments and suspension characteristics to ensure you're comfortable and protected.

INTUITIVE CONTROL

CONTROLS

The combination of the Corner Post Display with either the right-hand console or the compact CommandARM provides an entirely intuitive interface to your 6M, with effortless fingertip control and easy monitoring of all tractor functions.



COMPACT COMMANDARM™

Better controls give you more control: Operate all transmission functions at the highest level of comfort, control AutoTrac™, set engine speed with precision and control the rear hitch.



RIGHT HAND CONSOLE

You've got all the basics covered with this one—it's ergonomically designed, with all of the most essential controls within easy reach for you.



G5™ AND G5PLUS UNIVERSAL

The optional 10.1" G5 Universal features a faster processor for shorter boot-up times, displays information in extra crisp high definition, and delivers seamless documentation. As our largest screen ever, the 12.8" G5Plus Universal offers a lot more space to show a full overview of your machine and implement settings at a glance. It is available as an option for most 6M models.



CORNER POST DISPLAY

Located on A-post, in direct line of sight, the Corner Post Display shows important messages and warnings about essential tractor functions. It's conveniently operated by the combination of a selection wheel and quick access keys on the right-hand console.

Front axle suspension—auto mode and max mode conveniently integrated

Configure work light settings

Hitch menu—Load depth, upper limit, drop rate

Transmission menu—Eco engine speed, reverser ratio

Hydraulics menu—hydraulic flow control

Drop PTO on—Drop to target—PTO engaged

Performance monitor—measure performance, hectare count

iTEC Basic menu—iTEC on/off, and choose functionality

Maintenance menu—Check/control service interval + diagnostics

ELECTRONIC JOYSTICK

Ergonomically positioned on the compact CommandARM or on the armrest, the electronic joystick works great for loader applications or can also be reconfigured for operating three eSCV's, rear hitch or one ISOBUS AUX functionality.





Work lights are cleverly integrated into the front, rear and sides of the roofline to prevent damage from low branches.

LIGHT UP THE NIGHT

VISIBILITY

Stay productive 24/7 with the bright 360° visibility from lighting packages with up to 12 cab lights.



Our factory-installed lighting packages deliver a wide, bright and concentrated field of light all around your 6M. For even more demanding lighting requirements you'll want to opt for our LED lighting packages which consume less power, provide an even brighter, daylight-quality light and last longer.



SELECT LIGHT PACKAGE

1 | Four front grill mounted halogen lights (6M 95 – 6M 125)
Six front grill mounted halogen lights (6M 130 – 6M 250)
2 | Eight cab roof mounted halogen lights
3 | Two belt line mounted turn lights
5 | Two fender mounted brake and turn lights

OPTIONAL

6 | Footsteps lights on both sides
7 | Two belt line work lights (HB3 or LED)
8 | Two belt line road lights (H4)
9 | Single or dual beacon lights

SELECT+ LIGHT PACKAGE

1 | Four front grill mounted halogen lights (6M 95 – 6M 125)
Six front grill mounted halogen lights (6M 130 – 6M 250)
2 | Ten cab roof mounted halogen lights
3 | Two belt line mounted turn lights
5 | Two fender mounted brake and turn lights
6 | Footstep lights on both sides

OPTIONAL

7 | Two belt line work lights (HB3 or LED)
8 | Two belt line road lights (H4)
9 | Single or dual beacon lights

PREMIUM LIGHT PACKAGE

1 | Four front grill mounted LED lights (6M 95 – 6M 125)
Six front grill mounted LED lights (6M 130 – 6M 250)
2 | Ten cab roof mounted LED lights
3 | Two belt line mounted turn lights
4 | LED Low Beam Lights
5 | Two fender mounted brake and turn lights
6 | Footsteps lights on both sides

OPTIONAL

7 | Two belt line work lights (HB3 or LED)
8 | Two belt line road lights (H4)
9 | Single or dual beacon lights



PRECISION AG ON DEMAND

MAKE THE MOST OF YOUR DAY

More than just a tractor, with the optional StarFire™ Universal receiver, the optional G5 or G5[Plus] Universal Display, and the included JDLink™ connectivity, you can make sure your 6M has everything on board for your quick and effortless start into precision agriculture. Experience the convenience of seamless documentation and data management in the free-of-charge John Deere Operations Center, and you are 100% equipped to step into the future of farming.

G5™ AND G5[PLUS] UNIVERSAL

Information has never looked this beautiful. On their massive 10.1" or 12.8" touchscreen displays, the G5 and G5[Plus] Universal Displays include AutoTrac, Section Control, allowing individual control of up to 255 sections, and Variable Rate Control.

You'll also benefit from full AEF ISOBUS compatibility, JDLink Connectivity, Documentation and Data Sync as standard features, along with the familiar, user-friendly interface of Generation 4 Displays, so you can immediately boost your performance without having to learn anything new.




FULL AEF ISOBUS COMPATIBILITY
SECTION CONTROL (UP TO 255 SECTIONS)
DATA SYNC
DOCUMENTATION
WORK PLANNER
VARIABLE RATE CONTROL
AUTOTRAC™
FREE-OF-CHARGE OPERATIONS CENTER™
JDLINK™ CONNECTIVITY
Rear Hitch
PTO
Rear SCV's
Mid SCV's
Machine
Productivity
18:03
SF-RTK
START
STOP
152/136 kg/ha
<Fertiliser name>
27.00 m, S6
AXIS
RAUCH
898
RPM
899
3.8
km/h
1.00/1.00
FF
306
kg left
SWAP TRACK
QUICK LINE
ISOBUS VT
DISPLAY
FLAGS
HELP
MENU

STARFIRE™ UNIVERSAL RECEIVER

We've just made it easier and more attractive for you to work with more precision in everything you do. Thanks to the ability of StarFire 7500 Receiver to communicate with GPS, GLONASS, and the GALILEO and BEIDOU satellite constellations, you'll enjoy superior signal stability in shaded areas at any signal accuracy level. For an even faster start in the field, you can wirelessly share the guidance lines between your machines and manage them centrally in a powerful farm management tool: the John Deere Operations Center.



5 YEARS OF REPEATABILITY

73% FASTER PULL-IN TIME*

17% MORE ACCURACY WITH SF-RTK*

* Compared to SF3 Signal

COST-EFFECTIVE STARFIRE™ RTK

You can also get the SF-RTK signal option with 1 year or permanent licence. This gives you an RTK accuracy of +/-2.5 cm with 5-year repeatability of guidance lines and boundaries for precision applications without having to invest in additional hardware.

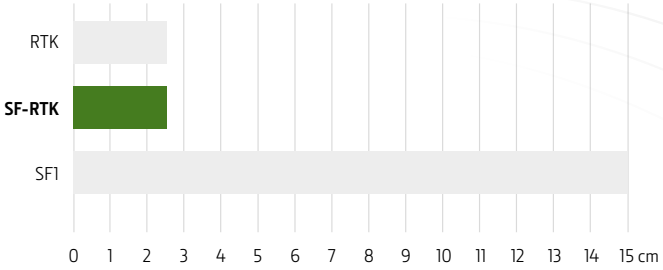



JOHN DEERE OPERATIONS CENTER™ FREE OF CHARGE

The John Deere Operations Center is the central platform for connecting your machines, operators, and fields. Plan your work and send all job information directly to individual machines to eliminate in-field setup delays and mistakes. You can also create prescription maps with affiliated software partners and easily import data. In addition, dealer specialists are available to support you in enhancing your farming sustainability and profitability.



GET JOHN DEERE OPERATIONS CENTER NOW, FOR FREE

Apple Google Play

BOOST YOUR YIELD

SITE-SPECIFIC FARMING

Put the right seed in the right place at the right depth for successful germination. Then apply exactly the right amount of care. John Deere Precision Ag Technology is your ticket to the benefits of site-specific farming.

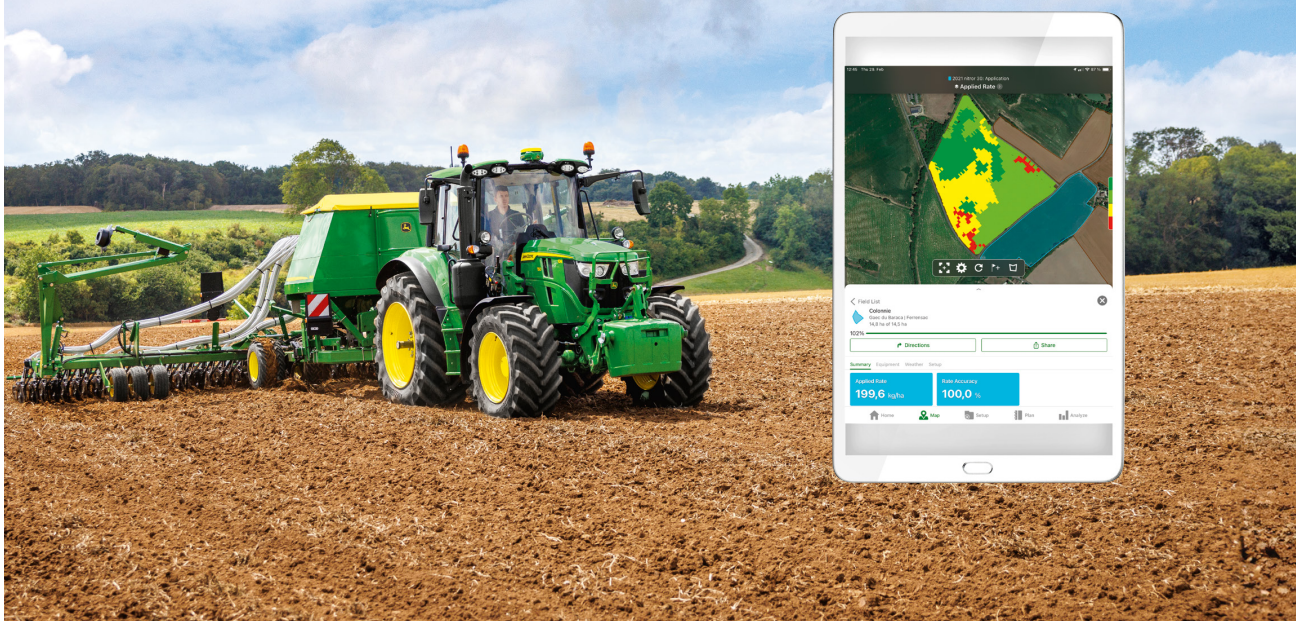

SECTION CONTROL

Reduce overlap and minimise skips to ensure precise crop protectant and nutrient application with Section Control—for up to 255 sections on your implement.

VARIABLE RATE CONTROL

Optimise your profits with variable rate application. Increase fertiliser, seeding, and chemical efficiency while boosting yield and reducing costs. Standard with all G5 Displays.





PLANT/SEED

In your business, every seed counts. With a 6M, you can customise seeding rates for different zones in the field based on a prescription map to boost yield and lower input costs.



NURTURE

Optimising your yields while managing fertiliser costs has never been easier. Use the 6M's Precision Ag capabilities like Variable Rate and Section Control to apply the right amount of fertiliser at the exact right spot in the field based on a prescription map.



SPRAY BETTER

Every drop goes where it matters most when you're on a 6M tractor with a John Deere Sprayer. Achieve the highest spraying accuracy on every pass, thanks to our unique PowrSpray™ and Individual Nozzle Control technology.



KNOW MORE, GROW MORE

Make better decisions based on better information from the John Deere Operations Center: Powerful management tools let you monitor your machines' productivity and analyse your crops' performance. Supported by dealer specialists, you will improve your farming sustainability and profitability.

POWER WITHOUT LIMITS

ENGINES

Get all the power you need with less fuel and lower emissions from our PowerTech™ 4.5 L 4 cyl. or 6.8 L 6 cyl. engines. The 6 cyl. engines feature extended drain intervals of up to 750 hours.*

SOLID POWER

Compact goes beyond. Whatever the job, the 4.5 L EWS engine in the 6M 95, 6M 105 and 6M 125 models will deliver more than enough power thanks to 40% torque reserve and Intelligent Power Management.

The 2-stage turbocharging system in the 4.5 L engine in the 6M 130 boosts power to achieve up to 115 kW (154 hp) (max with IPM).



4.5 L engine



COOL EFFICIENCY

Benefit from lower power consumption with a reversible fan that keeps the hood intake panel free from debris.



PROVEN TECHNOLOGY

The higher power output of our 6-cyl. engines comes from refined High Pressure Common Rail technology with injection pressure of up to 2,500 bar. The engine in the 6M 155–6M 220 models has a Variable Geometry Turbocharger that boosts performance and efficiency across the torque curve, while the engine in the 6M 230 and 6M 250 uses a 2-stage turbocharging system in which the variable geometry turbocharger multiplies the pressure created by a fixed vane turbocharger.





6.8 L PSS engine

LONG 750 H OIL CHANGE INTERVAL*

YOU'RE IN FULL CONTROL

POWRQUAD™ PLUS, AUTOQUAD™ PLUS AND COMMANDQUAD™ PLUS

Our proven transmission portfolio combines superior ease of operation and convenience with outstanding efficiency to complement the power and torque of your 6M. For the 6M 95—6M 155 models a creeper option with speeds as low as 72 m/h at 1,000 rpm is available.

AUTOQUAD PLUS

Super convenient: **Speed Matching** will automatically select the right gear to match engine speed and ground speed for a smoother ride and less transmission wear, while the **declutch** function allows you to conveniently shift ranges without using the clutch pedal. Other available options include fuel and emission-saving **EcoShift** and a 50 km/h version if moving fast is high on your priority list.

ECOSHIFT AVAILABLE





POWRQUAD PLUS

Three versions are available: 16/16, 20/20 and 24/24. All provide rapid shifting including speed matching for smooth shifting between ranges. They are operated by a single range lever and push-button gear selection. SoftShift technology keeps the changes smooth, even under load.



COMMANDQUAD PLUS

Looking for that extra level of operational ease? Say hello to a lot less clutching and experience less tiresome, more productive days in the cab. You'll love the enhanced automatic capabilities of CommandQuad Plus.

FULL AUTO MODE

Seamless driving that combines automatic shifting with fuel savings at a high level of convenience.

STOP-AND-GO EASE

The AutoClutch function lets you stop the tractor without pressing the clutch—it makes a huge difference if you do a lot of stop-and-go work.

EFFICIENT MULTI-RANGE SHIFTING

Fully robotised gear and range shifting: no clutching required. Using the double-bump feature, you can shift up one range with a quick double bump (C1 to D1 for example).

ECOSHIFT AVAILABLE

With a transport speed of 40 km/h, this version fully automatically operates at engine speeds of only 1,670 rpm.



1 | Speed wheel
2 | Shift lever
3 | Automatic mode
4 | Manual mode
5 | Range selection

INFINITE SPEED ADJUSTMENT

AUTOPOWR™

AutoPowr is a hydro-mechanical transmission that delivers stepless and continuous power at speeds between 30 m/h and 50 km/h.



FINALLY, ULTIMATE CONVENIENCE ALSO MEANS SUPERIOR EFFICIENCY



AutoPowr on the right-hand console with mechanical SCVs



AutoPowr on the right-hand console with electrical SCVs



AutoPowr on the CommandARM

COMFORT

AutoPowr maintains the selected speed by automatically responding to changing load conditions.

FUEL ECONOMY

Once running at maximum road speed, engine rpm automatically drops to the minimum level required to maintain that speed—reducing noise and saving fuel. 50 km/h is maintained at 1,630 rpm, 40 km/h at 1,300 rpm.

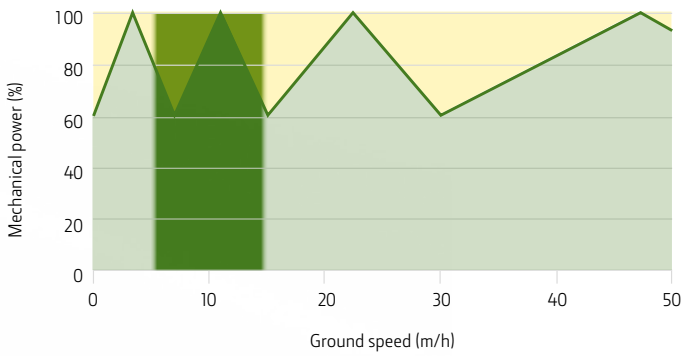

EFFICIENCY

AutoPowr delivers 100% mechanical power at the following working speeds: 3.5 km/h (heavy draft), 11 km/h (light draft), 22.5 km/h (heavy transport) and 47.2 km/h (light transport). This results in superb transmission efficiency, close to that of mechanical transmissions. In fact, AutoPowr is always using more than 60% of the available mechanical power.



The John Deere full frame design provides a robust platform that effectively absorbs and resists loads and shocks—you're guaranteed a smooth and comfortable ride when you're on the road.



MECHANICAL CAB SUSPENSION

Say good-bye to irritating vibrations and drive all day with relaxed focus. Our maintenance-free mechanical cab suspension pays for itself with increased driver productivity and best-in-class comfort.



COMFORT THAT KEEPS YOU SHARP

RIDE COMFORT

A long day in the cab is hard work. Shocks and vibration cause fatigue. Proper suspension alleviates these effects and helps keep operators alert.

The John Deere full frame design is a solid platform that absorbs, and resists loads and shocks from the wheels, heavy implements and front loaders. To further minimise the fatigue and stress caused by unpleasant vibrations, 6M tractors can be specified with optional mechanical cab suspension. The standard front axle delivers superior on-road handling—Triple Link Suspension (TLS) is optionally available.

TRIPLE LINK SUSPENSION™

TLS—one short acronym with lots of benefits.

- 7% more power to the ground than with a rigid axle
- A long draft member for better draft performance
- Hitch sensing system synchronisation to compensate power hop effects under heavy pull
- Self-levelling with 100 mm suspension travel
- Automatic axle sensitivity and suspension rate adjustment
- Optional brake discs in front axle hubs for more braking capacity





SMART MUSCLE ON TAP

HYDRAULICS AND PTO

There's plenty of power to go around with the pressure-compensated or pressure-and-flow-compensated hydraulic systems.

EFFICIENT FLOW CONTROL

Easily controlled via the Corner Post Display, the 6M's Pressure and Flow Compensated system (PFC) will produce a powerful flow of up 195 l/min. The smart part comes in when flow is not needed: The system automatically enters a "no flow" standby mode—improving fuel efficiency, implement performance, and steering response. For operations with less demanding tasks, a cost-effective, more basic Pressure Compensated system (PC) with 80 l/min is also available.





EASY SCV ACCESS

Conveniently located between the rear hitch rails, the SCV stack groups together up to 4 SCVs or 4 SCVs plus Power Beyond, and the Pressure-Free Return circuit valve, with hydraulic flow easily adjusted from the Corner Post Display.





Adjustable Load Sensing: up to +24 bars for efficiently running implements that require high oil flow.

HYDRAULIC PUMPS

With pressure-and-flow-compensated (PFC) systems, the hydraulic pumps on the larger 6M models deliver up to 195 l/min of flow, while the optional pressure-compensated (PC) systems on the 6M 95–6M 130 tractors go up to 80 L/min.

	6M 95 – 6M 130	6M 110	6M 140	6M 155 – 6M 220	6M 230, 6M 250
PC 80 l/min	□	□			
PFC 114 l/min	■	■	■	■	
PFC 155 l/min				□	■
PFC 195 l/min					□

■ base □ optional





ALL TERRAIN, EVERY APPLICATION

AXLES

Depending on the tread adjustment requirements of the jobs you primarily work with your tractor, you can choose between flange or rack-and-pinion axles on your 6M.



FLANGE AXLES

Fixed or adjustable wheels: Available for all 6M models, these rear axle solutions give you various width settings. If that works for what you do, these axles are a great alternative to the more versatile rack-and-pinion axles.



79 mm x 2,286 mm
79 mm shaft—short version

Available for:
6M 95, 6M 105, 6M 110, 6M 125, 6M 130

RACK-AND-PINION AXLES

Cast wheels and the rack-and-pinion design have a couple of advantages: The heavier design provides additional weight and makes tread adjustments quick and easy. If many of your jobs require different tread settings, you'll be well served with our two-position steel wheels with rack-and-pinion axles.



92 mm x 2,806 mm
92 mm shaft

Available for:
6M 155



In combination with the large frame models' long wheelbase, the 6M's bigger tyres reduce slippage for less compaction and help get power to the ground more efficiently.



79 mm x 2,550 mm
79 mm shaft

Available for:
6M 95, 6M 105, 6M 110,
6M 125, 6M 130



86 mm x 2,438 mm
86 mm shaft

Available for:
6M 95, 6M 105, 6M 125,
6M 130, 6M 140



92 mm x 2,550 mm
92 mm shaft

Available for:
6M 155, 6M 165, 6M 180,
6M 200, 6M 220



100 mm x 2,550 mm
100 mm shaft

Available for:
6M 180, 6M 200, 6M 220,
6M 230, 6M 250



100 mm x 2,806 mm
100 mm shaft

Available for:
6M 180, 6M 200, 6M 220



100 mm x 3,009 mm
100 mm shaft

Available for:
6M 180, 6M 200, 6M 220,
6M 230, 6M 250

LIFT IT ALL

FRONT LOADERS

In designing the 6M, we focused intently on the demands of front loader tasks: manoeuvring to the load, seeing what you're doing, and delivering the power you need.

The combination of a short 2,400 mm wheelbase, reduced overall length and a nimble turning radius of 4.35 m is guaranteed to get your 6M right where you need it to be.

On certain terrains, front loader work can be a tricky balancing act. Not in a 6M. Its super-strong integrated full frame and low centre of gravity give you the rock-solid foundation from which to master even the most challenging front loader jobs.



THE FRAME YOU CAN RELY ON



A FULLER VISION

Working in a 6M cab feels like blinders have been taken off of you: the panorama roof, the sweeping windshield, and the low hood open up your field of vision like never before.



BORN TO LIFT

The 6M gives you a lot of power to work with. Its advanced Pressure and Flow Compensated (PFC) hydraulic system translates into more power and faster cycle times than you'd expect in this tractor class.



6M owners swear by the simple ease of clutchless forward/reverse using the left-hand reverser or the reverser on the joystick.





TIP FOR TONNES

Buttons for gear shifting, reverser (both in orange), up to four hydraulic functions and suspension, are all embedded into the joystick. Both the classic mechanical and the electric joystick in perfect reach move heavy loads with a fingertip.



WHICH LOADER?

LOADER CHOICES

Based on your application, let's narrow down which model is going to work best for you.

The versatile and affordable M loaders are ideal for all standard front loader tasks, such as collecting bales, feeding cattle and moving pallets.

If you need extra lift capacity, perform heavy-duty operations such as forestry and earthwork, or if you're looking for even better visibility, enhanced comfort and performance, our R Series loader will be best for you.

	M LOADER	R LOADER
Lift capacity	kg	kg
Collect bales	✓	✓
Feed cattle	✓	✓
Move pallets	✓	✓
Digging/heavy duty	kg	kg
Suspension	□	□
Lights	–	□

✓ base □ optional – not available

TRACTOR/LOADER COMPATIBILITY

For the perfect fit, you have a choice of two front loader sizes for most 6M models.

	603M /R	623M /R	643M /R	663R	683R
6M 95, 6M 105, 6M 125	■	■	–	–	–
6M 110, 6M 130	–	■	■	–	–
6M 140, 6M 155	–	–	■	■	–
6M 180, 6M 200, 6M 220	–	–	–	■	■
6M 230, 6M 250	–	–	–	–	■



M SERIES LOADERS

LIGHT AND VERSATILE

This is the readily available and affordable all-you-need solution for all standard applications.



TIME SAVING

Connect and disconnect the loader in less than 5 minutes and change implements with just one easily accessible lever.



EASY MAINTENANCE

You can grease all bushings and replace the relevant ones, while hydraulic hoses are protected inside the boom, with easy access to all main hydraulic parts if needed.



A SMOOTHER RIDE

The optional suspension provides an altogether smoother ride for load, tractor and operator.



SEE IT ALL

The design of the M Series is optimised for exceptional visibility when you connect your implements and, of course, during loader operation.



R SERIES LOADERS

RAISE YOUR GAME

Designed for unrestrained productivity and peerless ease of use, these loaders master even the toughest conditions.

Easy to mount, quick to take off—it's the key to higher productivity. John Deere R Series front loaders have our automatic latch designs, making the installation of the loader and implements as easy as click and go and with various self-levelling options available. The John Deere levelling link design makes more power available for lifting and never gets in the way of the operator's view.



UNDERSLUNG LEVELLING LINK

The geometry of our front loader linkage has several advantages. The underslung levelling link does not impair your view, conveys more power and provides easier access for servicing.



CLICK AND GO

Mounting our front loaders could not be quicker or more convenient, thanks to the self-correcting floating system of the built-in automatic mast latch. Separation is just as easy.



AUTOMATIC IMPLEMENT LATCH

The implement is self-guided by centre guides and automatically latched when it reaches the carrier frame.



MORE LIFT CAPACITY AND MORE PRACTICAL CONVENIENCE TO GET MORE DONE

OPTIONAL SOLUTIONS

We have a range of optional solutions that help you access all the built-in benefits of your John Deere R Series front loader. They'll save you time, boost convenience and reduce operator fatigue.



LOADER LIGHTS

Purpose-built John Deere loader lights provide the consistent and reliable illumination you need when working with a front loader in darkness or poor visibility.



LOADER SUSPENSION

Activated from the joystick, its effective damping provides an altogether smoother ride for load, tractor and operator.



POWERGARD PROTECTION PLAN

Base level of protection that covers unusual events that can lead to costly repairs, and also covers the main drivetrain components.

PowerGard agreements protect you against unexpected repair costs and keep your maintenance on track with genuine parts. Two fixed rate packages provide increasingly comprehensive levels of cover to keep your machine running at peak performance with steady uptime.

COMPREHENSIVE (FULL MACHINE)

- Engine
- Electrical
- Powertrain
- Steering and brakes
- Hydraulics
- Frames, axles and bearings
- Operator's station

LIMITED

- Engine
- Powertrain

SERVICES THAT BENEFIT YOU

John Deere dealers have access to several cutting-edge digital remote tools that allow them to provide you with a suite of proactive services tailored to your needs.



REMOTE MACHINE MONITORING

It's yet another service that sets John Deere apart. Upon your consent, our Machine Dashboard displays the operating condition data and error codes to your dealer in real time. They can remotely connect to the machine, run further diagnostics and perform remote software updates to help you faster than ever before. Plus, our new Expert Alerts are included as well.

AUTOMATIC MAINTENANCE PLANNING

You'll always be perfectly on track with your maintenance. Automated notifications can be based on actual machine hours or calendar dates and alert you to maintenance tasks which need to be performed.

REMOTE OPERATOR SUPPORT

You need instant advice and can't wait for someone to come to the paddock? Remote Display Access allows your dealer expert to remotely assist you and your operators with machine/implement setup and more—like being virtually in the cab.

EXPERT ALERTS

Expert Alerts, our newest remote diagnostics advancement, is based on smart software algorithms that can predict many potential technical issues before they have a negative impact or cause damage. Repairs become plannable while downtime and costs can be reduced significantly.

EXPERT CHECK

Using a special John Deere inspection checklist, your dealer expert performs a thorough technical examination of your machine. He will advise you on what measures to take and take care of all relevant software updates to ensure maximum uptime in the next season.

OPERATIONS CENTER INTRODUCTION

You want to properly store and manage field boundaries, guidance lines, documentation data and have access to a full suite of farm management tools? Then this is the right package element for you.

OPTIMISATION VISIT

Benefit from dealer product specialist experience to fully exploit your machine's capabilities. Thanks to their detailed product knowledge, dealer product specialists can help you by reviewing your current machine settings and providing improvement recommendations.

All remote services require a JDLink™ telematics module, an active subscription and customer consent. Participating dealers only. Exact services scope depends on individual dealers' offerings.

[2] At participating dealers only.

SPECIFICATIONS

	SHORT FRAME			SMALL FRAME	
	6M 95	6M 105	6M 125	6M 110	6M 130
	FINAL TIER 4			TIER 2	TIER 3 / FINAL TIER 4
ENGINE PERFORMANCE					
MAX. POWER (ECE-R120), KW (HP)	**76.9 (103.1)**	**85 (114)**	**101.1 (135.6)**	**86 (115.3)**	**105.2 (141.1)**
MAX. POWER WITH IPM (ECE-R120), KW (HP)	**87.9 (117.9)**	**95.6 (128.2)**	**110 (147.5)**	**N/A**	**114.7 (153.8)**
Rated power (ECE-R120), kW (hp)	69.9 (93.7)	77.2 (103.5)	91.9 (123.2)	80.9 (108.5)	96 (128.7)
Rated power with IPM (ECE-R120) @ 2,100 rpm, kW (hp)	84.6 (113.5)	91.9 (123.2)	106.6 (143)	N/A	110.3 (147.9)
Constant power range rpm	2100 -1550	2100 -1550	2100 -1550	2100 -1600	2100 -1550
Maximum torque, Nm (at 1,600 engine rpm) – without boost	445	492	585	497	609
Manufacturer	John Deere Power Systems				
Aspiration	Single turbocharger with wastegate			Single turbocharger	Dual turbochargers, variable geometry turbo with fixed geometry turbo in series, with EGR
Cylinders / Displacement	4 / 4.5 L			4 / 4.5 L	
REAR PTO					
Type	Electro-hydraulically engaged, oil cooled, multi-disc design				
Option	1977 / 1503 / 1972			1977 / 1503 / 1972	
Option	N/A	N/A	1572 / 1977 / 1663	1572 / 1977 / 1663	
FRONT PTO, OPTIONAL					
Type	Electro-hydraulically engaged, oil cooled, multi-disc design				
Engine speed at rated PTO speed (1,000), rpm	1969				
TRANSMISSIONS					
POWRQUAD™ PLUS					
16F/16R 30 km/h	■	■	■	■	■
16F/16R 30 km/h with Creeper	■	■	■	■	■
16F/16R 38 km/h	■	■	■	■	■
16F/16R 38 km/h with Creeper	■	■	■	■	■
20F/20R 40 km/h	–	–	–	–	–
20F/20R 40 km/h with Creeper	–	–	–	–	–
24F/24R 40 km/h	■	■	■	■	■
24F/24R 40 km/h with Creeper	■	■	■	■	■
AUTOQUAD™ PLUS					
20F/20R 40 km/h	–	–	–	–	–
20F/20R 40 km/h with Creeper	–	–	–	–	–
24F/24R 40 km/h	■	■	■	■	■
24F/24R 40 km/h with Creeper	■	■	■	■	■
20F/20R 50 km/h	–	–	–	–	–
20F/20R 50 km/h with Creeper	–	–	–	–	–
24F/24R 50 km/h	■	■	■	–	■
24F/24R 50 km/h with Creeper	■	■	■	–	■
AUTOQUAD™ PLUS ECOSHIFT					
20F/20R 40 km/h	–	–	–	–	–
20F/20R 40 km/h with Creeper	–	–	–	–	–
24F/24R 40 km/h	■	■	■	■	■
24F/24R 40 km/h with Creeper	■	■	■	■	■
COMMANDQUAD™ PLUS					
20F/20R 40 km/h	–	–	–	–	–
24F/24R 40 km/h	■	■	■	■	■
24F/24R 50 km/h	■	■	■	–	■
COMMANDQUAD™ PLUS ECOSHIFT					
20F/20R 40 km/h	–	–	–	–	–
24F/24R 40 km/h	■	■	■	■	■
AUTOPOWR™					
Infinitely Variable Transmission (IVT™) 40 km/h	■	■	■	–	■
Infinitely Variable Transmission (IVT™) 50 km/h	■	■	■	–	■

MID FRAME		LARGE FRAME			EXTRA LARGE FRAME	
6M 140	6M 155	6M 180	6M 200	6M 220	6M 230	6M 250
TIER 2	TIER 3 / FINAL TIER 4	TIER 3 / FINAL TIER 4			TIER 3 / FINAL TIER 4	
109 (146.2)	**125.4 (168.2)**	**145.6 (195.3)**	**161.8 (217)**	**178 (238.7)**	**186.1 (249.6)**	**202.3 (271.3)**
N/A	**133.8 (179.4)**	**152.9 (205)**	**168.2 (225.6)**	**183.5 (246.1)**	**191.1 (256.3)**	**206.4 (276.8)**
103 (138.1)	114 (152.9)	132.4 (177.6)	147.1 (197.3)	161.8 (217)	169.2 (226.9)	183.9 (246.6)
N/A	128.7 (172.6)	147 (197.1)	161.8 (217)	176.5 (236.7)	183.9 (246.6)	198.6 (266.3)
2100 -1600	2100 -1550	2100 -1550	2100 -1550	2100 -1550	2100 -1550	2100 -1550
632	726	843	936	1025	1077	1171
John Deere Power Systems						
Dual turbochargers, variable geometry turbo with fixed geometry turbo in series, with EGR	Variable geometry turbo charger and cooled exhaust gas recirculation (EGR)	Variable geometry turbo charger and cooled exhaust gas recirculation (EGR)			Dual turbochargers, variable geometry turbo with fixed geometry turbo in series, with EGR	
6 / 6.8 L		6 / 6.8 L			6 / 6.8 L	
Electro-hydraulically engaged, oil cooled, multi-disc design						
1977 / 1503 / 1972	1997 / 1762 / 2010	1960 / 1729 / 1960			1960 / 1729 / 1960	
1572 / 1977 / 1663	1574 / 1979 / 1665	1770 / 1999 / 1765			1770 / 1999 / 1765	
Electro-hydraulically engaged, oil cooled, multi-disc design						
1969					1967	
■	■	–	–	–	–	–
■	■	–	–	–	–	–
–	–	–	–	–	–	–
–	–	–	–	–	–	–
–	■	■	■	■	–	–
–	■	–	–	–	–	–
■	–	–	–	–	–	–
■	–	–	–	–	–	–
–	■	■	■	■	–	–
–	■	–	–	–	–	–
■	–	–	–	–	–	–
■	–	–	–	–	–	–
–	■	■	■	■	–	–
–	■	–	–	–	–	–
–	–	–	–	–	–	–
–	–	–	–	–	–	–
–	■	■	■	■	–	–
–	■	–	–	–	–	–
■	–	–	–	–	–	–
■	–	–	–	–	–	–
–	■	■	■	■	–	–
■	–	–	–	–	–	–
–	–	–	–	–	–	–
–	■	■	■	■	–	–
■	–	–	–	–	–	–
–	■	■	■	■	■	■
–	■	■	■	■	■	■

SPECIFICATIONS

	SHORT FRAME			SMALL FRAME	
	6M 95	6M 105	6M 125	6M 110	6M 130
AXLES					
Suspended front axle (option)	Standard: MFWD Optional: Triple Link Suspension (TLS) MFWD Axle (hydro-pneumatic, permanently active, triple link, self-levelling suspension) Optional: Triple Link Suspension MFWD with Brakes				
Suspension range with TLS™	100 mm suspension range				
Engagement front differential lock	Self-locking differential				
Engagement rear differential lock	Electro-hydraulical with oil cooled clutch				
Final drive type	Three planetary gear reduction				
Rear axle	Flange axle or Rack and Pinion axle				
STEERING					
Type	Dynamic load sensing, hydrostatic, flow metering				
HYDRAULIC SYSTEM					
Type	Pressure compensated (PC) or Pressure-and-flow compensated (PFC) system with Load Sensing function				
Flow at rated engine speed base / option, l/min	114 / 80				
Selective control valves	Up to 4 rear + 3mid				
Power beyond	Optional				
3-POINT HITCH—REAR					
Type	Electronic lower link				
Maximum lift capacity at coupling point, kg (base/option)	4,350 / 5,650			5,700 / 6,400	
Lift capacity through full lift range (OECD 610 mm), kg (base/option)	2,750 / 3,600			3,600 / 4,100	
3-POINT HITCH—FRONT, OPTIONAL					
Type	Front hitch controlled by 1st rear SCV				
Maximum lift capacity at hooks, kg	4,400				
Lift capacity through full lift range (OECD at the hooks), kg	3,300				
CAB					
Suspension (option)	Mechanical cab suspension (MCS)				
Noise level at operator's ear, dB(A)	86				
Display	Corner post display located at A-post				
MISCELLANEOUS					
AutoTrac™ Ready	Optional				
ISOBUS ready	Optional				
ISOBUS implement connection	Optional				
Immobilizer	Optional				
Trailer brake systems (options)	Hydraulic and / or pneumatic system				
Pneumatic trailer brake system (option)	2 line system, park brake actuation engages trailer brakes, comes with air dryer				
CAPACITIES					
Fuel Tank (base/option), l	175 / 200			260	205 / 225 / 260
DEF tank, l	19			N/A	14
Engine coolant, l	20			22	
DIMENSIONS AND WEIGHTS					
Wheelbase, mm	2,400			2,580	
Shipping weight, kg	5,900			6,200	
Maximum permissible gross weight, kg	10,450			10,450	

MID FRAME		LARGE FRAME			EXTRA LARGE FRAME	
6M 140	6M 155	6M 180	6M 200	6M 220	6M 230	6M 250
Standard: MFWD Optional: Triple Link Suspension (TLS) MFWD Axle (hydro-pneumatic, permanently active, triple link, self-levelling suspension) Optional: Triple Link Suspension MFWD with Brakes						
100 mm suspension range						
Self-locking differential		Standard: Self-locking differential				
Electro-hydraulical with oil cooled clutch						
Three planetary gear reduction					-	
Flange axle or Rack and Pinion axle						
Dynamic load sensing, hydrostatic, flow metering						
	Pressure & Flow Compensated (PFC) System with Load Sensing function					
114	114 / 155	114 / 155			155 / 195	
Up to 4 rear + 3 mid						
Optional						
Electronic lower link						
5,700 / 6,400	6,800 / 7,650	8,050 / 9,050			8,800 / 9,900	
3,600 / 4,100	3,500 / 3,950	4,600 / 5,150			5,900 / 6,700	
Front hitch controlled by 1st rear SCV						
4,400						
3,300					4,400	
Mechanical cab suspension (MCS)						
86						
Corner post display located at A-post						
Optional						
Optional						
Optional						
Optional						
Hydraulic and / or pneumatic system						
2 line system, park brake actuation engages trailer brakes, comes with air dryer						
325	285 / 330	325 / 425			410 / 470	
N/A	16	20			25	
27.4		28			34	
2,765		2,800			2,900	
7,800		8,500			9,300	
12,400		13,450			15,000	

SPECIFICATIONS

	SHORT FRAME			SMALL FRAME	
	6M 95	6M 105	6M 125	6M 110	6M 130
CAPACITIES					
Fuel Tank (base/option), l	175 / 200			260	205 / 225
DEF tank, l	19			N/A	14
Engine coolant, l	20			22	
DIMENSIONS AND WEIGHTS					
Wheelbase, mm	2,400			2,580	
Shipping weight, kg	5,900			6,200	
Maximum permissible gross weight, kg	10,450				
TYRE SIZES					
Front tyre sizes, max. available (SRI)	520 / 60R28 (SRI 650)			600 / 60R28 (SRI 675)	
Rear tyre sizes, max. available (SRI)	(SRI) 650 / 60R38 (SRI 825)			710 / 60R38 (SRI 875)	

LOADER SPECIFICATIONS

SHORT FRAME 6M	6M 95 / 6M 105 / 6M 125			
LOADER MODEL				**603M**
LEVELLING SYSTEM				**MSL**
Front tyre				540/65R24
Rear tyre				600/65R38
LOADER				
Bucket				1,850 Standard
Bucket Weight			kg	216
Lift capacity @ full height	Measured @ 800 mm ahead of pivot	(V)	kg	1,703
Maximum lift height		(A)	mm	3,937
Reach	@ Maximum height	(D)	mm	813
Cycle times	Loader raise		sec	4





MID FRAME		LARGE FRAME			EXTRA LARGE FRAME	
6M 140	6M 155	6M 180	6M 200	6M 220	6M 230	6M 250
325	285 / 330		325 / 425		410 / 470	
16			20		25	
27.4			28		34	
2765			2800		2900	
7,800			8,500		9,300	
12,400*			13,450			
600 / 60R28 (SRI 675			600 / 70R28 (SRI 725)		600 / 70R30 (SRI 750)	
710 / 60R38 (SRI 875)			800 / 70R38 (SRI 975)		800 / 70R38 (SRI 975)	

6M 95 / 6M 105 / 6M 125		
623M	603R	623R
MSL	MSL	MSL
540/65R24	480/70R24	
600/65R38	520/70R38	
2,200 Standard	1,850 Standard	2,200 Heavy Duty
244	236	310
1,770	1,971	2,152
4,121	3,900	4,090
751	944	831
6.6	4.1	3.4

NEED MORE DETAILS?

Visit the Frontloader section of the John Deere website.

[1] Measured with flanged axle, up to cab roof, from front hydraulic to horizontal draft link hooks and with min. / max. front tyres, min. / max. rear tyre sizes.
[2] Measured at center of front axle, using max. front and max. rear tyre sizes.
[3] Measured with average specifications.
* Without cab suspension/ with cab suspension

SPECIFICATIONS

SMALL FRAME 6M		6M 110 / 6M 130		
LOADER MODEL				623M
LEVELLING SYSTEM				MSL
Front tyre				540/65R24
Rear tyre				600/65R38
LOADER				
Bucket				2,200 Standard
Bucket Weight			kg	244
Lift capacity @ full height	Measured @ 800 mm ahead of pivot	(V)	kg	1,765
Maximum lift height		(A)	mm	4,120
Reach	@ Maximum height	(D)	mm	752
Cycle times	Loader raise		sec	6.6

MID FRAME 6M		6M 140 / 6M 155		
LOADER MODEL				643M
LEVELLING SYSTEM				MSL
Front tyre				480/70R28
Rear tyre				580/70R38
LOADER				
Bucket				2,200 Standard
Bucket Weight			kg	244
Lift capacity @ full height	Measured @ 800 mm ahead of pivot	(V)	kg	1,875
Maximum lift height		(A)	mm	4,300
Reach	@ Maximum height	(D)	mm	638
Cycle times	Loader raise		sec	4.7

LARGE FRAME 6M		6M 180 / 6M 200 / 6M 220			
LOADER MODEL				663R	683R
LEVELLING SYSTEM				MSL	MSL
Front tyre				600/65R28	
Rear tyre				710/70R38	
LOADER					
Bucket				2,450 Heavy Duty	
Bucket Weight			kg	356	356
Lift capacity @ full height	Measured @ 800 mm ahead of pivot	(V)	kg	2,352	2,506
Maximum lift height		(A)	mm	4,520	4,480
Reach	@ Maximum height	(D)	mm	1,004	1,335
Cycle times	Loader raise		sec	3.9	4.2

EXTRA LARGE FRAME 6M		6M 230/ 6M 250		
LOADER MODEL				683R
LEVELLING SYSTEM				MSL
Front tyre				600/65R28
Rear tyre				710/70R38
LOADER				
Bucket				2,450 Heavy Duty
Bucket Weight			kg	356
Lift capacity @ full height	Measured @ 800 mm ahead of pivot	(V)	kg	2,538
Maximum lift height		(A)	mm	4,520
Reach	@ Maximum height	(D)	mm	1,215
Cycle times	Loader raise		sec	4.2

The values may vary according to the tractor and loader settings/configuration.

6M 110 / 6M 130		
643M	**623R**	**643R**
MSL	**MSL**	**MSL**
540/65R24	480/70R24	
600/65R38	520/70R38	
2,200 Standard	1,850 Standard	2,200 Heavy Duty
244	236	310
1,918	2,272	2,330
4,159	4,124	4,151
920	759	982
4.5	3.4	3.3

6M 140 / 6M 155	
643R	**663R**
MSL	**MSL**
480/70R28	540/65R28
580/70R38	650/65R38
Heavy Duty 2,150 mm	Heavy Duty 2,450 mm
310	356
2,279	2,327
4,300	4,495
841	1,026
3.5	3.9

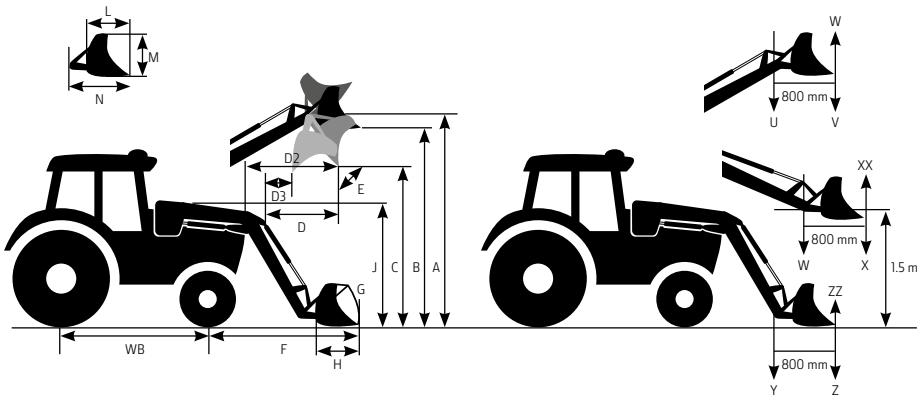



This literature has been compiled for worldwide circulation. While general information, pictures and descriptions are provided, some illustrations and text may include finance, credit, insurance, product options and accessories NOT AVAILABLE in all countries or regions. In some countries, products and accessories may require modifications or additions to ensure compliance with the local regulations of those countries. PLEASE CONTACT YOUR LOCAL DEALER FOR DETAILS. John Deere reserves the right to change specification and design of all products described in this literature without notice. John Deere's green and yellow colour scheme, the leaping deer symbol, and JOHN DEERE are trademarks of Deere & Company. All photography and illustrations contained herein are copyrighted assets of Deere & Company.

6M_Jan_2025

Connectivity Positioning Document

JDLink™ M-Modem	JDLink™ R-Modem	JDLink™ Boost	Smart Connector & Equipment Mobile
			 JOHN DEERE

How do these solutions differ from one another?

JDLink M-Modem	Lower cost option for telematics and an economical choice for field installations on Deere and non-Deere machines. This solution utilizes internal GPS Cellular, and Wi-Fi antennas. Additionally, this universal modem and various harnesses are available as field kits and factory installed for specific machine platforms. When pairing an M-Modem with the Universal Config File, customers can expect to see machine/fuel information, temperatures, ar machine metrics in the Ops Center depending on the exact machine type. To unlock remote display access, data sync, and in-field data sharing, a customer must purchase an ethernet switch and four-wire ethernet cable when used with a Gen4 or 2630 Display. Lastly, the M-Modem is not capable machine sync.
JDLink R-Modem	This enabling product is a direct replacement for the 4G MTG LTE and utilizes the same external antennas as the former 4G MTG LTE. The R-Modem factory installed on large-ag, C&F, and other platforms. Additionally, this solution is available for field installation on various machines when installation instructions require an external antenna. For reference, the antenna, ethernet cable, and vehicle harness is required for machine sync.
JDLink Boost	JDLink Boost is the ideal solution for farmers if cellular coverage is limited or completely unavailable. This enabling product allows Deere machines to transmit data in real-time to/from the Ops Center and between machines for real-time decisions in your operation. The JDLink Boost kit requires an M-Modem or R-Modem to function and is available for a one-time purchase of $1,000 for hardware that includes a free 3-year license. The M or R-Moder captures machine and agronomic data from the machine, broadcasts the data to the internet and cloud via satellite network where the data will then reach the Ops Center. For messages transmitted from the Ops Center to the machine, the same path is followed in reverse.
mart Connector & Equipment Mobile	The Smart Connector connects the tractor via Bluetooth to the John Deere Equipment Mobile app. When paired together, the Equipment Mobile App a the Smart Connector provide real-time updates on machine readiness: fuel level, maintenance required, and active/stored diagnostic trouble codes. Th Live Dashboard feature further enriches the user experience by offering on-the-go monitoring of various operational parameters and optimizing tractor performance during use. Lastly, critical information for managing your tractor as part of your fleet will sync to Ops Center for features like engine hours fuel, and last known location.



R-Modem & M-Modem Capabilities



	Connected Support	Fleet Management	Agronomics & Prescriptions	Automation
R-Modem	JDLink Alert Monitoring Service Advisor Remote Remote Programming Expert Alerts Machine Dashboard Remote Display Access	Location Tracking & Alerts Equipment Management Operation Performance Machine Analyzer	Data Sync In-Field Data Sharing G5 Streaming	mRTK AutoPath Machine Sync
M-Modem	JDLink Alert Monitoring Service Advisor Remote Remote Programming Expert Alerts Machine Dashboard *Remote Display Access**	Tracking Equipment Management Operation Performance Geofence Alerts Machine Analyzer	*Data Sync** *In-Field Data Sharing** *G5 Streaming**	mRTK AutoPath

***Ethernet switch & 4-wire ethernet cable required when used with a Gen4 or 2630 Display**

For Machine Sync, an antenna, ethernet cable, and vehicle harness are required



Hardware Differences between M-Modem & R-Modem



M-Modem	R-Modem
Comes with a power cable to connect to a G5 Display	Direct replacement for 2G, 3G, 4G (same hardware)
Comes with a power connector	Same connection points if you have a 2G or 3G antenna
Comes with a service port to connect to the machine's CANBUS to attain codes/information on the tractor	Same power connection and ethernet
To connect to a display, it includes a 2-wire ethernet cord	If starting from scratch, you will need to purchase an antenna
For use on a 2630 or Gen4 Display, you will need to purchase an ethernet switch which will require another power cord	HSA2 ethernet connector (same connector on the back of a G5 Display)
If you already have a G5 Display, this modem is the best solution because it comes with all the cables you need	If you have a 2630 and you are replacing a 2G or 3G MTG, you will need to purchase an adapter and power connector
If you want to install on a non-ag machine and have 12 volts, this solution will provide you with location, maintenance manager information, geofencing, and curfew	If you have a newer tractor that did not come with JDLink from the factory, then the R-Modem can serve as a drop-in solution
If the machine has a service advisor port, you can attain hours, codes, fuel, and diagnostic capabilities	Wi-Fi antenna capabilities if you want to perform machine sync



*M-Modem & R-Modem Pricing



	Field-Installed Kit	Code & Part Number Information	Harness	Less Harness	Ethernet Switch Kit
Field Kit M-Modem Information	Includes Modem with 4G capabilities, a vehicle harness, and a 2-wire ethernet cable	Base Code: 021VPC Harness Option Code: 4302 Less Harness: 4399 Ethernet Switch Kit: BPF12384	Compatible with non-Deere machines, G5/G5Plus Universal Displays, but with Gen4 or 2630, ethernet switch kit is required for remote display access and agronomic data	Beneficial when a vehicle is ex-factory already pre-equipped with harnesses or when the M-Modem is going to be installed on equipment without being connected to CAN/ OBD2 bus or displays for agronomical data	Includes an ethernet switc power harness, switch po cap and instructions. This switch enables you to conn the M-Modem to Gen4 or 26 displays for remote displa access and to collect agronomic data
Pricing	$500	N/A	Included in base price	($100)	$275
Field Kit Install Time	For most applications, this field kit installation should take less than 1 hour				

	Integrated Install	Code & Part Number Information	High-Performance 4G Antenna
ntegrated Install R-Modem Information Drop-in replacement on machines with existing 2G, 3G, or 4G MTGs	Includes R-Modem with 4G capabilities, terminator, and two stubby wireless antennas	Base Code: 021TPC	PFA10877 Required for machine sync
Pricing	$450	N/A	$142.92
Integrated Install Time	Since the R-Modem is targeted for integrated installs, it is difficult to put an expected time on installation. However, if installing on a machine tha was ordered less MTG from the factory, you will have to remove the right-hand console shrouds to gain access to the mounting location, mount t MTG, connect to the antenna, and then put it all back together. (more than 1 hour installation time – example above – older combine)		
*Pricing information in this resource is current as of March 2025 and is subject to change.			

Customer Scenarios for M-Modem & R-Modem



Customer Scenario 1 – I have a 9000 Series Combine that has a Gen4 CommandCenter™ display that is not equipped with an MTG. During harvest, I typically hire part-time help to run the combine, and my local John Deere dealer has explained the value of remote display access to assure the combine is setup properly before we start each day. He also shared that he could perform remote diagnostics since I live 30 miles from the dealership. Which modem best suits my operation?

- *Answer: M-Modem with ethernet switch and 4-wire ethernet cable*
  - *Low-cost telematics solution, enables remote display access/remote diagnostics, and economical choice for field installation on Deere machines that are not connected*

Customer Scenario 2 – I own a large dairy and have a fleet of equipment including two MY11 8Rs that are used for planting and a couple MY12 9Rs for pushing silage and running rippers on our ground post-harvest. However, these four machines have 3G MTGs that I would like to upgrade. Additionally, my local dealer has explained to me the value of in-field data sharing and data sync when running multiple planters/rippers/field cultivators in the field at once, so I plan to purchase licenses for my displays as well.

- *Answer: R-Modem*
  - *Would serve as a direct replacement for this customer's 3G MTGs and would enable his operators to perform in-field data sharing and data sync*

Customer Scenario 3 – I am an Operations Manager for our state's Department of Transportation, and we have 15 MY17 5M tractors that we would like to install JDLink so we can monitor the location of each tractor in real-time, schedule routine maintenance intervals to avoid catastrophic failures, and better understand how we can potentially increase productivity by reducing idle time and increasing working time. Which modem would best support our business?

- *Answer: M-Modem*
  - *Would allow the DOT to monitor equipment usage in the Ops Center through machine analyzer, schedule routine maintenance intervals, receive diagnostic trouble codes, and keep tabs on their machinery through Equipment Mobile*



Smart Connector & M-Modem Capabilities



	How-To	Equipment Management	Equipment Maintenance	Convenient Access to Resources	Machine Data	Connected Suppor
Smart onnector JDLink -Modem	✓ Quick and easy access to unique owner information including warranty and operator manuals ✓ A library of "how to" videos showing a variety of common jobs, like how to sharpen mower blades	✓ Access to outstanding product recalls, warranty and PowerGard expirations – with information about what to do next ✓ Ability to easily share equipment details with your partnered dealer for future sales or service questions	✓ Maintenance planning and tracking creation, based on intervals ✓ Convenient parts purchase from the industry's leading dealer network, with confidence that the part will fit	✓ Direct access to JDF ✓ View new incentives ✓ Navigate to Deere.com and Shop.Deere.com	✓ Fuel levels, check your fuel levels at anytime, ensuring you can pick up fuel when convenient, or compare the job done to fuel usage ✓ Ensure your maintenance plan is created based on your updated hours – taking the guesswork out of equipment upkeep ✓ Peace of mind knowing your equipment is secure: geofence that will alert customers of theft and illicit use and machine location/history	✓ Monitor diagnostic alerts from your equipment remotely (customer & dealer) ✓ Connected Support services, including proactive machine monitoring on your tractor, from the industry's leading dealer network
				No Modem		

Smart Connector & M-Modem Pricing

	Field-Installed Kit	Code & Part Number Information	Harness
Smart Connector Information	Includes Smart Connector with Bluetooth capability, and a vehicle harness	1-4 Tractors: BXX11947 X3/X5 Lawn Equipment: BUC10537 (export – BUC10959) S1/S2/Z5 Lawn Equipment: BUC11960	Required for X3/X5, S1/S2 and older 1-4 Series tractors. Discard for Z5 and newer 1-4 Series Tractors. Easily connects in line with the display or to the OBD2 port.
Pricing	$110-$165	Included in kit price	Included in kit price
Field Kit Install Time	For most applications, this field kit installation should take less than 20 minutes.		

	Field-Installed Kit	Code & Part Number Information	Harness	Less Harness	Ethernet Switch Kit
Field Kit M-Modem Information	Includes Modem with 4G capabilities, a vehicle harness, and a 2-wire ethernet cable	Base Code: 021VPC Harness Option Code: 4302 Less Harness: 4399 Ethernet Switch Kit: BPF12384	Compatible with non-Deere machines, G5/G5Plus Universal Displays, but with Gen4 or 2630, ethernet switch kit is required for remote display access and agronomic data	Beneficial when a vehicle is ex-factory already pre-equipped with harnesses or when the M-Modem is going to be installed on equipment without being connected to CAN/ OBD2 bus or displays for agronomical data	Includes an ethernet switc power harness, switch po cap and instructions. This switch enables you to conn the M-Modem to Gen4 or 26 displays for remote displa access and to collect agronomic data
Pricing	$500	N/A	Included in base price	($100)	$275
Field Kit Install Time	For most applications, this field kit installation should take less than 1 hour				
*Pricing information in this resource is current as of March 2025 and is subject to change.					

SA&T Machine Connection by Customer Segment

egment	 B2C	 Rural Lifestyle	 High Value & Small Acre Crops	 Dairy & Livestock	 Professional Landscape Contractors	 Multi Segment
ardware		 				
onnected quipment ase or Field it old represents ardware is in se from the ctory.	S120, S130, S160, S170, S180, S240 X300, X500, X700, X900 Z500 series **Z370R, Z380R (Electric)**	**SC:1R, 2RSC, 3032E, 3038E, 3R, 4052M, 4066M, 4R** SC: 1E, 2RLC, 3D, 3025E, 4044M Modem: 4R Cab **Modem: 5E Tractors**	**5M Tractors** **Specialty Tractors**	**6 Series Tractors** **Windrowers**	**Front Mowers Wide Area Mowers** **Skid Steers Track Loaders** ZTrak Mowers QuikTrak Mowers CWBMs Compact Loaders Compact Excavators	**Full Size XUV w AT or GS Ready** **MY26 - Full Size XUV** MY26 - Work Series Mid-Size XUVs



Customer Scenarios for Smart Connector & M-Modem



Customer Scenario 1 – I work for a municipality where we perform several jobs that include maintaining public parks, landscaping, and snow removal. We have multiple crews that operate compact utility tractors but would like to become more efficient as it relates to fueling machines, scheduling maintenance plans based on tractor hours, and having peace of mind knowing that our equipment will be secure at the end of the workday. What solutions are available for our operation?

- *Answer: M-Modem*
  - *Low-cost telematics solution with the ability to remotely monitor fuel levels from the Equipment Mobile app, ensure your maintenance plans are created based on machine hours, and create geofences that will alert you when your equipment has left a specified area*



Customer Scenario 2 – I run a commercial mowing business that specializes in providing lawn care and mowing services to commercial properties. My fleet of equipment consists of Z7 and Z9 Series Zero Turn Mowers. I would like the ability to order parts directly from my Equipment Mobile app rather than driving to our closest dealer. Additionally, I would like to monitor engine hours, fuel levels, and key switch status to assure my machines stay up and running. Does Deere offer any telematics devices for commercial mowing units?

Answer: Smart Connector

- *The Smart Connector connects the units via Bluetooth to the John Deere Equipment Mobile app. When paired together, the Equipment Mobile App and the Smart Connector provide real-time updates on machine readiness: fuel level, maintenance required, and active/stored diagnostic trouble codes. The Live Dashboard feature further enriches the user experience by offering on-the-go monitoring of various operational parameters and optimizing tractor performance during use. Lastly, critical information for managing your machine as part of your fleet will sync to Ops Center for features like engine hours, fuel, and last known location.*



No Cellular Coverage?
No Problem with JDLink Boost!

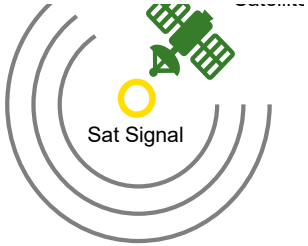

JDLink Boost	
What is JDLink Boost?	An advanced telematics solution that enhances machine connectivity and data management for agricultural operations. It builds upon the existing JDLink platform, providing users with improved insights into machine performance, location tracking, and operational efficiency through satellite rather than cellular connections.
Hardware/Software Requirements for Precision Ag?	Modem with 4G JDLink Connectivity Service and Gen4 V2/G5 Display with 24.1 software or newer
Machine Compatibility	JDLink Boost Machine Compatibility Guide
How does it work?	JDLink Modem captures machine/agronomic data from the unit, modem broadcasts the data via Wi-Fi to the satellite terminal, the satellite terminal sends the data to the internet and cloud via satellite network, and the data reaches the Ops Center platform (for messages transmitted from Ops Center to machine, the same path is followed in reverse)
Price & License?	$1,000 for hardware that includes a 3-year license
Target Markets?	Western United States and Brazil

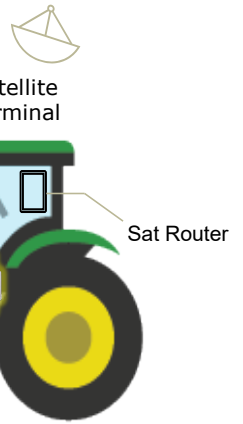





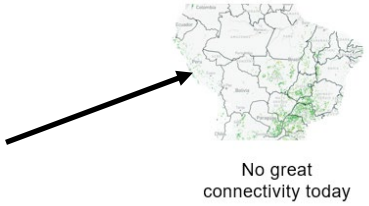







Value Unlocked through JDLink Boost

Enabling Solutions that Require a Solid Connection	
Remote Display Access	Receive real-time assistance from your dealer or support teams, allowing for quicker diagnosis and resolution of equipment issues without the need for on-site visits
Automatic Data Sync	Automating data collection reduces the time spent on manual entry, allowing customers to focus on more strategic tasks rather than administrative work
Real-Time Management	Allows customers to adapt to quickly changing conditions, whether due to weather, market demands, or equipment performance, enhancing their agility
In-Field Data Sharing	Leads to more precise application of fertilizers, pesticides, and water, reducing waste and improving cost effectiveness
Expert Alerts	Receive notifications about potential equipment problems before they escalate into major issues, allowing for proactive maintenance
Autonomy	Experience long-term savings from reduced labor costs, optimized input use, and minimized operational inefficiencies
Combine & Ground Speed Automation	Allows combines to operate at optimal ground speeds for various conditions, ensuring that crops are harvested at the right time, and in the most efficient manner, leading to higher throughput
Harvest Logistics	By optimizing routes and reducing idle times during harvest season, customers can save on fuel and labor costs
See & Spray™	Utilizes machine learning and computer vision to identify and treat only the areas of the field that require input application, which reduces the overall amount of chemicals used, minimizing waste and environmental impact
Operations Center Pro™	Provides ag retailers with an end-to-end fleet dispatching and logistics system to send work order details directly to an in-cab connected Deere display to save time so more acres can be covered

JOHN DEERE





Full Fleet Monitoring
Unlock the Power of Data: Connect Your Legacy with the John Deere JDLink™ M Modem

Unlock the full potential of your legacy John Deere equipment with JDLink™, where modern technology meets timeless reliability. By connecting your older machines to JDLink, you gain access to real-time data and analytics empower you to optimize performance, enhance operational efficiency, and reduce maintenance costs.

Solutions That Require Connectivity

- Connected Support
  - ✓ Remote Display Access: When paired with a John Deere display, RDA allows dealers and support personi to access a farmer's display remotely. This means that if a customer encounters an issue or has a questic while operating their equipment, they can receive immediate assistance without needing to wait for a technician to arrive on-site.
  - ✓ Service Advisor Remote: This solution allows technicians to access diagnostic information from a farmer' equipment remotely, which can prevent unexpected breakdowns and keep equipment running smoothl
  - ✓ Expert Alerts: This tool informs operators of potential issues before they become major problems. By receiving timely notifications about equipment health, farmers can address maintenance needs proactiv reducing the risk of unexpected breakdowns.
- Wireless Data Transfer: Enables immediate access to data from remote locations. This allows users to monitor equipment, applications, or processes in real time, facilitating quick decision-making.
- Enhanced Operational Efficiency: The insights gained from JDLink can help identify inefficiencies in equipment us and operation, allowing farmers to optimize workflows and improve productivity.

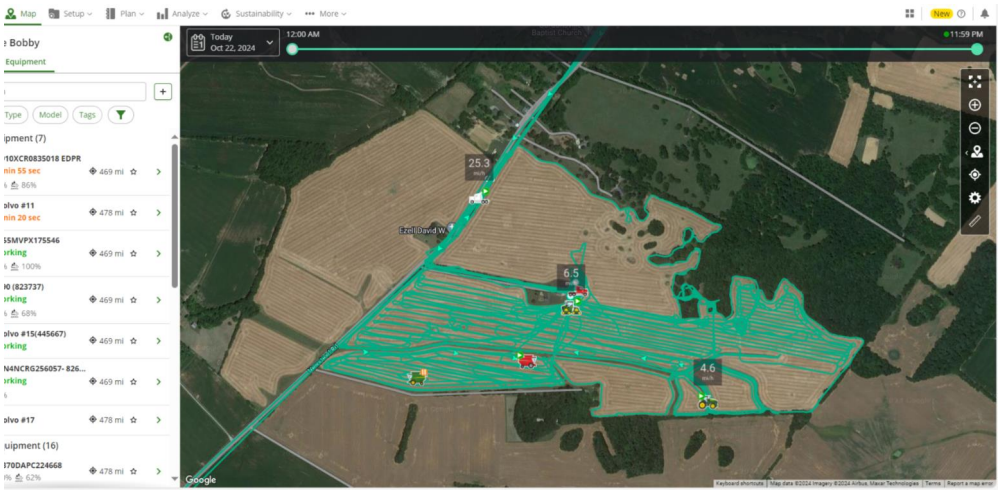





For hardware and software requirements, please reference PTAG Solution 220884

Preserve Your Legacy: Connect with JDLink™ for Modern Insights

Cost Control: Labor costs associated with repairs and maintenance can add up quickly. When dealer technicians utilize connected support tools, customers can expect a 20-35% improvement in labor efficiency when technicians use connected support tools to make repairs versus performing them without such features.

Estimated Time Remaining: Knowing the estimated time remaining for grain trucks helps manage their time effectively, ensuring that combines do not sit idle.

Efficiency in Operations: Clear directions help optimize the routing of equipment to and from fields, reducing travel time an enhancing the overall efficiency of the harvesting process.

Field Access: Knowing the best entry points and paths into fields ensure that equipment can access crops without damaging ther or the surrounding area. Proper field entry points can minimize soil compaction and reduce disruption to the land.

Enhanced Communication: Custom alerts facilitate better communication between the equipment owner and the hired operato They can provide real-time updates on equipment status, location, and operational performance, ensuring that everyone is informed and aligned on tasks.



Fuel Information

- Average Fuel Rate (gal/hr)
- DEF Tank Level (%)
- Fuel Tank Level (%)

Temperatures

- Avg Coolant Temp (F)
- Max Coolant Temp (F)

Machine Metrics

- Average Engine Speed (R
- Avg Engine Load Factor (
- Avg Ground Speed (mi/h

Machine parameters being available in the Ops Center will depend/vary based on machine type

JOHN DEERE





Full Fleet Monitoring
Empowering You to Control Every Mile
Utilizing the John Deere M Modem

John Deere's full fleet monitoring solution empowers businesses to optimize their operations through real-time insights and data-driven decision-making. By seamlessly integrating advanced telematics and analytics, our solution provides comprehensive visibility into equipment performance, utilization, and health across your entire fleet.

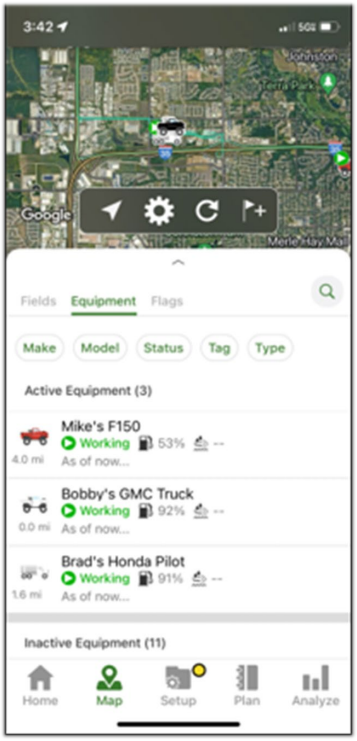

- Cost Savings: By gaining insights into fuel consumption, maintenance needs, and operational performance, customers can identify areas for cost reduction.
- Increased Efficiency: Monitoring vehicles in real-time allows customers to optimize routes, reduce idle times, and improve overall fleet efficiency.
- Proactive Maintenance: JDLink enables predictive maintenance by providing alerts and diagnostics for potential issues before they escalate.
- Improved Safety: The ability to monitor driver behavior, vehicle performance, and compliance with safety regulations enhances overall safety. Customers can implement training and policies that promote safe driving practices, reducing accidents and liabilities.



Estimated Time Remaining: Knowing the estimated time remaining for grain trucks helps manage their time effectivel ensuring that combines do not sit idle.

Efficiency in Operations: Clear directions help optimize the routing of equipment to and from fields, reducing travel tir and enhancing the overall efficiency of the harvesting process.

Field Access: Knowing the best entry points and paths into fields ensure that equipment can access crops without damagi them or the surrounding area. Proper field entry points can minimize soil compaction and reduce disruption to the land.

Enhanced Communication: Custom alerts facilitate better communication between the equipment owner and the hired operators. They can provide real-time updates on equipment status, location, and operational performance, ensuring that everyone is informed and aligned on tasks.

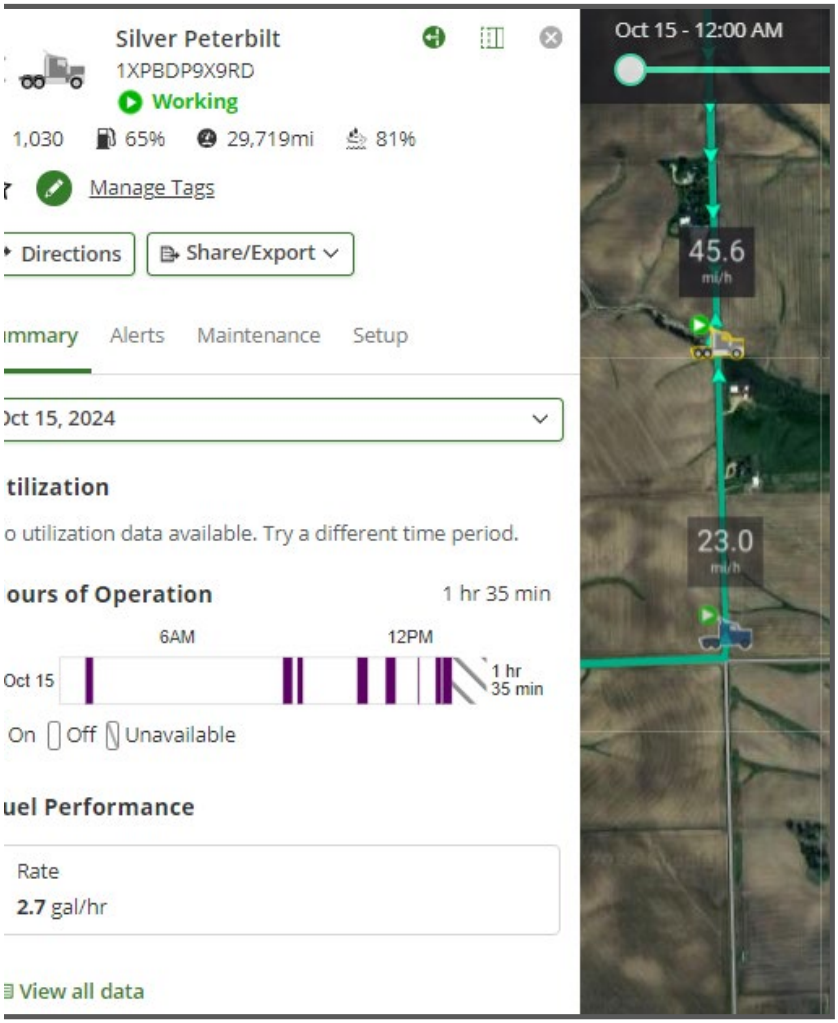

Machine & Fuel Informatior

- Odometer (mi)
- Average Fuel Rate (gal/hr
- DEF Tank Level (%)
- Fuel Tank Level (%)

Temperatures

- Avg Coolant Temp (F)
- Max Coolant Temp (F)

Machine Metrics

- Average Engine Speed (RF
- Avg Engine Load Factor (%
- Avg Ground Speed (mi/hr



Machine parameters being available in the Ops Center will depend/vary based on machine type.

Heavy Duty Semi-Trucks & Non-Deere Ag Equipment

Hardware

- For non-Deere ag equipment, utilize a J1939 Type 1 to Type 2 Adapter for machines that have the Type 2 “green” style J1939 connector instead. Please see 225134 - Solution Viewer
- For heavy duty semi-trucks, connect the Service ADVISOR™ (J1939) connector from the M-Modem Universal Field Kit harness directly to the corresponding connector on the vehicle
- Power connector adapter: RE48525 and RE51091
  - Adapts the convenience outlet power connector on Modem field kit harness PFP21103 for use with other power sources.
- Universal Modem Harness: PFP21103
- JDLink Modem (will only accommodate vehicles with OBD-2 or J1939 (round 9 PIN) connectors

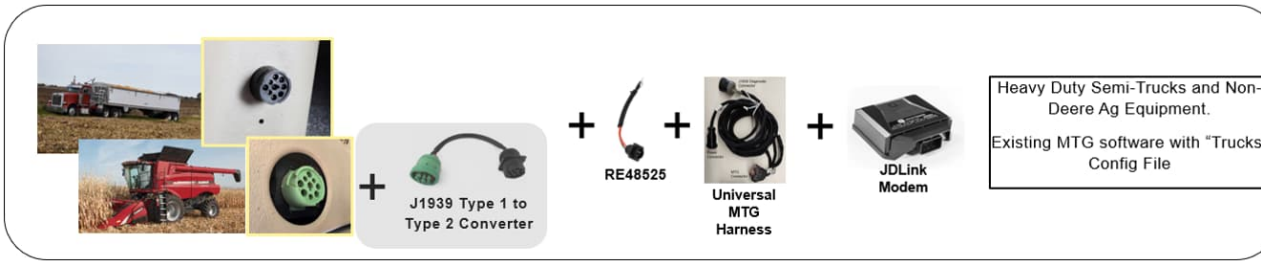

Software

- Modem firmware version: 41.01.233 or newer
- John Deere Operations Center
- Equipment Mobile

Installation & Setup

1) Install M-Modem on machine (reference PFP22932 M-Modem Field Kit Installation Instructions at techpubs.deere.com)
   a. Reference DTAC Solution 225134 for additional installation guidance on automotive applications
2) For some non-Deere Ag equipment, you may need to purchase a J1939 Type 1 to Type 2 Adapter Harness to connect Modem harness to the green J1939 (9 PIN) style connector. Please see DTAC Solution 225134 - Solution Viewer or solution 220885 for more information.
3) For heavy duty semi-trucks, connect the ServiceADVISOR™ connector from the M-Modem Universal Harness directly to the J1939 (9 PIN) connector on the vehicle
4) Once you have established a CAN connection utilizing the J1939 connector, connect power outlet connector (RE48525 – power connector adapter) to the Universal Modem Harness if needed
5) Complete Modem Pairing/Registration/Setup steps in Operations Center

Machine Data Parameters*

- Machine & Fuel Information
  - Odometer (mi)
  - Average Fuel Rate (gal/hr)
  - Def Tank Level (%)

Company Use

  - Fuel Tank Level (%)
  - VIN
- Temperatures
  - Average Coolant Temp (F)
  - Max Coolant Temp (F)
  - Last Coolant Temp (F)
  - Average Engine Oil Temp (F)
  - Max Engine Oil Temp (F)
  - Last Engine Oil Temp (F)
- Machine Metrics
  - Average Engine Speed (RPM)
  - Last Engine Speed (RPM)
  - Average Engine Load Factor (%)
  - Last Engine Load Factor (%)
  - Average Ground Speed (mi/hr)
  - Last Ground Speed (mi/hr)
  - Machine Engine Hours (hrs)

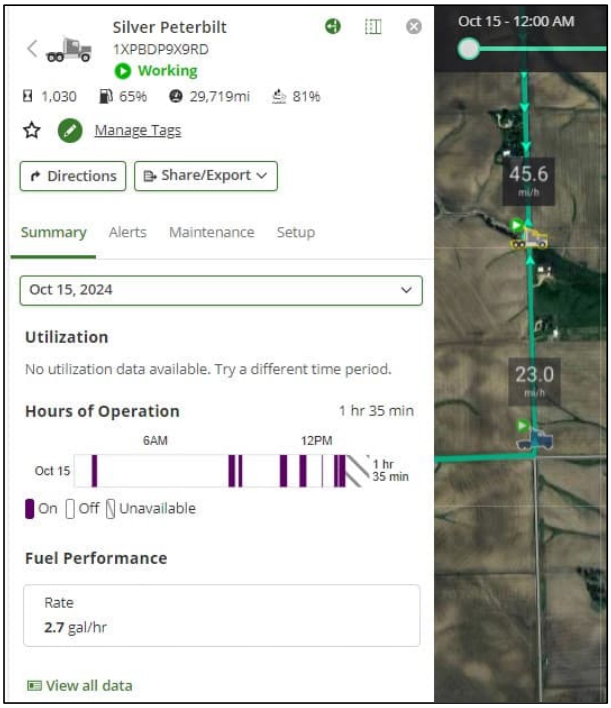

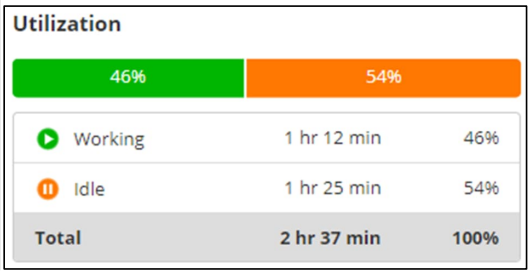

Company Use

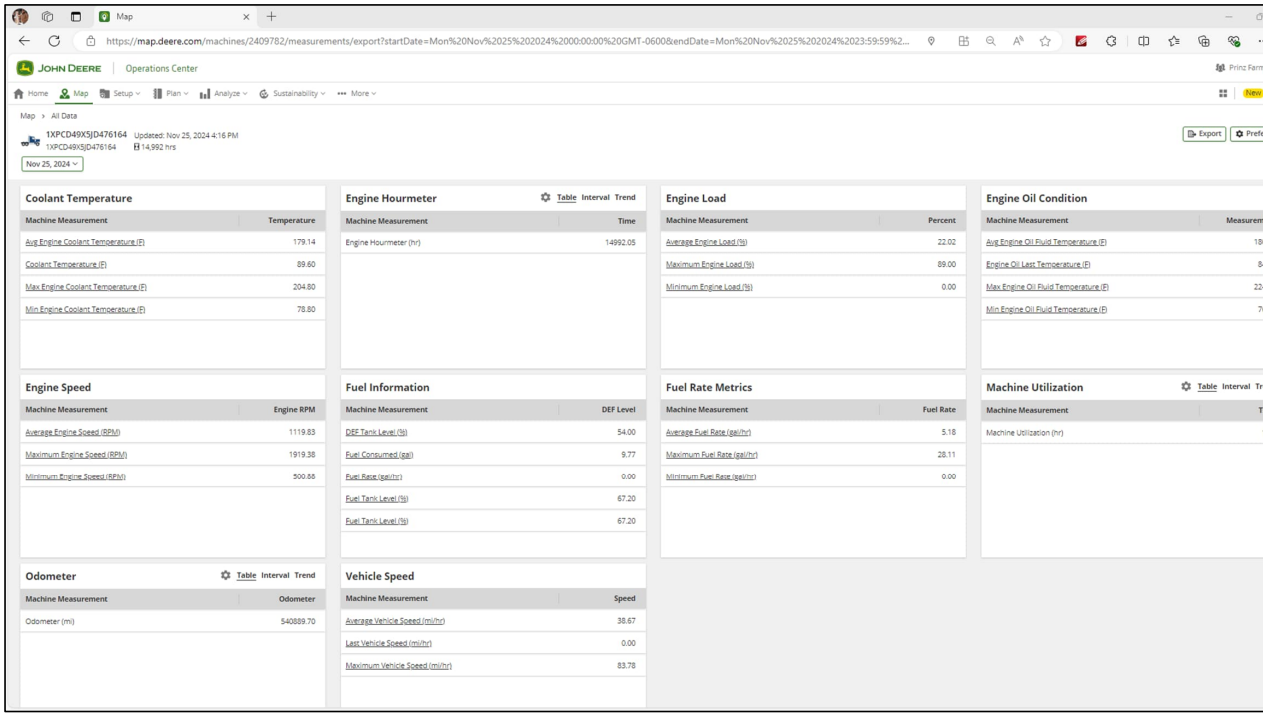

**There is no guarantee that the parameters mentioned above will be available for each application as it is dependent on the manufacturer's configuration.*

Company Use

12.7 PURCHASE OF WATER TANKER TRAILER - TENDER WT1. 26-27

Author: **Director Engineering Services**

Authoriser: **Chief Executive Officer**

RECOMMENDATION

That Council:

1. Approve the purchase of one (1) Mick Murray Welding Water Tanker Trailer from Brown and Hurley Toowoomba for a total cost of $204,000.00 (excl. GST).

BACKGROUND

Unit 187 is due for replacement under Council's approved Plant Replacement Schedule. In accordance with the Local Buy Arrangement - Heavy & Light Plant Machinery (LB345), a single supplier was invited to provide a tender submission, with Brown and Hurley Toowoomba submitting one (1) conforming tender for a Mick Murray Welding Water Tanker Trailer.

Purpose

The purpose of this report is to present the outcome of the tender process and seek Council's approval to purchase a replacement Water Tanker Trailer for Unit 187.

Discussion

The tender from Brown and Hurley Toowoomba is recommended for the following reasons:

- Value for money: The quoted price is consistent with pricing achieved for comparable water tanker trailer purchases tendered by Council in previous financial years.
- Proven performance: Mick Murray Welding is a trusted and proven brand within Council's fleet, supplied and supported by Brown and Hurley, and has consistently delivered strong operational performance, durability, and reliability in water tanker operations.
- After-sales service: Brown and Hurley provides local field service support and readily available spare parts from Roma, minimising downtime and ensuring efficient ongoing maintenance.
- Operator usability: The water tanker meets all operational, safety, efficiency, and operator comfort requirements for Council's water tanker operations.
- Warranty: The trailer is supplied with comprehensive warranty coverage of 2 years, providing long-term assurance and reduced risk over the life of the asset.

Consultation

Workplace consultation was undertaken with the operational work areas where the water tanker trailer will be primarily utilised, who confirmed the unit meets operational expectations and requirements. The purchase was managed by Council's Engineering Services procurement staff in accordance with the Local Buy Arrangement (LB345).

Financial Risks

The purchase is provided for within Council's approved Plant Replacement Schedule and capital budget. Pricing is fixed under the Local Buy Arrangement (LB345), limiting exposure to cost variation. No financial risks have been identified.

Environmental Risks

As a towed unit, the water tanker trailer has no engine and produces no direct emissions or noise. Replacing the ageing Unit 187 reduces the risk of leaks and improves operational reliability, with the superseded unit to be disposed of in accordance with Council's asset disposal practices.

Social Risk

No social risks have been identified. Workplace consultation with the relevant work areas confirmed no adverse community or workforce impacts are anticipated.

Legal Risk

The purchase was undertaken under the Local Buy Arrangement (LB345), a pre-qualified arrangement consistent with the procurement requirements of the *Local Government Regulation 2012*, minimising probity and contractual risk.

REFERENCES

- Local Government Act 2009
- Local Government Regulation 2012

LINK TO CORPORATE PLAN

1.1.1 Council has in place strategic decision-making frameworks to identify, prioritise, and meet current and future needs .

1.3.1 Council has in place operational systems and capacity to deliver strategic priorities and core operations.

2.4.1 Road and street infrastructure investment is strategic and effective to accomplish maintenance priorities and development opportunities

ATTACHMENTS

1. Watertanker Brochure ⇩

MICK MURRAY WELDING NT PTY LTD

High Quality & Durable Trailer Equipment

25,000L Watertanker



Application	Heavy duty construction suitable for on or off-road operation – designed for Australian conditions
	Optional extras: "Safe Together" compliant Longitudinal baffle – Side under-run protection
Capacity	Standard 25,000litre barrel capacity
Construction	5mm 350 MPa steel barrel including 5 lid compartments and rear fill chute. Full length barrel runners for added strength.
	Hydraulic system cooling piping incorporated in tank for continuous pumping operation
	6" front and rear outlets for roadtrain configuration as standard – integrated rear sump for ease of cleaning & full barrel discharge
Suspension	Full range of OEM air or mechanical spring suspension variants available
Axles	Full range of OEM axle variants on disc or drum brakes available
Brake Control	OEM brake kits incorporating EBS and RSS to suit disc or drum brake axles
Lighting	ADR compliant LED lighting
Couplings	Full range of OEM tow couplings available rated for road-train operations
Fasteners	Zinc plated high tensile fasteners used throughout. All bolts assembled with anti-seize compound as standard
Finish	All steelwork is grit blasted to class 2.5 and painted in two pack – single colour chassis and single colour barrel
	Internal surfaces grit blasted to class 2.5 and painted in two pack to food grade standards
Pump Systems	Hydraulic motor with Southern Cross pump—Air or radio control systems for spray functionality
Discharge	Standard 5 way discharge system – Magnum single acting spray valves and air actuated dual fan type dump bar
	Rear mounted hose reel and dam fill options available

Copyright Mick Murray Welding NT Pty Ltd

13 COMMUNITIES, COMMUNITY SERVICES & COMMUNITY INFRASTRUCTURE

14.1 AUGUST 2026 MONTHLY LIBRARY REPORTS

Author: **Director Community, Community Services, and Community Infrastructure**

Authoriser: **Chief Executive Officer**

RECOMMENDATION

That Council:

1. Receives and notes the August 2026 Library Reports for the Charleville, Augathella and Morven libraries.

BACKGROUND

Monthly reports on the operation of the Charleville, Augathella and Morven libraries are presented to Council for its information. The reports are compiled by Charleville Library staff, with the Augathella and Morven statistics compiled by branch staff and forwarded to Charleville Library for inclusion.

The presentation of monthly library reports is a long-standing practice of Council, most recently reflected in Resolution 283/25 (Ordinary Council Meeting, 24 October 2025) and Resolution 021/26 (Ordinary Council Meeting, 20 January 2026), by which Council received and noted the respective monthly library reports.

PURPOSE

The purpose of this report is to present to Council the July 2026 statistical and operational information for the Charleville, Augathella and Morven libraries.

DISCUSSION

Key statistics for July 2026 are summarised below.

Measure	Charleville	Augathella	Morven
Loans and returns (internal)	2,032	739	248
In and out items (external)	869	65	59
Items average per day	100	36	34
Active members	1,569	160	177
Visitors	1,076	118	75
Internet / Wi-Fi use	206	–	–
Mulga Lands Gallery visitors	81	–	–

Charleville Library membership increased by 11 new members in July, bringing current membership to 1,569. The Mulga Lands Gallery recorded 81 visitors to the *In The Making* display. Morven Library membership continued its gradual growth (177 members) and recorded its highest visitor count for the year to date (75), assisted by tourist visitation during the month.

Operational highlights for July 2026 include:

- Forward Plan — branch goals were confirmed and compiled, and the Forward Plan for the next financial year was formatted and submitted to State Library of Queensland. The plan sets service goals for each branch and guides the allocation of State Library funding.
- School holiday programming — Children's Discovery delivered two STEM programs at Charleville Library, attracting a combined 77 participants with high reported satisfaction.
- NAIDOC Week — Charleville Library presented a book display (including a title signed by a visiting author), a collaborative community-coloured poster display, and a NAIDOC-themed play station. The felt board has since been retained as a permanent play setup with rotating story pieces.
- Collaborative garden display — a community wall display and interactive play opportunity was well used by children and families.
- LEGO Club — 46 participants attended across the month.
- First5 Forever — 55 parents and children attended Storytime programming at Charleville during July, under the statewide early literacy program for Queensland children aged 0–5 years.
- Childcare centre collaboration — joint programming has been postponed due to short staffing at the childcare centre, with pre-existing programs being prioritised.
- Morven Library — staff attended the Rural Libraries Queensland (RLQ) meeting held on a Morven operating day, received the mid-year stock exchange (excluded from the monthly statistics to accurately represent the month), and welcomed tourist visitation.

Consultation

Internal consultation was undertaken with Charleville Library staff, who prepared the report, and with Augathella and Morven library staff, who compiled and provided their branch statistics.

Financial Risks

No financial risks are identified. The libraries operate within Council's adopted budget, supplemented by State Library of Queensland funding allocated in accordance with the annual Forward Plan and the First5 Forever program.

Legal Risks

No legal risks are identified. Receiving the report supports Council's transparency and accountability obligations under the *Local Government Act 2009*, and library services are delivered consistent with the *Libraries Act 1988*.

Environmental Risks

No environmental risks are identified.

Social Risks

No adverse social risks are identified. The reported programming — including NAIDOC Week activities, First5 Forever early literacy sessions, STEM school holiday programs and LEGO Club — delivers positive social, cultural and educational outcomes across the Charleville, Augathella and Morven communities. The postponement of childcare centre joint programming is a minor, temporary reduction in outreach and will be re-established when staffing allows.

REFERENCES

- Local Government Act 2009
- Libraries Act 1988

LINK TO CORPORATE PLAN

3.1.1 Health and wellbeing services meet community needs and expectations

3.3.1 The education needs of the community are represented and pursued

3.4.1 Preservation and recognition of the traditions and cultures of Aboriginal people and their ongoing custodianship of country.

ATTACHMENTS

1. July 2026 Library Reports ⇩

Murweh Shire Council Library Reports

From: **Chayla Atkinson – Full Time**
Mikayla Hold - Tranee

Report for July 2026 – Charleville / Augathella & Morven

Charleville

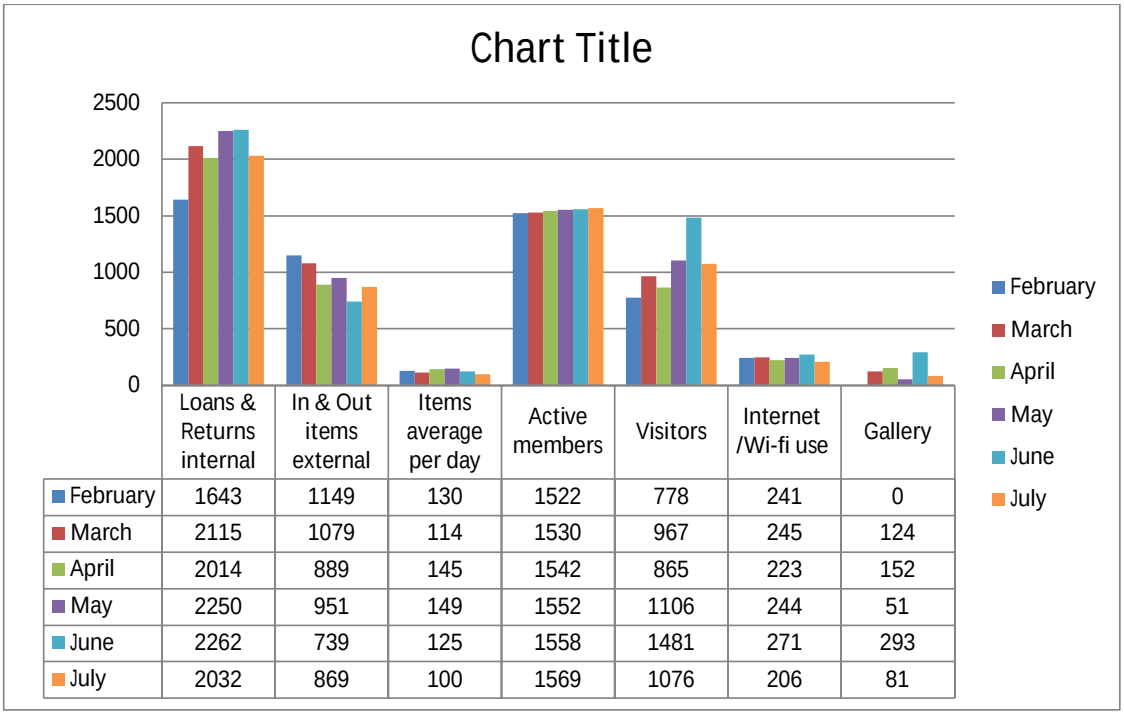

	Loans & Returns internal	In & Out items external	Items average per day	Active members	Visitors	Internet /Wi-fi use	Gallery
February	1643	1149	130	1522	778	241	0
March	2115	1079	114	1530	967	245	124
April	2014	889	145	1542	865	223	152
May	2250	951	149	1552	1106	244	51
June	2262	739	125	1558	1481	271	293
July	2032	869	100	1569	1076	206	81

Augathella

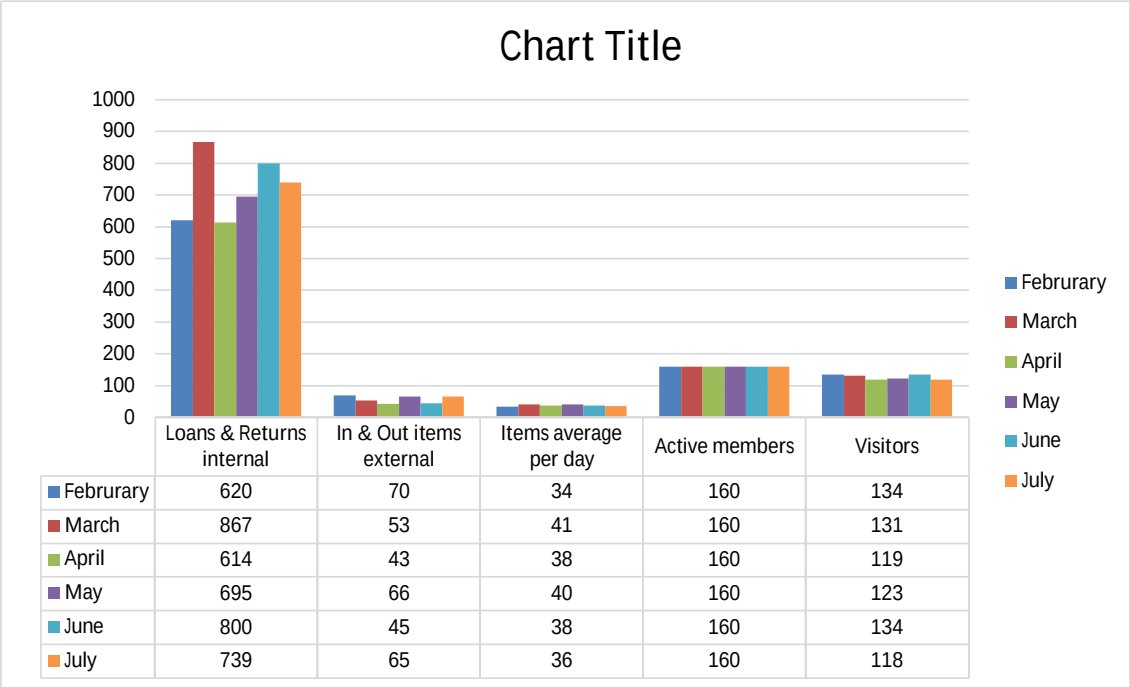

	Loans & Returns internal	In & Out items external	Items average per day	Active members	Visitors
Februrary	620	70	34	160	134
March	867	53	41	160	131
April	614	43	38	160	119
May	695	66	40	160	123
June	800	45	38	160	134
July	739	65	36	160	118

Morven

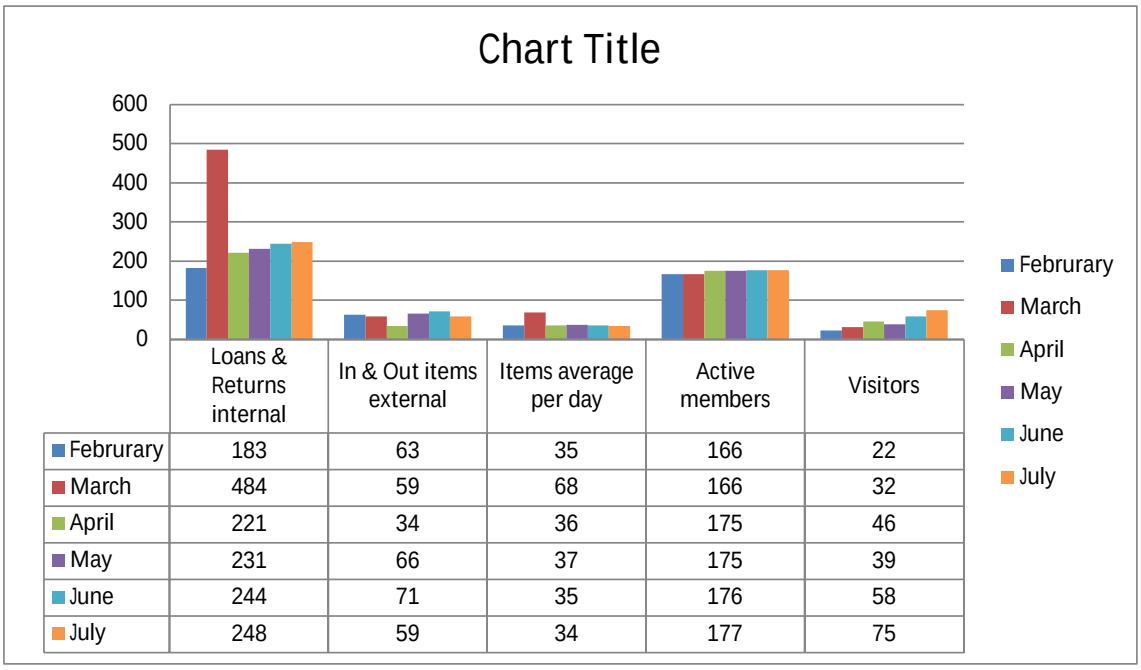

	Loans & Returns internal	In & Out items external	Items average per day	Active members	Visitors
Februrary	183	63	35	166	22
March	484	59	68	166	32
April	221	34	36	175	46
May	231	66	37	175	39
June	244	71	35	176	58
July	248	59	34	177	75

Operational Information

Charleville Library

- **Forward Plan**
  The goals of each Murweh Library branch were confirmed and compiled before formatting and submitting the Forward Plan for the next financial year to State Library. This planning allows us to set goals for what services the libraries are aiming to provide and assign the funding provided by state library accordingly.

- **Children's discovery – School Holiday Programming**
  Tamara from Children's discovery ran two STEM programs at Charleville Library. Turn out was amazing with a total of 77 participants across the two sessions with great satisfaction being reported by participants.

- **Naidoc Week**
  Charleville library set bot a book display (an author came in and signed one of the books), a collaborative display and an NAIDOC themed play station for the month of July for NAIDOC week. The collaborative display had parts of a celebratory poster coloured by members of the community and displayed for the month of July. The new play station was quite popular for the period it was out, we have made the felt board a permanent play setup rotating the available story pieces. (pictured below)

- **Collaborative Garden Display**
  The Library set up a collaborative garden display for community members to engage with, adding their own creations to the wall. The display also acted as an interactive play opportunity with many children enjoying the interactive house. (pictured Below)

- **LEGO Club**
  A total of 46 participants attended LEGO Club throughout the month.

- **Childcare Centre Collaboration**
  Joint programming has been postponed due to short staffing, pre-existing programs are being prioritised.









- **Library visitors** – 1076 visitors in July
- **Current Library Memberships Charleville** – 1569 (11 new members added in July)
- **Mulga Lands Gallery –** 81 (In The Making display.)

First5 Forever –

A statewide program providing strong early literacy foundations for all Queensland children aged 0-5 years.

Charleville

We had a total of 55 parents and children attend the Storytime programming in July.

Morven Library

**Statistics compiled by Morven library staff and sent to Charleville Library for monthly report for the graph.*

I was pleased that the RLQ meeting was on a Morven day so was able to attend for the first time. What an enthusiastic group!

We also received our mid year exchange which I think I was able to exclude from my above stats so we could accurately represent the month.

We have also had tourists visiting this month which has been lovely to see.

Ashlee Gadsby

Augathella Library

**Statistics compiled by Augathella library staff and sent to Charleville Library for monthly report for the graph.*

14.2 TOURISM AND EVENTS REPORT - JULY 2026

Author: **Tourism, Marketing & Events Manager**

Authoriser: **Chief Executive Officer**

RECOMMENDATION

That Council notes and receives the monthly tourism and events report for the August 2026 Council Meeting.

BACKGROUND

Visitor Information Centres in the Shire

The Charleville Visitor Information Centre recorded a 25.54% increase in visitation during July compared with June, indicating that visitor activity remains strong as the peak tourism season continues. While July visitation was 15.81% lower than the same period last year, there are positive opportunities to strengthen overall visitation figures in the coming months. The September school holiday period, together with the Wings on the Warrego event, is expected to support increased visitation and extend activity into the shoulder season.

Queensland Rail's Westlander service operated one return journey per week throughout July, with coach replacement services continuing on the regular Westlander service days as required. Eckel's Bus Services also maintained its regular twice-weekly schedule during the month. Normal Westlander rail operations are anticipated to resume in August.

Morven Visitor Information Centre saw a fantastic peak to their season, with visitor numbers increasing by 203.4% compared with the previous month, rising from 265 to 804 visitors.

Augathella Visitor Centre also experienced a lift of over 150% with visitor numbers in July recorded at 314 compared to 121 visitors in June.

Transport
Queensland Rail Tickets: Charleville Visitor Information Centre booked for 2 persons.
Greyhound Tickets: Charleville Visitor Information Centre booked for 3 passengers.
Rex Airline: Charleville Visitor Information Centre had 1 enquiry about air travel.

Charleville Cosmos Centre

Visitation and tour participation throughout July remained relatively consistent with July 2025, while comparison with the previous three years indicates an encouraging upward trend in overall visitation and engagement.

The Charleville Cosmos Centre benefited from significant media exposure throughout June and July, strengthening awareness of the Centre and Charleville as a visitor destination across domestic and international markets. Coverage included an interview with *The Wandering Journo* podcast; filming by French national television network TF1; a re-airing of the Centre's feature on Channel 9's *My Way*; a new segment on Channel 7's *Weekender*; international photography undertaken on behalf of TravelEssence to support promotion within European markets; multiple national and local radio appearances; and, most recently, filming by the Queensland Fringe team. Feedback from visitors continues to demonstrate the value of this exposure, with many guests reporting that television and radio coverage influenced their awareness of the Centre and Charleville. This ongoing media activity is contributing positively to destination awareness and supporting visitation to the region.

The Centre experienced significant staffing challenges during July following the departure of both full-time staff members during the peak operational period. Despite operating with a limited casual workforce, the Cosmos Centre team maintained service delivery and a high-quality visitor experience throughout one of the busiest periods of the year. This is reflected in the strong volume of five-star visitor reviews received during the period. While the team responded exceptionally well to the immediate operational pressures, the current staffing model is not considered sustainable in the longer term. Recruitment of new full-time employees is been prioritised to ensure appropriate staffing levels and continued delivery of a high-quality visitor experience.

WWII Secret Base

The WWII Secret Base recorded strong visitation during July, with 2,918 visitors to the Interactive Exhibit and 1,313 visitors completing the Tag Along Tour. Overall visitation remained consistent for July, with total product attendance of 4,231, compared with 4,224 in 2025. This represents a marginal increase of 0.2% year-on-year and continues the relatively stable visitation pattern experienced over the past three years.

Following the school holiday period, the WWII Secret Base has returned to operating five days per week, Sunday to Thursday, with the attraction closed on Fridays and Saturdays. These operating hours will remain in place until the September school holiday period, when operating arrangements will be adjusted to accommodate increased visitor demand.

The revised operating model has now been trialled for approximately 12 months, providing an appropriate period from which to assess its effectiveness. An analysis will now be undertaken to review visitation patterns, customer demand, staffing and operational efficiencies associated with the revised opening hours. The findings will assist in determining whether the current operating model has achieved its intended outcomes and whether it should continue to be supported moving forward.

General

Southwest Queensland Regional Organisation of Councils (SWQROC) - Remote Areas Board (RAB) Funding

Southwest Queensland Regional Organisation of Councils (SWQROC) was successful in its Remote Areas Board (RAB) Funding application for 2025–2028, with funding being used to develop and implement a new regional drive tourism product for South West Queensland, which will replace the Natural Sciences Loop. The new *South West Six* brand and drive itinerary provides a unified tourism identity for the six participating Shires. The project will be supported by new visitor-facing materials, digital assets and coordinated regional marketing.

A further component of the RAB funding is the development of geo-located audio stories through StoryTowns, showcasing the landscapes, history and communities of South West Queensland. The proposed content includes stories representing each of the six Shires, together with additional short-stop stories highlighting key attractions and experiences along the regional drive route. Users will download a free app and be able to engage with the tool and local stories. Murweh will highlight the Cosmos Centre, the WWII Secret Base and the Morven Vietnam Nurses Memorial as part of this project.

The proposed South West Six brand and project direction will be presented to the SWQROC Mayoral Group on 25 August, with individual Council endorsement to follow where required.

Redzy x Experience Oz Campaign

Experience Charleville successfully implemented Rezdy as its channel manager for trade distribution, providing greater opportunities to promote and sell local tourism products through external distribution partners. The first campaign was delivered in partnership with Tourism and Events Queensland (TEQ) and Experience Oz, generating 25 bookings across participating tourism products. This represents a positive result for the first campaign and provides a strong foundation for further trade partnerships and distribution opportunities.

LINK TO CORPORATE PLAN

1.3.1 Council has in place operational systems and capacity to deliver strategic priorities and core operations.

ATTACHMENTS

1. July Visitor Statistics ⇩

JULY VISITOR NUMBER STATISTICS FOR TOURISM FACILITIES

Charleville VIC

Charleville VIC Walk in Stats													
	Jan	Feb	Mar	Apr	May	Jun	Jul	Aug	Sept	Oct	Nov	Dec	Total
2023	677	656	1184	2947	4290	6582	6002	4646	4206	1665	695	411	33961
2024	525	506	1103	2537	3929	5213	6678	5024	4807	1924	687	527	33460
2025	644	536	704	1706	2762	4032	5325	4184	4002	2309	806	595	27605
2026	648	609	662	1512	2220	3571	4483						13705

Charleville VIC Phone Stats													
	Jan	Feb	Mar	Apr	May	Jun	Jul	Aug	Sept	Oct	Nov	Dec	Total
2023	159	206	314	488	800	1075	1010	709	666	454	238	147	6266
2024	271	242	383	747	631	1055	1263	1008	581	403	204	527	7315
2025	261	241	401	478	522	719	801	608	595	279	124	101	5130
2026	141	172	343	404	535	695	794						3084

Information Packs Sent Out													
	Jan	Feb	Mar	Apr	May	Jun	Jul	Aug	Sept	Oct	Nov	Dec	Total
2023	4	8	6	3	7	6	2	1	0	2	0	0	39
2024	0	7	4	10	3	9	6	1	4	4	3	2	53
2025	4	4	8	3	6	7	3	5	4	1	2	0	47
2026	7	6	4	4	6	4	3						34

Email Enquiries													
	Jan	Feb	Mar	Apr	May	Jun	Jul	Aug	Sept	Oct	Nov	Dec	Total
2024	15	24	16	18	32	31	22	22	42	32	35	11	300
2025	22	13	11	35	36	33	23	23	18	15	5	2	236
2026	22	12	24	21	30	39	31						179

Bilby Experience Pax													
	Jan	Feb	Mar	Apr	May	Jun	Jul	Aug	Sept	Oct	Nov	Dec	Total
2023	76	105	288	1159	1442	2454	2144	1656	1730	543	180	0	11777
2024	10	51	342	845	1054	1832	2221	1838	1717	545	66	0	10521
2025	0	0	0	682	1040	1635	2304	1556	1898	807	88	0	10010
2026	0	0	75	609	891	1404	1989						4968

Bilby Experience Shows													
	Jan	Feb	Mar	Apr	May	Jun	Jul	Aug	Sept	Oct	Nov	Dec	Total
2023	8	11	26	58	64	75	59	55	64	32	21	0	473
2024	3	6	29	51	49	47	71	68	65	40	W/Ts	0	429
2025	0	0	0	48	66	61	69	63	61	50	11	0	429
2026	0	0	14	50	56	60	69						249

Charleville Cosmos Centre

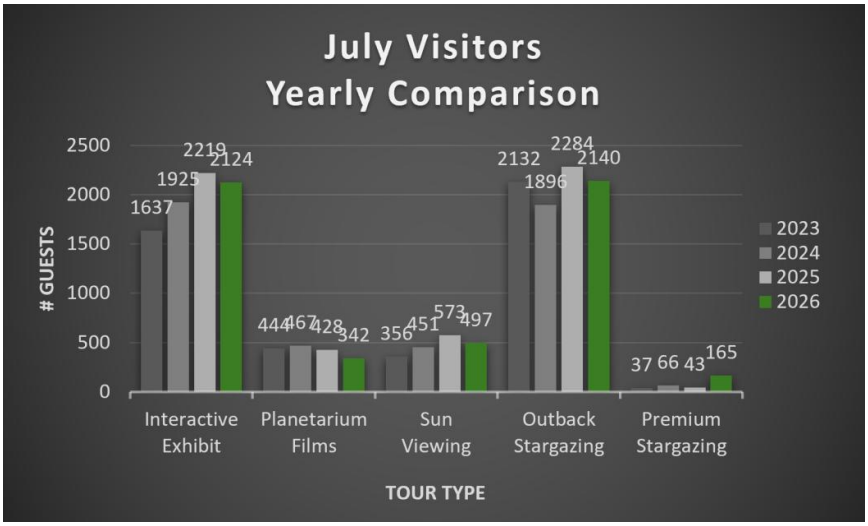

"Free Exhibit" is Astronomy by Day; our free interactive exhibit | "Planetarium Films" are the Planetarium movies played daily | "Outback Stargazing" is our main night tour formerly known as "Big Sky Observatory" | "Premium Stargazing" is the premium stargazing experience formerly known as "Small and Personal" using the 30" telescope on moonless nights.

WWII Secret Base

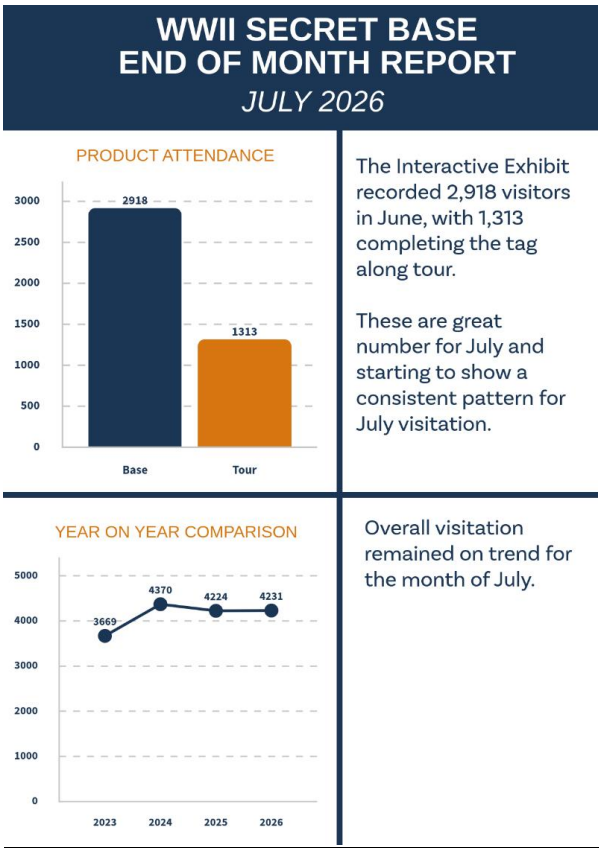

14.3 QUEENSLAND MUSIC TRAILS (QMF) 2026 OUTCOME REPORT

Author: **Tourism, Marketing & Events Manager**

Authoriser: **Chief Executive Officer**

RECOMMENDATION

That Council notes and receives the 2026 Outcome Report from Queensland Music Trail's Outback Trail.

BACKGROUND

Queensland Music Trail has provided their Outcome Report for The Outback Trail 2026, outlining the tourism, economic, community and promotional outcomes achieved through the program. These strong results provide Council with confidence in the value of the partnership and support the continuation of its relationship with QMF through to 2029.

LINK TO CORPORATE PLAN

1.3.1 Council has in place operational systems and capacity to deliver strategic priorities and core operations.

ATTACHMENTS

1. QMF Outback Trail Outcome Report 2026 ⇩



THE OUTBACK
24 APR – 9 MAY

OUTCOME REPORT

THE OUTBACK 2026

QMF: Queensland Government

CEO MESSAGE



QMF is pleased to present the Outcome Report for The Outback Trail 2026.

Delivered from 24 April to 9 May, The Outback Trail traversed 1,400 kilometres of Outback Queensland over two weeks, presenting nine distinctive events across eight host communities and offering audiences a unique celebration of place, culture, and connection.

Following significant flooding across parts of the region and amidst the challenges of a global fuel crisis, QMF was honoured to contribute to the region's recovery by encouraging visitors into the Outback. The Trail supported local economies, increased tourism, and reinforced a clear message: Outback Queensland is open, vibrant, and ready to be experienced. Recent rainfall had also transformed the landscape, creating a striking backdrop of flourishing greenery set against the region's iconic red earth.

Building on the strong success of previous years, The Outback Trail 2026 achieved a 95% increase in attendance compared with 2025. Direct visitor nights across host communities increased by an exceptional 57%, while out-of-region visitation grew by 33%. These results further demonstrate Queensland Music Trails' growing contribution to cultural tourism and regional economic development.

As QMF continues to strengthen partnerships across the state, we acknowledge the invaluable support of our collaborators, communities, artists, volunteers, and stakeholders. Together, we are shaping a distinctly Queensland experience that delivers lasting cultural, social, and economic benefits while contributing meaningfully to the growth of the regional visitor economy in the lead-up to the Brisbane 2032 Olympic and Paralympic Games.

Daryl Raven
Chief Executive Officer, QMF

ACKNOWLEDGEMENT OF COUNTRY

QMF respectfully acknowledges the Bidjara, Wadjabangai, Iningai, Koa, Yirendali, Mayi and Kalkadoon Peoples as the Traditional Custodians of the lands, waters and skies on which The Outback Trail unfolds. We honour their deep and unbroken connection to Country, culture and community, and pay our respects to Elders past and present. We recognise that music, art and story have echoed across these lands since time immemorial, shaped by generations of knowledge holders whose songs, rhythms and cultural practices continue to influence and inspire the creative landscape experienced throughout The Outback Trail.

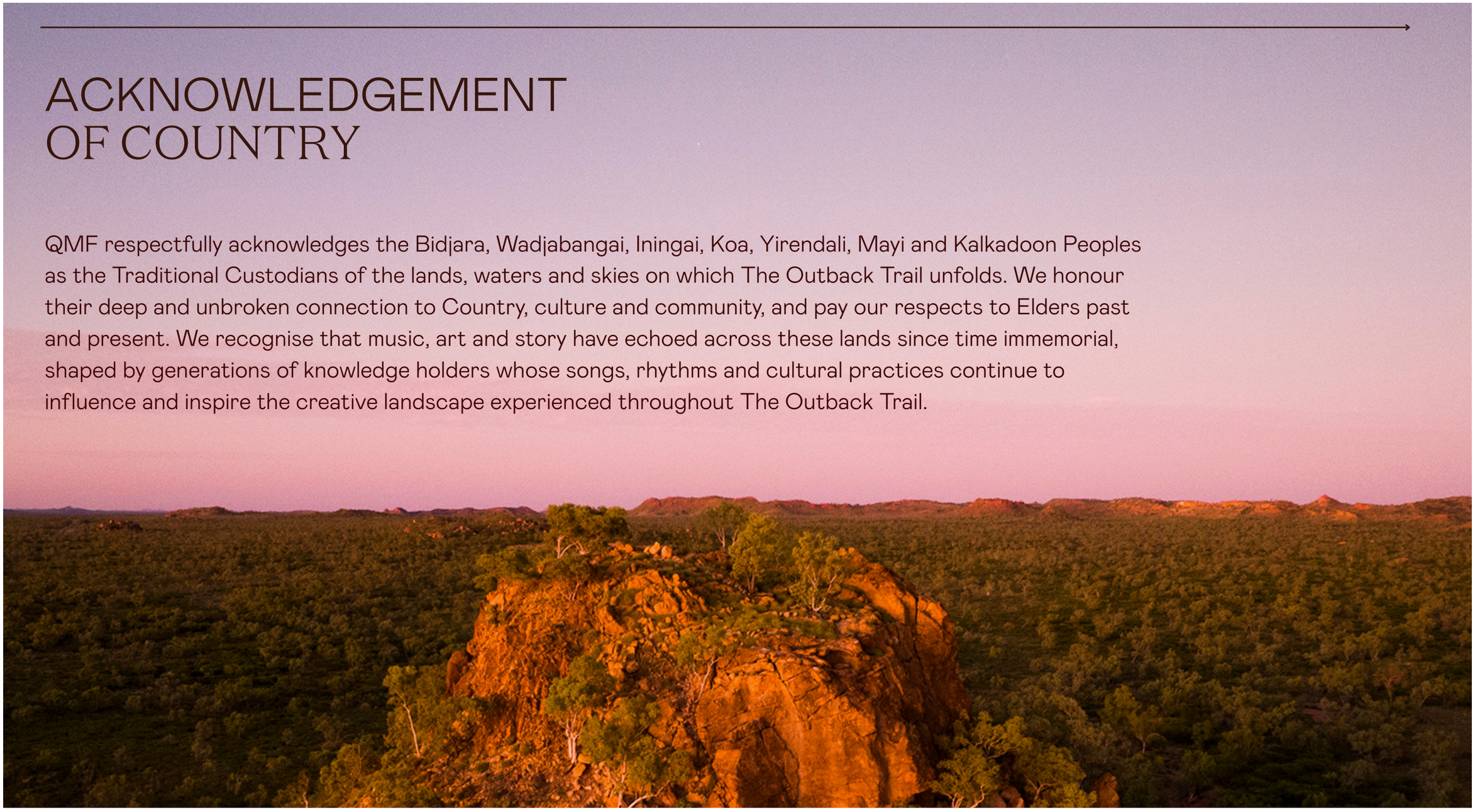

ABOUT US

We help communities unlock the power of music.

Queensland Music Festival (QMF) is a pioneering music and cultural tourism agency dedicated to harnessing the transformative power of music to build stronger communities and a brighter future.

With a focus on evidence-informed strategies, we collaborate with artists, industry, government, corporate, philanthropic, and community partners to deliver impactful projects that celebrate Queensland's cultural diversity and heritage.

Since 1999, QMF has been at the forefront of driving social change through music. Originating as a state-wide biennial festival, we have evolved into an incubator for innovative music, cultural, and social programs.

Over the last 27 years, we have reached more than 1 million people across 105+ locations and commissioned 65 new works.

With the support of the Queensland Government, we aim to deliver cultural, social, and economic impact for communities from the Outback to the Reef and all around our State.





QMF STRATEGIC FRAMEWORK

PRINCIPLES

That guide us.

CREATIVITY	COMMUNITY	DESTINATION	SUSTAINABILITY

STRATEGIC OBJECTIVES

In alignment with the Principles, the Strategic Objectives set out QMF's goals, with relative Strategies and Measures, building an action plan and a process for tracking progress.

1 TRANSFORMATIONAL EXPERIENCES

Present and support powerful experiences of Queensland's cultural identity through music events.

2 FIRST NATIONS PRIORITY

Respect and recognise First Nations perspectives and knowledge in our planning, programming, and partnerships.

3 ORGANISATIONAL CAPABILITY

Strengthen our organisation and build long-term sustainability.

4 AUDIENCE DEVELOPMENT

Enhance the QMF brands as mainstays of Queensland cultural tourism by reaching and cultivating a wide, diverse audience.

5 STRATEGIC PARTNERSHIPS

Cultivate an ecosystem of strategic partnerships that mutually enrich and strengthen our collective impact.

6 STAKEHOLDER ENGAGEMENT

Forge strong collaboration with stakeholders to empower social, cultural, and economic benefit from events.

OUTCOMES

The above Principles and Strategic Objectives are developed to provide actions toward three key outcomes for Queensland communities, government, and the private sector.

SOCIAL	ECONOMIC	CULTURAL
Strengthening community pride and social connection for all Queenslanders.	Realising Queensland's economic potential through diversification of our tourism offering.	Elevating the cultural identity and importance of Queensland, especially our regional places.

OUR FLAGSHIP INITIATIVE: QLD MUSIC TRAILS





A first-of-its-kind music tourism experience

The QLD Music Trails are a one-of-a-kind road trip meets music festival, where trail-goers are invited to discover the wonders of Queensland through curated itineraries of iconic music events in extraordinary and unexpected locations.

QLD MUSIC TRAILS

Launched in 2023, the QLD Music Trails reimagine how audiences experience music, spotlighting regional destinations, ecotourism and First Nations culture.

Since launching, the QLD Music Trails have successfully drawn intra and interstate visitors to regional and remote Queensland.
Each Trail is co-designed with local communities to create unforgettable journeys that generate tourism, support artists, create jobs and strengthen social cohesion.

- Contributing to local economies
- Increasing tourism revenue
- Showcasing local musical talent on a wider stage
- Bringing world-class musical talent to communities that would otherwise not have the experience
- Sharing authentic local stories with visitors and our online audiences
- Highlighting the unmatched natural attractions of the landscape

OUR IMPACT



Council's have co-invested with QMF to make Trails part of their destination identity.

In just four years we have:

Partnered with **23 Councils** to activate **communities** statewide.

Attracted over **187,000+ attendees**, generating **$28.6 million** in economic impact

Recognised nationally and internationally with **7 major awards**

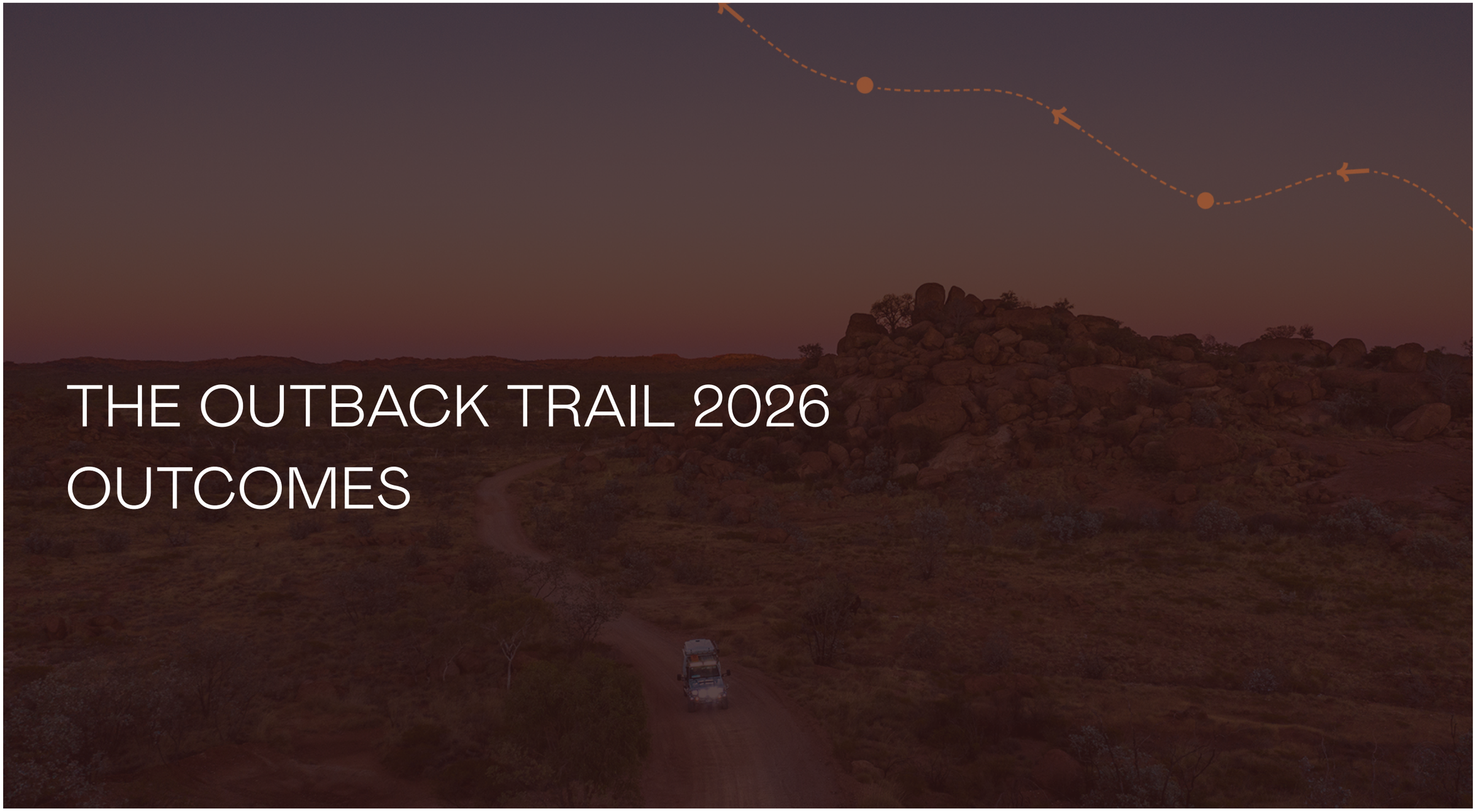

THE OUTBACK TRAIL 2026 OUTCOMES

OUTBACK TRAIL PATRON GINA FAIRFAX AC



Appointed in 2025, Gina is the inaugural Patron of QMF's Outback Trail.

Gina is a deeply respected philanthropist and champion for rural communities. She is a co-founder and trustee of the Tim Fairfax Family Foundation and in 2022, was appointed Champion of the Order of Australia in the Queens Birthday Honours for her service to the community through leadership roles in charitable organisations, as an advocate for philanthropy, arts administration and regional development. She was also recognised as Queensland's Community Philanthropist of the Year on 10 June 2022 and a life member of Philanthropy Australia in 2021.

We are deeply grateful to Gina for her service to the Outback Trail and all the communities we visited in 2026.


2026 OUTBACK TRAIL
DINNER UNDER THE STARS
JULIA CREEK — 5 MAY
9
8
7
MUSIC BY THE LAKE
FESTIVAL OF OUTBACK SKIES FINALE
HUGHENDEN— 3 MAY
OUTBACK SOUNDS
MT ISA — 9 MAY
THE NORTH GREGORY HOTEL
6
SPIRIT OF THE BUSH
LEE KERNAGHAN LIVE IN LONGREACH
LONGREACH — 29 APR
5
THE DUSTY HOUR
WINTON— 1 MAY
4
3
OUTBACK EXCHANGE
BARCALDINE — 28 APR
2
THE TAMBO BUSH DANCE
TAMBO — 26 APR
1
SADDLE UP
CHARLEVILLE — 24 APR
Part road trip, part music pilgrimage, entirely Outback Queensland and completely unforgettable.
2026 was our biggest Outback Trail yet, visiting more communities, welcoming bigger audiences, presenting more artists and working with more partners than ever before.
Across 1,400km, more than 7,000 locals and travellers visited eight communities to experience nine live events and participated in six community activities and six partner events from Charleville to Mount Isa.
THE OUTBACK
24 APR — 9 MAY

THE OUTBACK TRAIL 2023-2026

THE OUTBACK
24 APR – 9 MAY

MUSIC DRIVING TOURISM GROWTH IN REGIONAL QLD

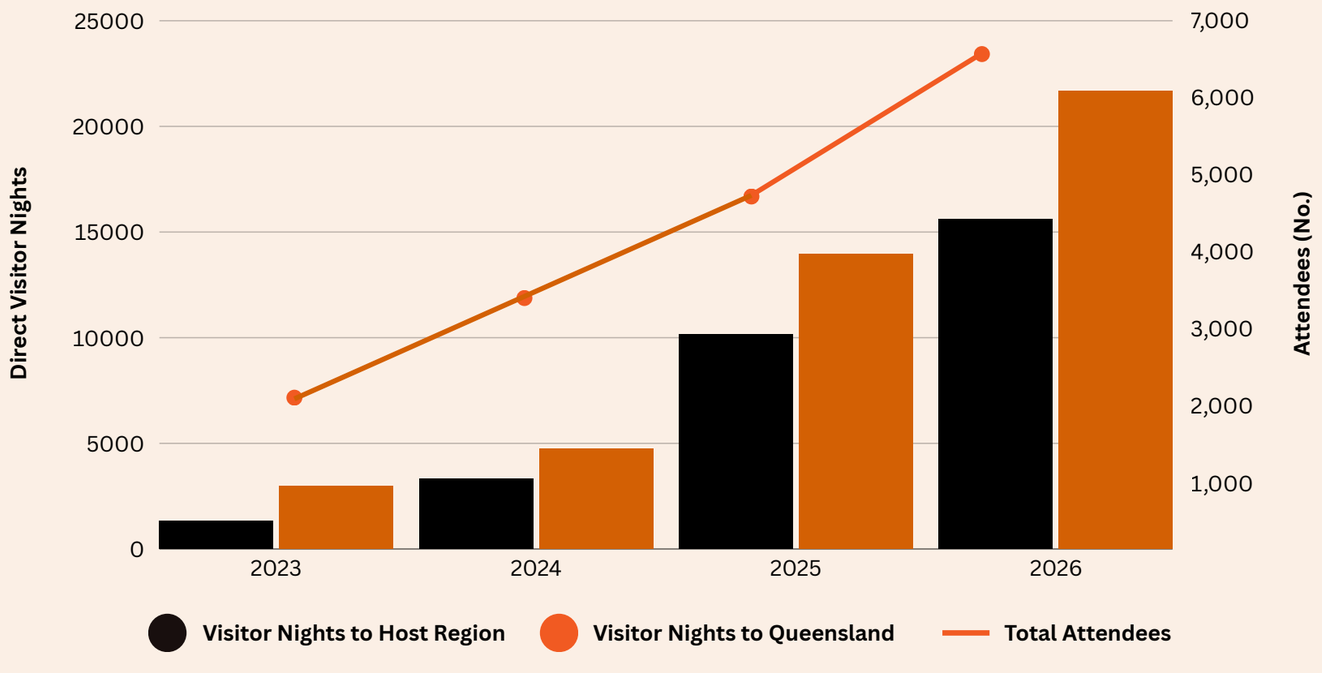

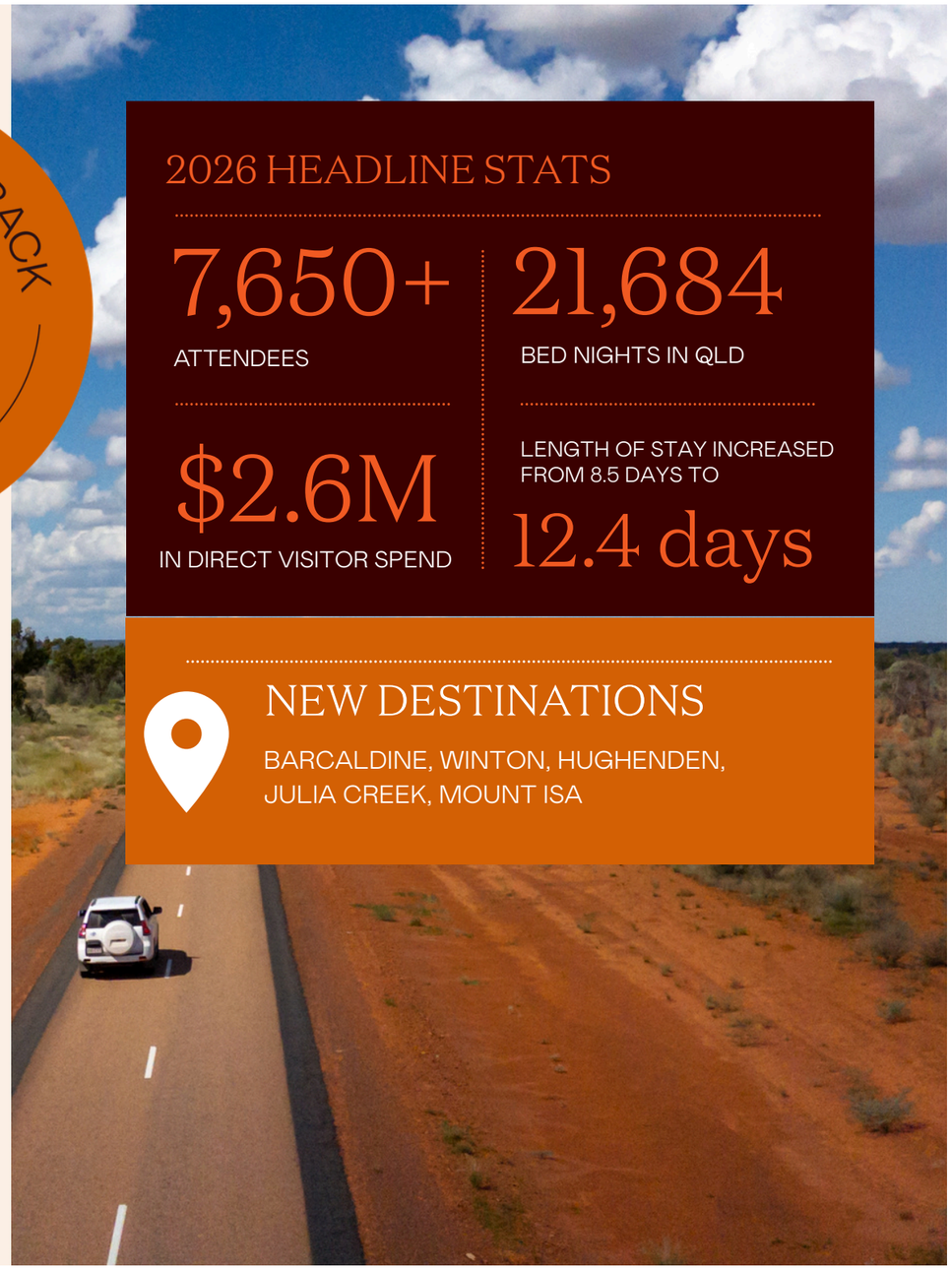

2026 HEADLINE STATS

7,650+
ATTENDEES

21,684
BED NIGHTS IN QLD

$2.6M
IN DIRECT VISITOR SPEND

LENGTH OF STAY INCREASED FROM 8.5 DAYS TO
12.4 days

NEW DESTINATIONS

BARCALDINE, WINTON, HUGHENDEN, JULIA CREEK, MOUNT ISA

SNAPSHOT: THE OUTBACK TRAIL

THE MEASURES	THE NUMBER
Trail Traveller Passes sold (Charleville to Mount Isa)	313
Outback Queensland towns visited	8
Days on the road	16
Distance travelled	1,400km+
QMF events presented	9
Capacity building activities delivered	6
Partner and ancillary events	6
Total Attendees 2026 Trail	7,658



SNAPSHOT: THE OUTBACK TRAIL

EVENT	FEATURE ARTIST/S
Saddle Up	Lee Kernaghan, Tori Drake, Luke Geiger
Tambo Bush Dance	Good Will Remedy, Blake Benecke
Outback Exchange	Tori Drake, Will Remedy, Leroy Wilson
Longreach	Lee Kernaghan, Riley Ziskey
The Dusty Hour	Crackup Sisters
North Gregory Hotel	Tori Drake, Mack Geiger, Jess White
Music by The Lake	William Barton, Great Barrier Reef Orchestra, Alf the Great
Dinner Under the Stars	Taylor Moss, Orlando Caston
Outback Sounds	Kaylee Bell, The Wolfe Brothers, Zac and George, Taylor Moss, William Barton
Ancillary & Capacity Building Events	QTouring Gather Round, Healthy Ageing, Anzac Day, Blackall State School , Shakespeare Hotel, Hampshire Holiday Park Longreach, The Royal Winton Theatre, Hughenden State School , Mount Isa Library, Swing on a Star, Spinifex State High School

EVENT	TOTAL ATTENDANCE INCLUDING COMPS, ARTISTS AND STAFF
Saddle Up	1,288
Bush Dance	319
Outback Exchange	232
Spirit of the Bush	1,013
The Dusty Hour	171
North Gregory Hotel	396
Music by The Lake	661
Dinner Under the Stars	278
Outback Sounds	2,110
Ancillary & Capacity Building Events	1,190
TOTAL	**7,658**

OUTBACK TRAIL TOURISM OUTCOMES

Total Attendance	7,658	95% Increase 2025 to 2026
Out of Region Visitors	2,339	33% Increase 2025 to 2026
Direct Visitor Nights	15.593 Host Regions	54% Increase 2025 to 2026
	21,684 Queensland	57% Increase 2025 to 2026



VISITOR ORIGINS

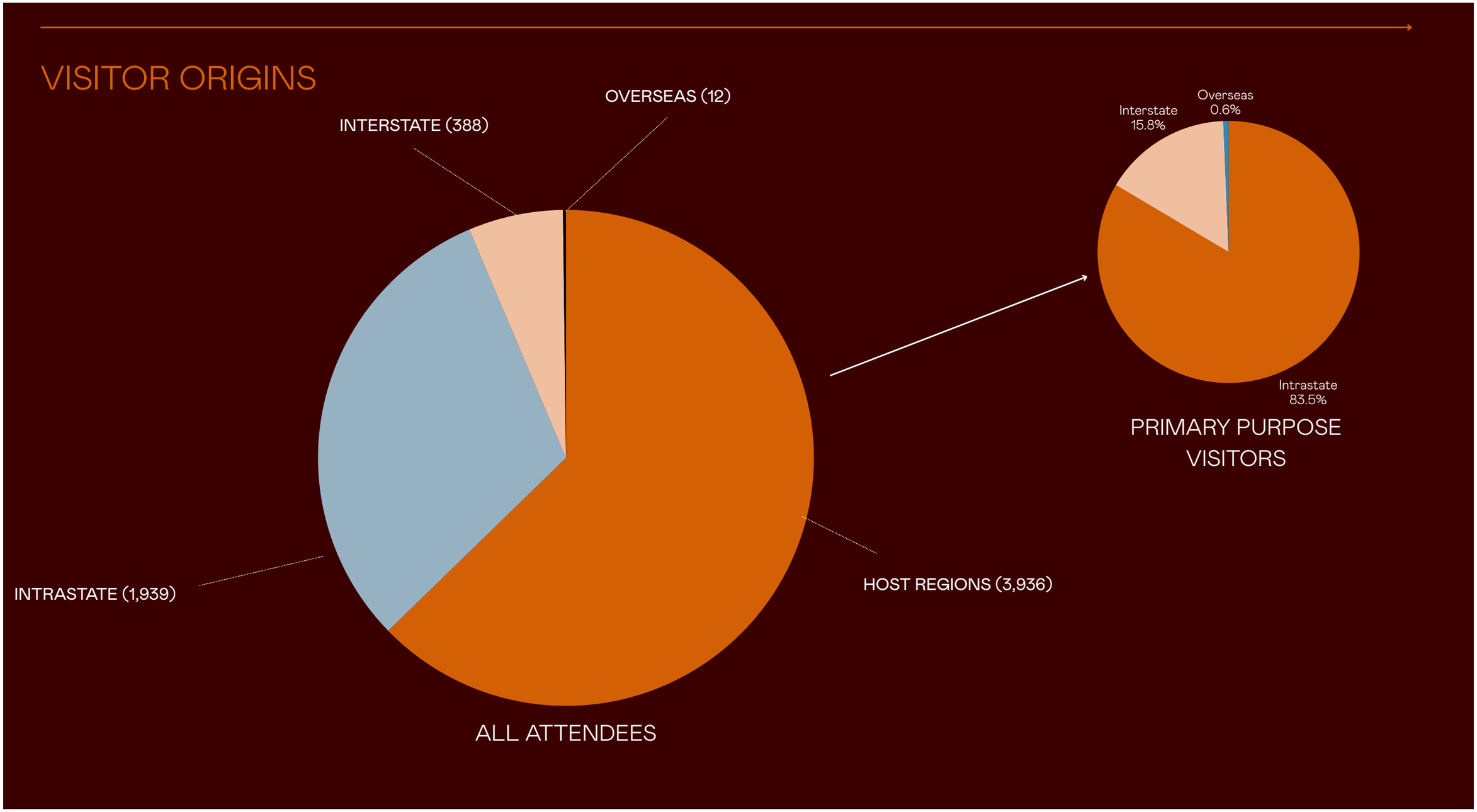

OUTBACK TRAIL ECONOMIC IMPACT

Primary Purpose Visitor Day Trip Expenditure	$65K	328% Increase 2025 to 2026
Overnight Visitor Expenditure	$2.9M	54% Increase 2025 to 2026
Total Direct & Incremental Expenditure for Host Regions	$2.3M	34% Increase 2025 to 2026
Total Direct & Incremental Expenditure for Queensland	$3.5M	21% Increase 2025 to 2026



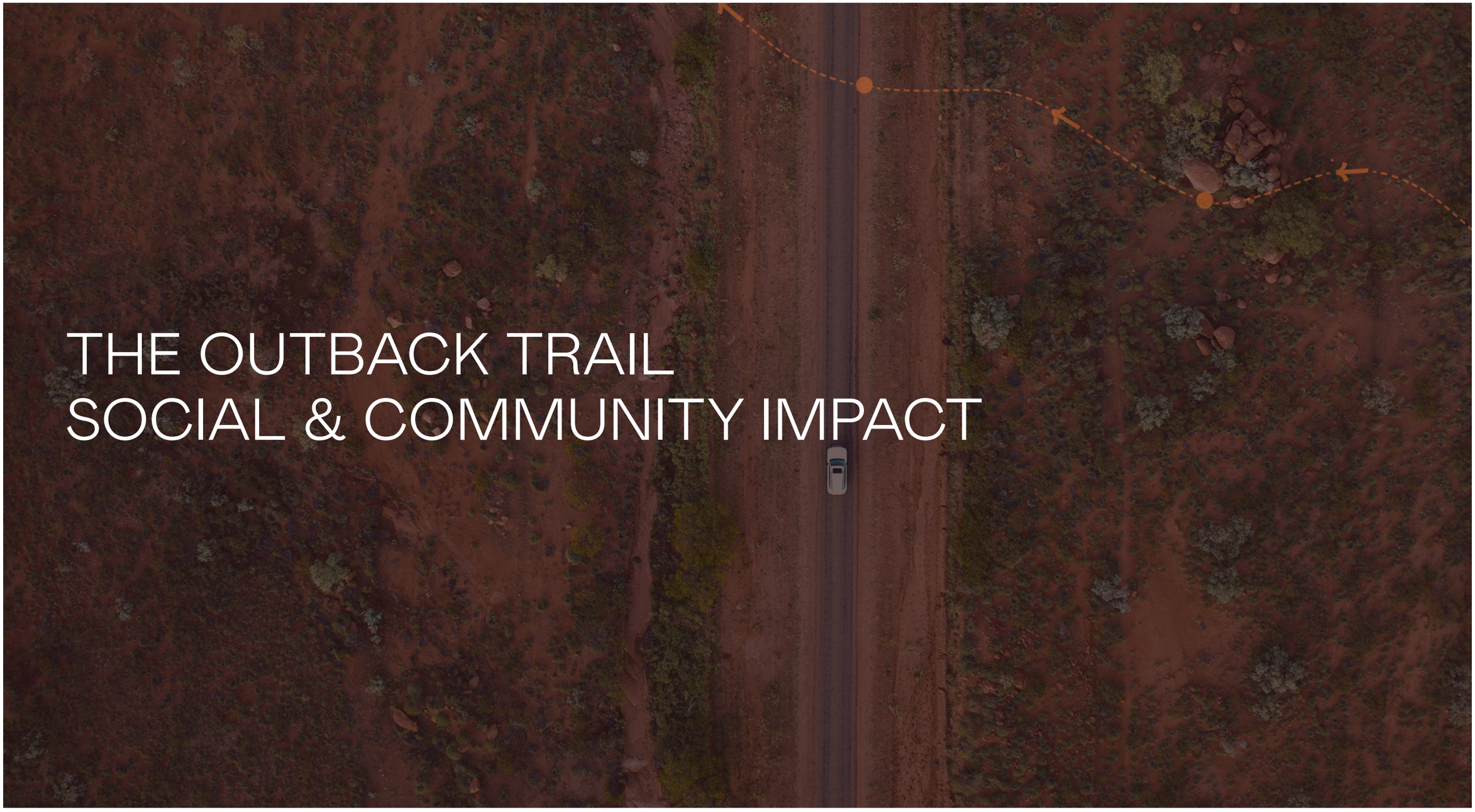
THE OUTBACK TRAIL
SOCIAL & COMMUNITY IMPACT

ATTENDEE PERCEPTIONS

Overall Net Promoter Score	+63
The Outback Trail provided a unique experience	91%
The Outback Trail makes a positive contribution to Queensland as a whole	93%
Locals should feel proud of the Outback Trail	92%





EMPLOYMENT OUTCOMES

Total Queenslanders directly and indirectly employed by QMF	82
Total Queensland First Nations Artists and Arts Workers employed	41
Total contracted Artists and Arts Workers	78

FIRST NATIONS REPRESENTATION



CHARLEVILLE
- Welcome to Country by Bidjara Elder, Uncle Sugar Ray Robinson

TAMBO
- Welcome to Country and gift-giving by Bidjara woman, Ann Russell

BARCALDINE
- Welcome to Country and fashion performance by Central West Aboriginal Corporation (CWAC)
- Poetry workshops and performance by Bidjara and Kabi Kabi poet, Leroy Wilson, and other workshop patrons
- CWAC fundraising BBQ lunch with them receiving all profits

LONGREACH
- Welcome to Country by Iningai Elder, Uncle Tony Weldon

WINTON
- Welcome to Country and performance by Koa Elder and musician, Uncle Lance O'Chin

HUGHENDEN
- Welcome to Country by Yirendali songman, Robert Duncan
- Didge and dances by the Yirendali Cultural Performers
- William Barton and Aunty Delmae performance

JULIA CREEK
- Welcome to Country and cultural storytelling by Mayi woman, Sharn Fogarty

MOUNT ISA
- Welcome to Country by William Blackley, featuring the Kalkutungu Sundowner Dancers
- William Barton and Aunty Delmae, featuring the Kalkutungu Sundowner Dancers
- Art workshops by Kalkutungu woman, Seleena Blackley
- Didge, language, and dance workshop by Kalkutungu Songman, Jesse Wilson

COMMUNITY INVOLVEMENT

QMF established a Community Advisory Group which involved at least one community ambassador from each participating town to ensure local voices played a central role in shaping and co-creating festival events. These voices brought together community members, local leaders, artists, cultural representatives, and stakeholders who possessed valuable knowledge of their town's history, identity, and aspirations.

Through regular consultation, workshops, and collaborative planning sessions, the Advisory Group members provided guidance on event themes, programming, venues, and community engagement strategies.

This approach enabled QMF to develop events that reflected the unique character, culture, and priorities of each location rather than imposing a one-size-fits-all festival model. The groups also helped identify local talent, foster partnerships, and encourage broader community participation.

By involving residents in decision-making from the outset, QMF built trust, strengthened community ownership, and created meaningful cultural experiences that resonated with local audiences. The Community Advisory Group model ensured that festival outcomes were authentic, inclusive, and deeply connected to place.



Emily Cole I Charleville



Orlando Caston I Winton



Alison Shaw I Tambo



Tenielle Reaston I Hughenden



Ryan Yip I Barcaldine



Catherine Woodhouse I Julia Creek



Amanda Strong I Longreach



Kylie Rixon I Mount Isa

We extend our thanks to the Community Advisory Group members

OUR TRAIL AMBASSADORS





MIKEY WEBB

Music should be shared and experienced by everyone. In a first for 2026, Mikey Webb joined the Trail as our Accessibility Ambassador helping to deliver accessible events for the communities we are visiting including providing Auslan interpretation for performances.

This program is assisted by the Australian Government through Revive Live.

TAYLOR MOSS & TORI DARKE

Our artist ambassadors helped bring each stop to life by building a deeper connection with local communities. Beyond their performances on stage, they helped shape the spirit of the journey, sharing stories, holding workshops for local aspiring musicians, and visiting local schools and aged care facilities to create moments that will stay with you long after the music ends.

COMMUNITY ENGAGEMENT SNAPSHOT

Community & capacity building activities along the Trail

- Healthy Ageing morning tea with Tori & Mikey
- Charleville Anzac Day service with Mikey's Auslan interpretation & a performance from Tori
- Mikey's Auslan visit and workshop at Blackall State School
- Mikey & Taylor's visit and workshops (Auslan and line-dancing) at Hughenden State School
- William Barton visit to Spinifex State College in Mount Isa
- Mikey's involvement in the First 5 Forever Story Time at the Mount Isa City Library

Ancillary events along the Trail

- Qtouring Gather Round in Charleville
- The screening of A Journey Between the Fires at the Royal Winton Theatre
- Swing on a Star delivered at the Mount Isa Underground Hospital
- Good Will Remedy at the Shakespeare Hotel in Barcaldine
- Corinne Ballard at Hampshire Holiday Park, Longreach
- The Outback Sounds afterparty at the Isa Hotel in Mount Isa



STAKEHOLDER NETWORKING

Held the day before the final event in Mount Isa, in 2026 we welcomed more than 60 guests from across Queensland including special guests Minister Langbroek, Mount Isa Mayor Peta MacRae, Blackall-Tambo Mayor Andrew Martin, McKinlay Mayor Janene Fegan and Qld Music Trails' Outback Trail Patron Gina Fairfax AC.

All partners were invited to attend the Stakeholder Networking Function, providing an opportunity to bring key contributors, potential partners, and impactful individuals together to thank and acknowledge their valuable contribution and partnership, and/or encourage them to be involved more in future years.

These events provide an opportunity for our partners to experience a signature Trail event, meet our artists, engage with our venues/product and network with other leaders.






MARKETING OUTCOMES

CAMPAIGN OVERVIEW

From October 2025 to May 2026, QMF designed a media campaign that built momentum progressively across the Trail lifecycle.

The Outback is a one-of-a-kind traveling music experience that reimagines how audiences engage with live performance, taking acclaimed Australian artists into some of Queensland's most remote and remarkable communities. Equal parts music festival, cultural exchange, and tourism experience, the Trail invites audiences to experience the Outback through music, place, and connection.

QMF developed and executed a multi-phase public relations strategy for the 2026 Outback Trail that generated more sustained editorial attention, expanded the national profile of the event, and created greater storytelling outcomes, positioning the Trail not simply as a regional music event, but as one of Australia's most distinctive cultural and travel experiences with the ability to resonate across music, travel, lifestyle, arts, and regional affairs media.

The campaign was structured to generate anticipation in the lead-up to the Trail, amplify key moments as they unfolded on the ground, and ultimately extend the life of the Trail through high-quality editorial coverage designed to inspire future visitation and deepen audience connection with regional Queensland.

The strategy combined proactive media relations, talent-led storytelling, destination and tourism positioning, a newly introduced media famil program, and sustained editorial outreach across local, statewide, and national media markets.



TRADITIONAL PR RESULTS

Total Media Clips ⟷ 628

Audience Reach ⟷ 8.2M+

Advertising Value Equivalent ⟷ $643k

462
Radio Clips

50
TV Clips

72
Online clips

28
Print clips



MEDIA COVERAGE EDITORIAL HIGHLIGHTS

RADIO

- ABC Radio North West Queensland
- ABC Radio Queensland Mornings
- National Indigenous Radio Service

PRINT

- The Courier-Mail
- Qantas Travel Insider
- Country Style
- QWeekend
- The North West Star

ONLINE

- News Corp online syndication
- Leader Today
- Cairns Post
- InReview Queensland
- Country Town
- News Corp online syndication

BROADCAST

- WIN News Queensland
- Nine News Queensland
- 7NEWS Queensland

2026 OUTBACK TRAIL GUIDE

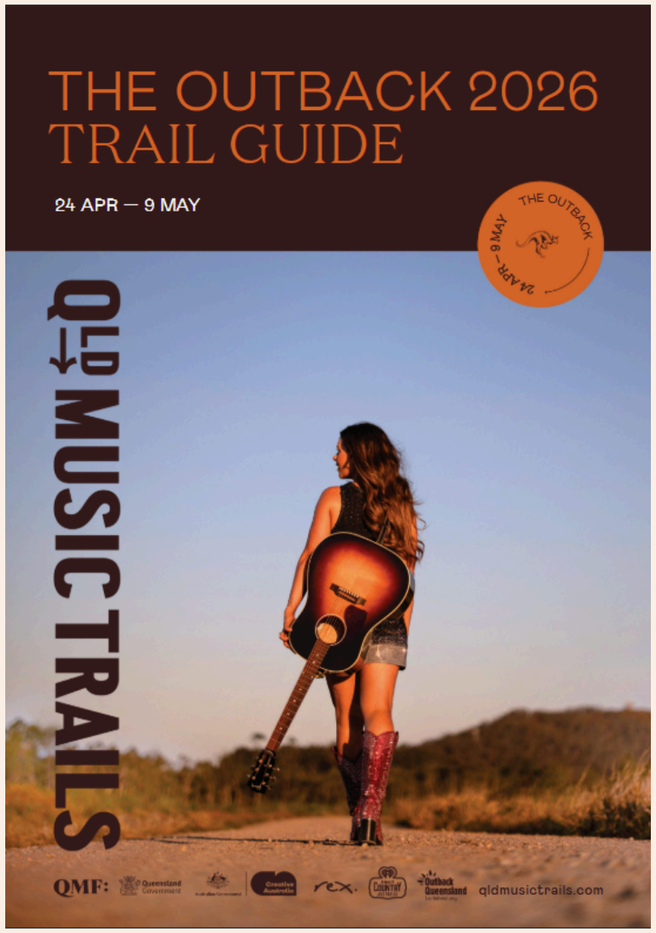

THE OUTBACK TRAIL GUIDE

A comprehensive printed & digital publication distributed to Trail audiences.

Including theTrail itinerary,Trail program of events, feature stories about the talent, Trail destinations, things to do and places to see.

CLICK HERE

OUTBACK QUEENSLAND SUPPORT DIGITAL & PRINT PLACEMENTS

OQTA WEBSITE BLOG STORY



CLICK HERE

DOUBLE PAGE AD IN OQTA'S 2026 TRAVELLER'S GUIDE



CLICK HERE

CLICK HERE

OUTBACK QUEENSLAND SUPPORT SOCIAL MEDIA



CLICK HERE



CLICK HERE

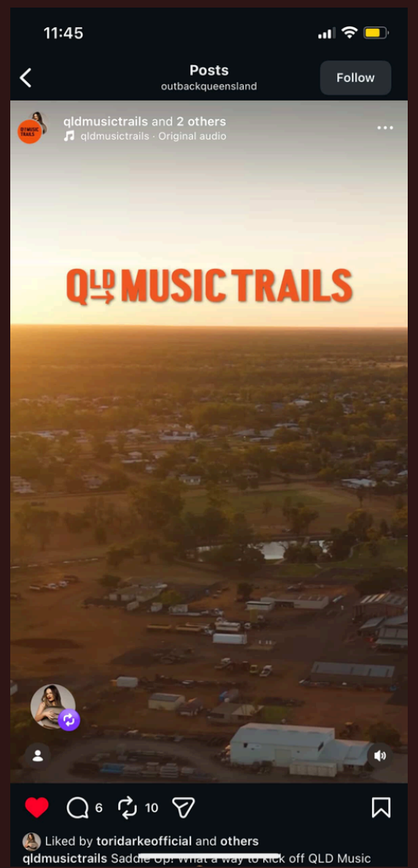

CLICK HERE



CLICK HERE

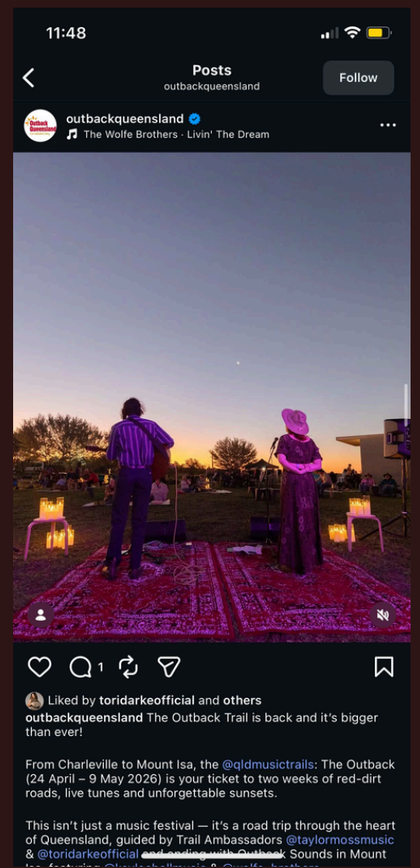

CLICK HERE

DIGITAL OVERVIEW
ORGANIC SOCIAL MEDIA

TOP THREE POSTS



OUTBACK SOUNDS LINE-UP LAUNCH

- Total impressions: 1M
- Organic Impressions: 58.6K
- Engagement: 330K
- *Supported by ad set

CLICK HERE

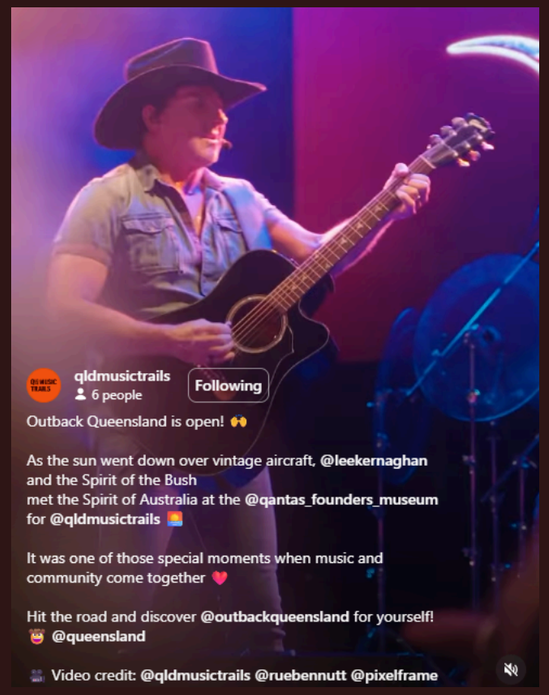

OUTBACK QUEENSLAND IS OPEN

- Organic Impressions: 61.8K
- Engagement: 1.2K

CLICK HERE



CHARLEVILLE SADDLE UP EVENT REEL

- Organic Impressions: 34.8K
- Engagement: 607

CLICK HERE

DRIVE QUEENSLAND SUPPORT DIGITAL & PRINT PLACEMENTS

PROFILE PAGE ON DRIVE QUEENSLAND WEBSITE



CLICK HERE

AD IN DRIVE QUEENSLAND'S 2025/2025 DRIVE GUIDE



CLICK HERE

CLICK HERE

DRIVE QUEENSLAND SUPPORT SOCIAL MEDIA



CLICK HERE



CLICK HERE

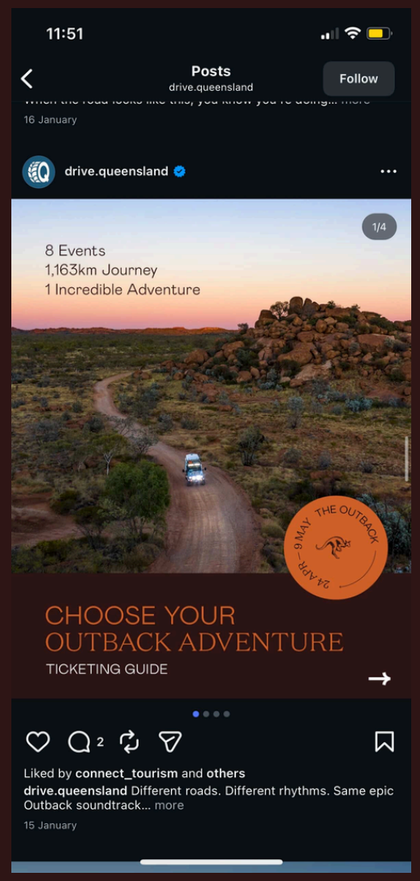

CLICK HERE

2026 OUTBACK TRAIL PRINT & DIGITAL ASSETS



















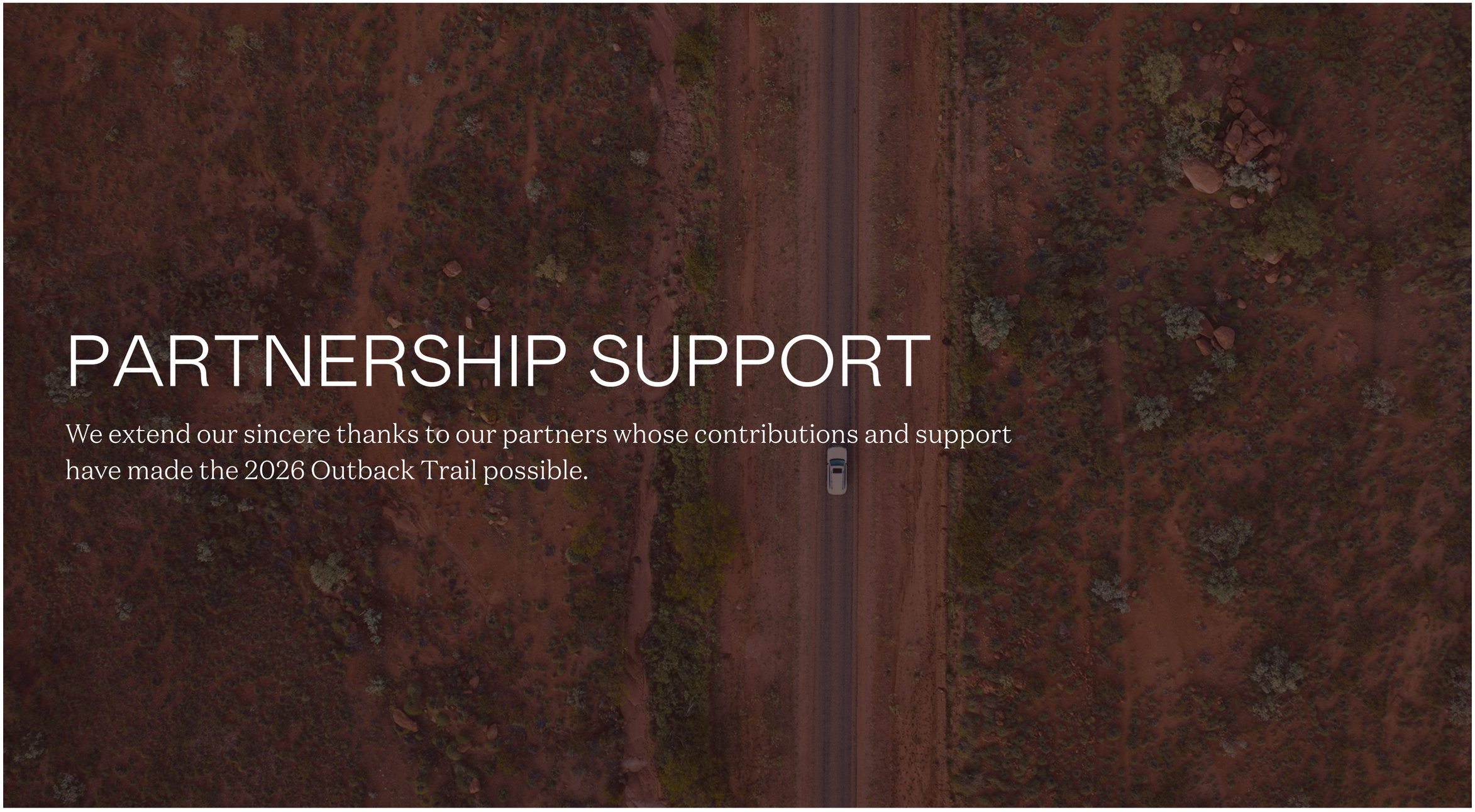

PARTNERSHIP SUPPORT

We extend our sincere thanks to our partners whose contributions and support have made the 2026 Outback Trail possible.

TRAIL PARTNERS

QMF: · Queensland Government · Australian Government · Creative Australia · rex. · iHeart Country Australia · Outback Queensland — Live Australia's story

LOCAL GOVERNMENT PARTNERS

Barcaldine Regional Council · Blackall-Tambo Regional Council · Longreach Regional Council — Ilfracombe Isisford Longreach Yaraka · McKinlay Shire Council · Mount Isa City Council · Shire of Flinders · Shire of Murweh — Morven · Charleville · Augathella

EVENT PARTNERS

Hampshire Holidays · ibis Styles · Longreach Tavern · McCullough Robertson Lawyers 100 · NED Australian Whisky · Hughenden Festival of Outback Skies · Qantas · Qantas Founders Museum · Queensland · The Birdcage Hotel Longreach · The Outback Distilling Co

This program is supported by the Queensland Government through Arts Queensland. This project has been assisted by the Australian Government through Creative Australia, its principal arts investment and advisory body.


IMAGES & VIDEO HIGLIGHTS

SADDLE UP - CHARLEVILLE

Photography: Aaron Skinn | @satisfaction.photos

THE OUTBACK
24 APR – 9 MAY



















VIDEO - CHARLEVILLE

PixelFrame & Harrison Candlin | @harrisoncandlin @PixelFrame

CLICK HERE



THE OUTBACK
24 APR – 9 MAY

BUSH DANCE - TAMBO

Photography: Aaron Skinn | @satisfaction.photos













OUTBACK EXCHANGE - BARCALDINE

Photography: Lisa Alexander | @lisa_alexander_photography

















SPIRIT OF THE BUSH - LONGREACH

Photography: Aaron Skinn | @satisfaction.photos













VIDEO - LONGREACH

PixelFrame & Harrison Candlin | @harrisoncandlin @PixelFrame

CLICK HERE



WINTON

Photography: Aaron Skinn | @satisfaction.photos













VIDEO WINTON

PixelFrame & Harrison Candlin | @harrisoncandlin @PixelFrame

CLICK HERE



THE OUTBACK

24 APR – 9 MAY

HUGHENDEN













DINNER UNDER THE STARS - JULIA CREEK

Photography: Aaron Skinn | @satisfaction.photos

















THE OUTBACK
24 APR – 9 MAY

OUTBACK SOUNDS - MOUNT ISA

Photography: Aaron Skinn | @satisfaction.photos

















VIDEO - MOUNT ISA

PixelFrame & Harrison Candlin | @harrisoncandlin @PixelFrame

CLICK HERE




“Our reason for being on the Trail was to do a road trip, and to see some community music events along the way. The range of towns was great, the local people were fantastic. Oh, and we can't forget Mikey.”
OUTBACK TRAIL ATTENDEE 2026
“Feeling so emotional because my first time with the interputer there with Mike Webb - he is the best ever for my access - to understand what (artists) say with their music, I don’t feel like I miss out at all, so happy. Thank you so much I had the best time in my life.”
OUTBACK TRAIL ATTENDEE 2026
“The fact it went through many outback towns, and the schedule gave us time to explore them without having to rush to the next one (in most cases). Our reason for being on the trail was to do a road trip, and to see some community music events along the way. The range of towns was great, the local people were fantastic, and the organisation of the Music Trails team was top notch.”
OUTBACK TRAIL ATTENDEE 2026

14.4 WWII SECRET BASE - BACK UP POWER REPORT

Author: **Tourism, Marketing & Events Manager**

Authoriser: **Chief Executive Officer**

RECOMMENDATION

1. That Council supports the installation of a generator changeover connection at the WWII Secret Base, at an estimated cost of $2,216.50, to enable Council's existing trailer-mounted generators to provide temporary backup power during outages.
2. Notes the additional operational costs associated with this arrangement, including generator hire from Council's Depot, transportation, setup, fuel and associated staff requirements.
3. Notes that the WWII Secret Base Coordinator will investigate alternative backup power options and provide a feasibility report to Council in the coming months outlining potential longer-term solutions, associated costs and operational considerations.

BACKGROUND

The WWII Secret Base has experienced two power outages within the past month, resulting in operational disruption and highlighting the need to consider suitable backup power arrangements for the facility.

While the Charleville Cosmos Centre has an established generator system that automatically provides backup power during an outage, the WWII Secret Base does not currently have an equivalent system. As a short-term solution, it is proposed that the Base be modified to enable Council's existing trailer-mounted generators to be connected to the facility when required.

A quotation has been obtained from Pato's Electrical & Refrigeration to install a basic generator changeover connection at the WWII Secret Base switchboard. The works include the required circuit breaker, inlet socket, changeover switch, load centre, wiring harness and associated labour, at an estimated cost of $2,216.50 including GST.

There would, however, be additional costs associated with this operating model each time backup power is required, including the internal cost of hiring a suitable generator from Council's Depot, transportation to and from the facility, setup and connection, fuel and associated staff requirements. These costs would need to be considered against the operational and financial impacts of closing the attraction during an outage.

While the proposed generator connection would provide a practical short-term solution and greater operational resilience, the WWII Secret Base Coordinator is also investigating alternative backup power solutions that may provide a more sustainable long-term option for the facility. A feasibility report outlining potential options, associated costs and operational considerations will be presented to Council in the coming months to assist in determining the most appropriate long-term solution.

LINK TO CORPORATE PLAN

1.3.1 Council has in place operational systems and capacity to deliver strategic priorities and core operations.

ATTACHMENTS

1. Quote - Pato's Electrical ⇩

PATO'S ELECTRICAL & REFRIGERATION
ECL: 83659 RHL: L154463 RTL: AU56653

PATELRE PTY LTD
ABN: 88 669 691 632
damopatterson@me.com
0427 547 048

Morning Matty

This is an Estimate on a basic Gen Set Change-over mounted at the Switchboard.
An extension lead will be required from Gen Set to the Switchboard.

1 x 32A 3 phase CB $220.00
1 x 32A 5 pin Inlet socket $425.00
1 x 63A 3 phase Change-over $475.00
1 x 12 Pole Load Centre $225.00
1 x Wiring Harness $120.00
5hrs Labour $550.00

Subtotal $2015.00
GST $201.50
Total $2216.50

Regards
Damian

14.5 OUTBACK QUEENSLAND TOURISM ASSOCIATION COACH FUEL INCENTIVE FOR 2027

Author: **Tourism, Marketing & Events Manager**

Authoriser: **Chief Executive Officer**

RECOMMENDATION

That Council notes and receives the email correspondence from the Outback Queensland Tourism Association regarding their 2027 Coach Fuel Incentive Program

BACKGROUND

OQTA – 2027 Shoulder Season Fuel Incentive Program

The Outback Queensland Tourism Association (OQTA) has announced a new 2027 Shoulder Season Fuel Incentive Program, committing $25,000 to encourage additional group-touring across the region during traditionally quieter travel periods. Eligible tour departures can receive a $1,000 fuel incentive, aimed at stimulating new visitation, increasing overnight stays and supporting greater visitor expenditure across the region.

Eligible travel periods are 14 February to 30 April 2027 (excluding Easter, 22 March–1 April) and 13 September to 20 November 2027. Council will participate in the initiative by promoting the program to local tourism operators who already facilitate tours and group bookings through our region, encouraging them to use the fuel incentive as an additional sales tool to secure forward group bookings during the 2027 shoulder season.

LINK TO CORPORATE PLAN

1.3.1 Council has in place operational systems and capacity to deliver strategic priorities and core operations.

ATTACHMENTS

1. OQTA Coach Fuel Incentive Program Correspondence ⇩

28 July 2026

Dear All

2027 Outback Queensland Shoulder Season Fuel Incentive Program
Supporting More Visitors. Supporting More Businesses

As we all face uncertain times with fuel pricing issues, Outback Queensland Tourism Association (OQTA) is investing $25,000 in a new Shoulder Season Fuel Incentive Program to help member councils, Tourism Development Officers and OQTA trade members attract additional touring business to the region during 2027.

Designed to stimulate new visitation during key shoulder travel periods, the program supports the development and promotion of new group touring itineraries that deliver greater visitor expenditure across Outback Queensland. By helping offset fuel costs, OQTA aims to encourage additional tour departures that may not otherwise proceed.

OQTA will provide funding for up to 25 eligible tour departures, with each successful tour receiving a $1,000 fuel incentive upon completion.

Program Overview
OQTA has allocated $25,000 to support up to 25 eligible tour departures during the 2027 shoulder season.
Each approved tour may receive a $1,000 fuel incentive following the successful completion of the itinerary and submission of the required documentation.

The program aims to:
- Generate additional shoulder season visitation across Outback Queensland
- Encourage all tourism operators to use this incentive in their sales teams to secure some forward bookings for shoulder season 2027.
- Encourage longer stays and greater regional dispersal
- Support local accommodation providers, attractions, hospitality businesses and visitor experiences
- Assist member councils and tourism operators to attract new group touring business
- Deliver measurable economic benefits across participating communities

Expected Outcomes
Through this investment, OQTA expects to:
- Support up to 25 new or expanded tour departures during 2027
- Increase visitor expenditure across multiple Outback Queensland destinations
- Encourage collaboration between member councils, Tourism Development Officers and OQTA trade members
- Stimulate new touring itineraries and shoulder season travel
- Increase overnight stays and regional dispersal throughout Outback Queensland
- Deliver a strong return on investment through increased visitor spending across accommodation, hospitality, attractions, fuel outlets and local businesses

Funding Availability
OQTA has allocated $25,000 to the 2027 Shoulder Season Fuel Incentive Program, providing funding for up to 25 eligible tour departures.

Funding will be allocated on a first approved, first served basis until the program allocation has been exhausted.

Eligible organisations are encouraged to submit multiple tour applications. Each eligible departure will be assessed independently against the program criteria and may receive a separate fuel incentive, subject to available funding.
Applications should be submitted before tour departures are confirmed to ensure funding remains available.

All enquires by email please and we will answer ASAP.

We do hope this sales tool and incentive will provide you all a good hook to attract some more visitors to our regions.

Warm regards

DD
Denise Brown

Denise Brown
Chief Executive Officer

Outback Queensland Tourism Association
M +61 438 394 492 | **E** ceo@outbackqueensland.com.au
W www.outbackqueensland.com.au | **A** PO Box 506, Longreach QLD 4730, Australia

Outback Queensland
Live Australia's story

Share our story: Facebook | Instagram | Twitter | YouTube | LinkedIn



14.6 REQUEST TO WAIVE AIRCRAFT LANDING AND PARKING FEES - WINGS ON THE WARREGO

Author: **Tourism, Marketing & Events Manager**

Authoriser: **Chief Executive Officer**

RECOMMENDATION

That Council

1. Approve the waiver of landing and parking fees for aircraft directly involved in the 2026 Wings on the Warrego event; and
2. Note that adventure flight operations conducted by Warplanes Pty Ltd will be coordinated with Charleville Airport management to ensure they do not interfere with scheduled commercial or other airport operations on Friday, 11 September.

BACKGROUND

Purpose

To seek Council approval to waive landing and parking fees for aircraft directly involved in the 2026 Wings on the Warrego event.

Background

Wings on the Warrego being held in Charleville on 12th and 13th September will feature a range of aviation activities as part of the event program.

Aircraft operators participating in Wings on the Warrego make an important contribution to the delivery and success of the event, with a number providing discounted appearance and participation fees in support of the program.

To recognise this contribution, support ongoing relationships with participating aviation operators and assist with the delivery of Wings on the Warrego, it is proposed that Council waive the applicable landing and parking fees for aircraft directly involved in the event.

Council has previously supported the waiver of landing fees for aircraft involved in Wings on the Warrego. Formal Council approval is sought to continue this support for the 2026 event.

Adventure Flights

Warplanes Pty Ltd has also requested permission to arrive at Charleville Airport on Thursday 10 September and commence adventure flights on Friday, ahead of the main Wings on the Warrego program.

Friday remains a normal commercial operating day at Charleville Airport, with scheduled regular public transport services and the possibility of charter operations.

Council's Manager Regulatory Services has advised that the proposed adventure flights can be accommodated, provided Warplanes Pty Ltd works directly with airport staff and the Aerodome Reporting Officer to schedule its operations around commercial aircraft movements and normal airport operations.

The operation of adventure flights will therefore be coordinated with airport staff and remain subject to normal aviation, safety and regulatory requirements.

LINK TO CORPORATE PLAN

1.3.1 Council has in place operational systems and capacity to deliver strategic priorities and core operations.

ATTACHMENTS

Nil

14.7 KING EDWARD PARK MASTERPLAN - APPOINTMENT OF CONSULTANT

Author: **Director Community, Community Services, and Community Infrastructure**

Authoriser: **Chief Executive Officer**

RECOMMENDATION

That Council:

1. Accept the fee proposal from Circ Design dated 4 August 2026 in the amount of $45,450.00 (excluding GST) for the preparation of the King Edward Park Masterplan, funded from the approved allocation of $50,000.00 secured through the Department of Sport, Racing and Olympic and Paralympic Games.
2. Authorise the Chief Executive Officer to negotiate and execute the consultancy engagement with Circ Design under Local Buy arrangement LB335 (Planning, Surveying, Design and Architecture).
3. Note the withdrawal of K+Co Landscape Design, advised by email on 29 July 2026, and rank Arkhright Architects Pty Ltd as the second-placed submission, to be approached should the engagement with Circ Design not proceed.
4. Authorise officers to formally advise all consultants of the outcome of the evaluation.

BACKGROUND

King Edward Park is Charleville's principal active recreation precinct, accommodating the town swimming pool and splash pad, netball, basketball and tennis courts, the skate park, playground, exercise equipment, grandstands, clubhouse and amenities. The pool alone records close to 20,000 entries across a season, with approximately 5,000 additional spectators and supervising adults, in a Shire of 3,971 people.

At its Ordinary Council Meeting on 21 September 2023, Council resolved (Resolution 211/23) to engage the Department of Sport and Recreation to develop a Sport and Recreation Plan for Murweh Shire communities in consultation with the community and sporting groups. That engagement produced the King Edward Park Strategic Plan 2025, through which twenty stakeholders were consulted across every user group on the site and 21 capital priorities were identified. Eleven of the 21 priorities carry the notation "location to be considered" and cannot proceed until their placement on the site is resolved. A masterplan is required to convert those priorities into a resolved, staged and fundable spatial plan.

Council has secured funding of $50,000.00 through the Department of Sport, Racing and Olympic and Paralympic Games to prepare the masterplan. In accordance with Council's procurement obligations for a medium-sized contractual arrangement, written quotations were invited and submissions were received from:

- Arkhright Architects Pty Ltd (Brisbane, Qld) - fee proposal dated 20 April 2026
- Fulton Trotter Architects Pty Ltd (Brisbane, Qld) - fee proposal dated 16 June 2026
- K+Co Landscape Design (Charleville, Qld) - fee proposal dated 19 June 2026
- Circ Design (Qld) - fee proposal dated 4 August 2026

Consultants were invited to present to Councillors regarding the masterplan. On 29 July 2026, Ms Kate King of K+Co Landscape Design advised by email that, having accepted another significant project requiring her full attention over the coming year, K+Co was withdrawing from the process to ensure Council receives the level of service the project deserves. Circ Design briefed Council on 4 August 2026.

PURPOSE

The purpose of this report is for Council to consider the consultancy submissions received for the King Edward Park Masterplan and to appoint a consultant to deliver the masterplan within the approved allocation of $50,000.00.

DISCUSSION

Following the withdrawal of K+Co Landscape Design, three submissions remained for determination. Each was assessed against the approved budget, alignment with the King Edward Park Strategic Plan 2025, the capability and directly relevant experience of the nominated team, the quality and usability of the deliverables, and readiness of the outputs to support future funding applications. A summary comparison is provided below.

Criterion	Circ Design	Arkhright Architects	Fulton Trotter Architects
Fee (excl. GST)	$45,450 (incl. $3,000 disbursements)	$50,000 fixed lump sum	$120,800 provisional
Within $50,000 allocation	Yes, with $4,550 headroom	Yes, no headroom	No, exceeds by $70,800
Programme	16 weeks, two site visits	12 weeks, four phases	Not within budget
Evidence base	Builds directly on Strategic Plan 2025; validates rather than repeats consultation	General masterplanning methodology	Not assessed further
Funding readiness	Staging plan, implementation roadmap, refreshed grant and funding pathway matrix, two to three concept enlargements	Design Intent Documentation suitable for tendering	Not assessed further
Procurement pathway	Local Buy LB335 registered	Standard engagement	Standard engagement

Recommended Submission - Circ Design

The Circ Design proposal is assessed as offering the best value for money and the strongest alignment with Council's requirements, for the following reasons:

- Fee within allocation. The total fee of $45,450.00 excluding GST ($42,450.00 professional services plus $3,000.00 disbursements) sits within the $50,000.00 allocation and preserves $4,550.00 of headroom toward the recommended site survey or contingency.
- The Strategic Plan is treated as the evidence base. The methodology explicitly validates rather than repeats the consultation already funded and completed, directing the fee toward spatial design resolution. Onsite co-design sessions are structured as working sessions with user groups, with options drawn live so participants shape the layout directly.
- Directly comparable regional Queensland experience. The Doomadgee Future Planning Project, prepared for Doomadgee Aboriginal Shire Council, converted community priorities into a deliverable spatial plan for a remote Queensland town and has since supported more than $2.5 million in Commonwealth and State funding and two approved Development Applications. The project received the 2026 Australian Urban Design Award and the 2025 Engagement Excellence Award. The practice's sport and recreation masterplanning portfolio includes Blackwater Youthspace and Skatepark and the North Lakes 42-hectare open space and recreation network.

- Funding-ready outputs. Deliverables include a staging and prioritisation plan, implementation roadmap, refreshed grant and funding pathway matrix, and two to three concept enlargements of priority locations prepared specifically to strengthen future funding applications to the Department of Sport, Racing and Olympic and Paralympic Games and other programs. The programme will be aligned to the milestone and acquittal dates in Council's funding agreement.
- Compliant engagement pathway. Circ Design is registered on the Local Buy LB335 panel (Planning, Surveying, Design and Architecture), providing Council with a compliant direct engagement pathway consistent with the Local Government Regulation 2012.
- Resolution of conflict and duplication. The proposal directly addresses the two structural risks in the current priority list: competing space requirements among items such as the multipurpose gym, clubhouse upgrades and off-leash dog area, and duplication such as five separate club storage requests that are likely to resolve into one shared building at a fraction of the combined capital cost.

Second-Ranked Submission - Arkhright Architects Pty Ltd

The Arkhright Architects submission is a capable and conforming proposal at a fixed lump sum of $50,000.00 excluding GST, delivering Design Intent Documentation suitable for tendering base works over a 12-week programme. It is ranked second for the following reasons: the fee consumes the entire allocation with no headroom for disbursements, survey or contingency; the methodology does not build as directly on the completed Strategic Plan 2025 consultation; and Arkhright's standard terms issue deliverables in hard copy or non-editable PDF format with copyright retained, and impose 7-day payment terms with interest and work-pause provisions, both of which would require negotiation prior to execution. By contrast, Circ Design's deliverables include editable source files on request. Should the engagement with Circ Design not proceed for any reason, it is recommended that Arkhright Architects be approached as the second-ranked submission.

Other Submissions

The Fulton Trotter Architects submission ($120,800.00 provisional estimate) exceeds the approved allocation by $70,800.00 and was not assessed further. K+Co Landscape Design withdrew from the process on 29 July 2026 prior to determination; officers note Ms King's professionalism in withdrawing early rather than risking under-delivery, and recommend Council formally acknowledge the withdrawal.

Matters for Negotiation and Noting

- Site survey (recommended, excluded from fee). No survey, CAD or mapping currently exists for King Edward Park. Circ Design recommends a drone survey (indicative $2,000.00 to $6,000.00 excluding GST) or conventional ground survey (indicative $8,000.00 to $15,000.00 excluding GST), charged at cost with no coordination fee. A surveyed base would serve every subsequent Development Application, funding submission and detailed design package. Officers will obtain quotations and, if within delegation, procure the drone survey from the remaining headroom in the allocation.
- Exclusions. Quantity surveying, geotechnical and services investigations, detailed design, cultural heritage assessment and Development Application preparation are excluded from the fee and would be procured separately as required.
- Concept-level outputs. The masterplan is prepared from aerial imagery and site measurement; locations, footprints and levels will require confirmation by survey before detailed design of any individual project.
- Variations. Fees are fixed for the scope described; additional site visits, additional rounds of Council amendment or scope changes are charged at $270.00 per hour, agreed in writing before being undertaken.

Consultation

Internal consultation was undertaken with the Chief Executive Officer and the Director of Community. Councillors received a briefing from Circ Design on 4 August 2026 as part of the consultant presentation process. External consultation comprised the quotation and presentation process with Arkhright Architects Pty Ltd, Fulton Trotter Architects Pty Ltd, K+Co Landscape Design and Circ Design. Community and user group consultation was completed through the King Edward Park Strategic Plan 2025 and will be validated, not repeated, through the masterplan engagement sessions coordinated by Council.

Financial Risks

The recommended fee of $45,450.00 excluding GST is within the approved allocation of $50,000.00 secured through the Department of Sport, Racing and Olympic and Paralympic Games, preserving $4,550.00 for the recommended site survey or contingency. Fees are fixed for the described scope, limiting cost escalation risk; variations are only payable where agreed in writing in advance. A residual financial risk arises if the site survey and quantity surveying costs exceed the remaining headroom, in which case officers will report back before committing further expenditure. Failure to deliver the masterplan within the funding agreement milestones could place grant funding at risk; the programme will be aligned to those milestone and acquittal dates on execution.

Legal Risks

The engagement is a medium-sized contractual arrangement under Chapter 6 of the *Local Government Regulation 2012*. Written quotations were invited consistent with the default contracting procedures, and Circ Design's registration on the Local Buy LB335 panel provides a further compliant engagement pathway under the exception for LGA arrangements. The recommendation is consistent with the sound contracting principles in section 104(3) of the *Local Government Act 2009*, including value for money and open and effective competition. Circ Design holds public liability insurance of $20 million and professional indemnity insurance of $2 million per claim ($4 million aggregate); certificates of currency will be obtained prior to execution. Intellectual property and deliverable format terms, including provision of editable source files, will be confirmed in the executed agreement.

Environmental Risks

The masterplan itself presents no direct environmental risk. It is expected to deliver environmental benefit through a landscape framework addressing shade, tree planting and microclimate in a hot western Queensland climate. Any future capital works arising from the masterplan will be subject to their own environmental assessments and approvals. Should a drone survey proceed, airspace approval requirements arising from the proximity of the Charleville Aerodrome will be confirmed early.

Social Risks

King Edward Park carries most of the recreation life of Charleville, and community expectations following the Strategic Plan consultation are high. Proceeding promptly manages the reputational risk of consultation without visible follow-through. The withdrawal of the sole Charleville-based submission removes the local-preference tension identified in earlier evaluation; nonetheless, officers will communicate the outcome respectfully to all consultants, including formal acknowledgement of K+Co's withdrawal. The co-design methodology, in which user groups actively shape the layout in onsite working sessions, will build community ownership of the final plan and manage expectations regarding staging and affordability.

REFERENCES

- Local Government Act 2009 (Qld), section 104 - sound contracting principles
- Local Government Regulation 2012 (Qld), Chapter 6 - contracting, including default contracting procedures for medium-sized contractual arrangements and exceptions for LGA arrangements

- Murweh Shire Council Resolution 211/23 (Ordinary Council Meeting, 21 September 2023) - Sport and Recreation Plan

KING EDWARD PARK STRATEGIC PLAN 2025

LINK TO CORPORATE PLAN

2.2.2 Town reserves and public lands are well maintained for community access and recreational use.

3.1.1 Health and wellbeing services meet community needs and expectations

4.1.1 Encourage and facilitate targeted population retention and growth, underpinned by liveability and employment opportunities.

ATTACHMENTS

1. **Circ Design King Edward Park Materplan Proposal** ⇩
2. **Circ Design Proposal** ⇩
3. **Letter from Kate King** ⇩

circ design

King Edward Park Masterplan

Briefing to Murweh Shire Council

4 August 2026



CHARLEVILLE

A community shaped by sport

20,000+

pool entries this season, plus around 5,000 spectators, in a Shire of 3,971 people

50 years

of netball on this site, hosting District, intertown and NAIDOC competitions

200

nominations for the CRABS triathlon, from Roma, Quilpie, Tambo and Cunnamulla

This masterplan's role is not to create that culture. It is to give it a physical framework that supports it for the next twenty years.



Graham Andrews parkrun, Saturday mornings. Free, volunteer run, all ages.



Tennis, 1912



Netball



Charleville juniors

State Library of Queensland, National Archives of Australia, Trove

THE EVIDENCE BASE

The hard work of identifying what matters is done

20

stakeholders consulted

Every user group on the site

21

capital priorities identified

With clear rationale for each

$50k

secured

Department of Sport and Recreation

Council and the community have already established what King Edward Park needs.
We are not proposing to repeat any of it.

WHAT COMES NEXT

11 of 21

priorities cannot proceed until someone decides where they go

The gym. The storage. The clubhouse. The grandstand. The shade.
The transition area. The items that need ground are the ones without it.

"Location to be considered"

Repeated through the Strategic Plan's strategy column, against item after item.

WHY IT MATTERS NOW

Coordinated planning protects Council's investment

Conflict

A multipurpose gym, clubhouse upgrades, indoor bowling, dinky tracks, an off-leash dog area and an improved triathlon transition area are all competing for ground that has never been tested.

Duplication

Five separate clubs have each asked for their own storage. Tested spatially, that is very likely one shared building at a fraction of the combined capital cost.

A masterplan is not a spending document. It is what stops the same shed being built five times.

THE OPPORTUNITY

Three things a masterplan resolves

Better connections

Arrival, movement between facilities, parking, universal access

Better places

Shade, landscape, spectator comfort, identity, everyday use

Better investment

Staging, shared facilities, funding-ready priorities



King Edward Park, bounded by street on all four sides. Project north.

The Strategic Plan lists footpaths connecting facilities as one item among 21. It is actually the structural move. Resolve movement and every other item finds its place.

HOW WE WORK

Listen. Explore. Deliver.



Listen

Engagement on country, around the plans



Explore

Ideas tested by hand before detailed design



Deliver

A plan structured so it can be funded and built

FROM VISION TO DELIVERY

Doomadgee Aboriginal Shire Council

$2.5M+ Commonwealth and State funding secured

2 Development Applications approved

1 plan that made both possible

Same problem. Community priorities, no spatial plan, and a need to attract investment.



Doomadgee Visitors Centre, funded and progressing to delivery

RELEVANT EXPERIENCE

Sport and recreation masterplanning



Blackwater Youthspace and Skatepark, sports masterplan, Queensland



North Lakes, 42ha open space and recreation network, Queensland



Asker City Centre and Sports Park, Norway

Also Coffs Harbour Coastal Reserves and Worthy Down, a military base with four football fields and a cricket ground. King Edward Park would not be our first sports masterplan.


Worthy Down Military Base Training Facility
Sports grounds, shooting range and obstacle course
Circ Design
10

HOW WE SEE THE BRIEF

Recreation precincts are more than sporting facilities



King Edward Park today. The pool, the covered skate park, the playground.

The Strategic Plan already names them.

Swimming, tennis, netball, basketball and the tri club. But also the Hope Program, Blue Light, QCWA, St Mary's, Charleville State Primary, Queensland Police, families, spectators and everyday users.

Stronger organised sport comes from a precinct that works for everyone around it. Families stay. Spectators are comfortable. Clubs recruit from the people already there.

OUR APPROACH

Six stages, around 16 weeks

01

Commencement

Inception, background review, boundary confirmed

02

Site analysis

Site visit, base plan, opportunities and constraints

03

Validation

On site with user groups. Confirm, do not repeat

04

Masterplan

Recreation, movement and landscape frameworks resolved

05

Prioritisation

Staging, catalyst projects, indicative cost bands

06

Delivery

Close the loop, final plan, presentation to Council

Programme aligned to the milestone dates in Council's funding agreement and to the meeting at which the plan is adopted.

DELIVERABLES

What Murweh Shire Council receives

- Existing conditions plan
- Opportunities and constraints plan
- Recreation framework
- Movement and access framework
- Landscape framework
- King Edward Park Masterplan
- Concept enlargements of priority locations
- Staging and prioritisation plan
- Implementation roadmap
- Final report and presentation

Every plan named, so Council can see exactly what it is buying.

WHY CIRC DESIGN

Recognised for outcomes, not drawings

2026 Australian Urban Design Award

Won this year

2025 Engagement Excellence Award

For how the work was done

Local Buy LB335

Compliant direct engagement, no procurement process for Council

The recognition reflects what the work delivered, not how it looked.

Awarded for the Doomadgee Future Planning Project

DISCUSSION

King Edward Park already carries most of the recreation life of this town.

The opportunity is to help it function as one connected precinct, and to give Council a plan it can build from and seek funding from over the next decade.

Catherine Simpson | Director, Circ Design | catherine@circdesign.com.au

King Edward Park Masterplan

Proposal and Fee | Murweh Shire Council

Prepared for	Murweh Shire Council Cr Shaun Radnedge, Mayor, and Councillors Bruce Scott OAM, Chief Executive Officer Tony Martin, Director of Community, Community Services & Community Infrastructure
Prepared by	Catherine Simpson, Director, Circ Design
Date	4 August 2026
Reference	MURWEH_KINGED_PROP_01

1. Executive summary

Murweh Shire Council has secured funding through the Department of Sport, Racing and Olympic and Paralympic Games to prepare a masterplan for King Edward Park, Charleville.

The King Edward Park Strategic Plan 2025 has already established what the community needs. Twenty stakeholders were consulted across every user group on the site, and 21 capital priorities were identified with clear rationale behind each.

What that document cannot do, and says so in its own disclaimer, is answer where each item goes, in what order Council should build them, and which items can be combined. Eleven of the 21 priorities carry the same note in the strategy column: location to be considered.

Circ Design proposes to translate the priorities Council already holds into a resolved spatial masterplan, staged and prioritised so that each future funding application points to a plan rather than a wish. The consultation already undertaken is treated as the evidence base and is not repeated.

The practice brings directly comparable experience. The Doomadgee Future Planning Project, prepared for Doomadgee Aboriginal Shire Council, converted community priorities into a deliverable spatial plan for a remote Queensland town and has since supported more than $2.5 million in Commonwealth and State funding and two approved Development Applications.

2. Understanding the project

King Edward Park is Charleville's active recreation precinct. It carries the swimming pool, splash pad, netball, basketball and tennis courts, the skate park, playground, exercise equipment, grandstands, clubhouse and amenities. It is the primary sport and recreation asset in the Shire and one of its busiest public spaces, with the pool alone recording close to 20,000 entries across a season, plus approximately 5,000 spectators and supervising adults.

It is also more than a collection of sporting facilities. It is where Charleville gathers, for organised sport and carnivals, for the pool over summer, for events, and for the ordinary weekday use that does not appear in any participation figure. Council is not being asked to redefine that. The masterplan provides the spatial framework to support it, strengthening connections, resolving how the facilities work together, and guiding investment over the next decade.

Council has confirmed that it is seeking a detailed plan to inform capital works, that the existing Strategic Plan and consultation form the evidence base, and that onsite engagement with sport and recreation groups is to validate and refine those priorities rather than repeat the process.

The gap the masterplan closes

Two consequences follow from a set of priorities with no spatial resolution.

Conflict. A multipurpose gym, clubhouse upgrades, indoor bowling, dinky tracks, a fenced off-leash dog area and an improved triathlon transition area are all competing for ground that has not been tested. Council currently carries the risk of committing to projects that will not sit together.

Duplication. Five separate clubs have each requested their own storage. Tested spatially, that is very likely one shared building delivered at a fraction of the combined capital cost. Resolving duplication of this kind is the most immediate financial return the masterplan offers Council.

Our understanding

Circ Design understands that Council is seeking a practical and deliverable masterplan that builds on the recently completed Strategic Plan and positions King Edward Park as the premier sport and recreation precinct for Charleville and the wider Murweh Shire.

3. Objectives

- Convert the priorities established in the Strategic Plan 2025 into a resolved spatial plan for the precinct.
- Give Council a document detailed enough to inform capital works programming and to support future funding applications.
- Strengthen King Edward Park as a connected, welcoming and recognisable recreation precinct that supports sport, community life and future investment
- Validate and refine existing stakeholder priorities without repeating consultation already undertaken.
- Sequence the works so that Council holds a practical investment roadmap rather than a list.

4. Approach

Consultation already completed is the evidence base

Council has already invested in a thorough process facilitated by the Department. Circ Design will not repeat it. Onsite engagement is designed to validate and spatially test what has been established, which directs the fee toward design resolution rather than re-establishing need.

The connective spine

The Strategic Plan lists concrete footpaths connecting all facilities as one item among 21. In practice it is the structural move that turns a collection of facilities into a precinct. It determines where people arrive, how they move between the pool, the courts and the playground, where shade is needed, and where events can spill. Resolve that first and every other item finds its place.

This approach is drawn directly from the Doomadgee Future Planning Project, where a connective network was the organising idea that made a series of separate community assets legible as a single place.

What makes it feel like Charleville

A precinct can be perfectly organised and still feel like it belongs somewhere else. The part communities actually notice is what the place is made of, the shade, the surfaces, the colours, the structures and the signs. Charleville has a strong and particular character, and King Edward Park already carries some of it in the murals on the skate park and the trees people sit under.

Onsite sessions are run as working sessions rather than presentations, with options drawn live in front of the group so people can see their input take spatial form. Alongside deciding where things go, those conversations

establish a character and materials palette that carries through the masterplan, so the precinct still reads as one place when it is built out in stages over a decade.

Funding readiness

The masterplan will be developed with future grant funding in mind, ensuring projects are clearly staged and prioritised to support applications to the Department of Sport, Racing and Olympic and Paralympic Games and to other funding programs. Where a priority location would benefit from a higher level concept to strengthen a future application, the masterplan will identify it.

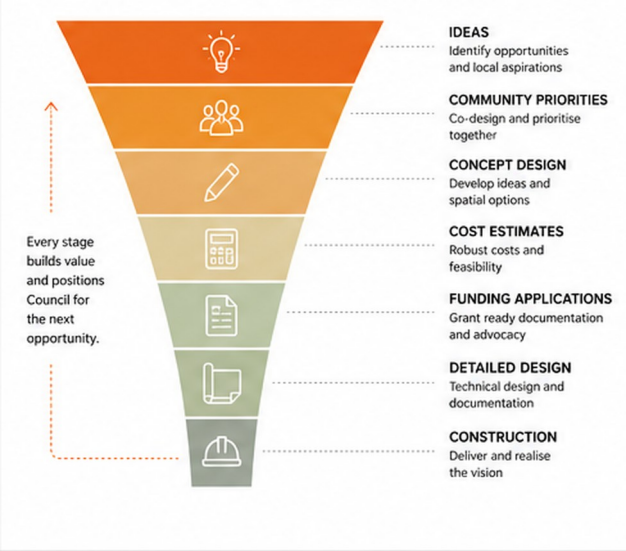

Where the masterplan sits in the funding pipeline. Each stage builds the evidence for the next application.

5. Methodology

Stage 1 | Project commencement and background review

- Inception meeting with Council, online
- Review of the King Edward Park Strategic Plan 2025 and its consultation findings
- Review of Council corporate and operational plans, asset information, tenure and services data where available
- Confirmation of project boundary, programme and reporting

Stage 2 | Site investigation and analysis

- Site visit to Charleville, two days, covering the measured site assessment on day one with Council officers and the Stage 3 validation sessions on day two
- Base plan prepared from aerial imagery and site measurement
- Analysis of existing facilities, movement and accessibility, shade and microclimate, drainage, orientation, arrival, parking, landscape and edges
- Existing conditions plan
- Opportunities and constraints plan

Stage 3 | Onsite co-design and validation

This stage validates rather than repeats. Council has already established what King Edward Park needs, and that work is not revisited. What the sessions do is decide together where those things go, how they relate to each other, and what the place should look and feel like. Stages 2 and 3 run concurrently and are delivered on a single visit to Charleville. Day one is the site walk and measured assessment with Council officers. Day two is the user group sessions, so that those conversations can test real spatial options rather than talk in the abstract.

- Onsite sessions with sport and recreation user groups, coordinated by Council and scheduled within the same Charleville visit
- Sessions structured so user groups actively shape the layout, working over plans together to locate facilities, test shared spaces and resolve where their needs overlap
- Live drawing during the sessions, so options are sketched and tested in front of the group and people can see their input take spatial form before they leave the room
- Meeting with Council officers and Councillors
- Validation summary confirming agreed priorities and any change since March 2025
- A character and materials palette drawn from the sessions, capturing what people associate with this place, so the finished precinct reads as Charleville rather than a template that could sit in any town

Stage 4 | Concept masterplan

- Recreation framework: activity zones, facility groupings, event capacity
- Movement and access framework: arrival, circulation, parking, universal access
- Landscape framework: shade, tree planting, softening, and a character and materials palette developed from the sessions, covering surfaces, structures, planting, colour and signage so the precinct holds a consistent identity as it is built out over time
- Location and indicative footprint for each agreed capital item
- Resolution of competing space requirements and identification of shared facility opportunities
- Draft masterplan drawing with supporting rationale

Stage 5 | Prioritisation and implementation

- Prioritisation framework applied to the agreed capital items
- Staging plan grouping works into logical, deliverable packages
- Identification of catalyst projects that unlock later stages
- Implementation roadmap identifying responsibility, dependencies and likely funding pathways
- Refreshed grant and funding pathway matrix aligned to the staged works, identifying programs, eligibility, indicative round timing and the works each is best suited to



Staging framework. Works grouped by timeframe and scale of investment, reviewed as each stage is delivered.

Stage 6 | Draft review, close the loop and final masterplan

- Presentation of the draft masterplan to Council
- Return session with user groups, one day in Charleville, to confirm the plan reflects their priorities
- One consolidated round of Council amendments
- Final masterplan and report
- Presentation to Council

6. Deliverables

- Existing conditions plan
- Opportunities and constraints plan
- Recreation framework plan
- Movement and access framework plan
- Landscape framework plan
- King Edward Park Masterplan
- Two to three concept enlargements of priority locations, where the masterplan identifies these would assist future funding applications
- Staging and prioritisation plan
- Implementation roadmap
- Refreshed grant and funding pathway matrix
- Final report incorporating all of the above
- Presentation to Council

Final documents supplied as [A1 presentation plan / A3 report / PDF]. Editable source files can be provided on request.

7. Site survey, recommended

A survey is not included in the fee below, and the masterplan can be prepared without one. Circ Design nonetheless recommends Council obtain a survey before or during the engagement, for the reasons set out here.

Why it matters

No survey, CAD or mapping currently exists for King Edward Park. Twenty one capital items competing for one site is precisely the situation where levels, drainage falls and existing service locations determine what is actually buildable. A masterplan drawn without them risks locating items in positions that later prove impractical, which is expensive to discover at detailed design.

A surveyed base also has value well beyond this project. It becomes the base for every subsequent Development Application, funding submission and detailed design package, so the cost is carried once and used many times over.

Two options, with indicative costs

Drone survey, recommended

A licensed operator captures the whole site in a day and delivers an orthophoto, surface model and contours suitable for masterplanning and for later design work. Cost varies with method and deliverables. A basic orthophoto sits at the lower end, while full photogrammetry with ground control and CAD contours sits at the upper end. Airspace approval may be required given the proximity of Charleville Aerodrome, which is worth confirming early.

Indicative cost: $2,000 to $6,000 + GST depending on method, including regional travel.

Conventional ground survey

A registered surveyor picks up levels, features, service locations and boundaries on the ground, delivered as a CAD feature and level survey. More precise for services and boundary definition, and the better option if Council intends to proceed quickly to detailed design on a specific item. This is more than the masterplan requires, but it would not be wasted.

Indicative cost: $8,000 to $15,000 + GST, including regional travel.

If Council holds its own survey capability or an existing supplier arrangement, a survey undertaken before commencement would serve the same purpose at no additional cost to this project. Circ Design can otherwise arrange and coordinate either option on Council's behalf, with surveyor fees charged at cost and no coordination fee applied.

These figures are indicative only and subject to quotation. Circ Design recommends the drone survey as the most practical starting point. At the lower end it is around four per cent of this engagement, and a small fraction of the cost of any single capital item on the priority list, while removing a significant source of risk from every one of them.

8. Programme

Stage	Duration	Indicative timing
1. Commencement and background review	2 weeks	Weeks 1 to 2
2. Site investigation and analysis	2 weeks	Weeks 3 to 6, concurrent with Stage 3
3. Stakeholder validation	2 weeks	Weeks 3 to 6, concurrent with Stage 2
4. Concept masterplan	4 weeks	Weeks 7 to 10
5. Prioritisation and implementation	2 weeks	Weeks 11 to 12
6. Review, close the loop and final masterplan	4 weeks	Weeks 13 to 16
Total	16 weeks	

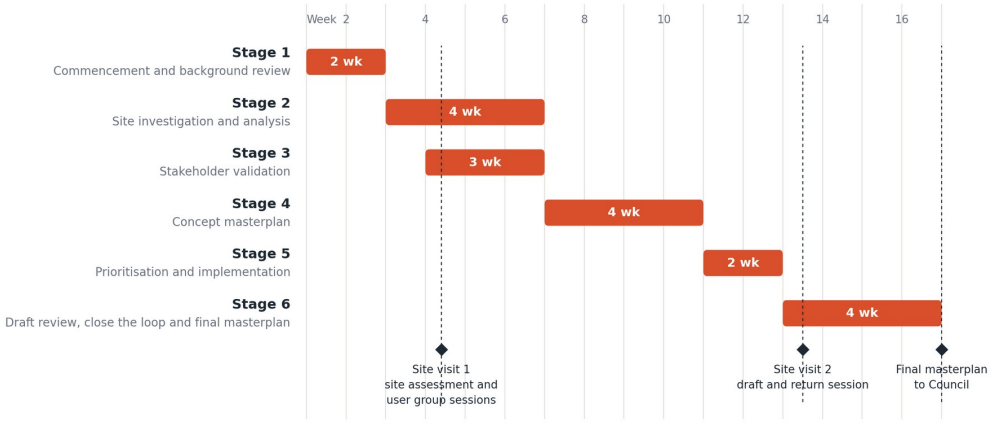

Indicative programme. Two site visits, the first pairing site analysis with stakeholder validation, the second presenting the draft and closing the loop with user groups.

Stages 2 and 3 are delivered on a single two day visit to Charleville, which is why they run concurrently in the programme above. Day one is the site walk with Council officers, day two is the user group sessions. If Council would prefer the sessions spread across a third day, that can be accommodated by agreement. The programme also assumes Council coordination of user group sessions at Stages 3 and 6, and a single consolidated round of Council comments. Timing will be aligned to the milestone and acquittal dates in Council's funding agreement with the Department once confirmed, and to the Council meeting at which the masterplan is to be adopted.

9. Fee

Stage	Fee
1. Commencement and background review	$3,000
2. Site investigation and analysis	$8,100
3. Stakeholder validation	$6,300
4. Concept masterplan	$12,000
5. Prioritisation and implementation	$7,350
6. Review, close the loop and final masterplan	$5,700
Total professional services	$42,450 + GST

Disbursements

Item	Amount
Travel to Charleville, two visits totalling three days on site, including travel time (vehicle, accommodation, meals)	$2,700
Printing and consultation materials	$300
Total disbursements	$3,000 + GST

Total fee: $45,450 + GST ($49,995 including GST)

This is the full scope described in this proposal, including the refreshed funding matrix.

The fee sits within Council's $50,000 allocation. A site survey, and any quantity surveying, are additional to this figure and are charged at cost if Council chooses to proceed with them.

Fees are fixed for the scope described. Additional site visits, additional rounds of Council amendment, or work arising from a change to the agreed scope will be charged at $270 per hour, agreed in writing before it is undertaken.

10. Assumptions and exclusions

Assumptions

- The King Edward Park Strategic Plan 2025 and its consultation form the agreed evidence base
- The study area is the whole of King Edward Park including the swimming pool
- Council will coordinate user group attendance at Stage 3 and Stage 6 sessions, consolidated so that the Stage 3 sessions can be delivered within a single day
- Council will provide any available GIS, aerial, services, tenure and asset condition information
- One consolidated round of Council comment
- The masterplan is prepared from aerial imagery and site measurement. Spatial layouts are therefore indicative and concept level, and locations, footprints and levels will require confirmation by survey before detailed design of any individual project

- Circ Design is entitled to rely on the information and data provided by Council and its consultants without independent verification, including the King Edward Park Strategic Plan 2025 and the participation and usage figures it records
- Council will nominate a primary contact with authority to give direction, and a direct line of communication to that person will be available through the engagement
- Site access will be arranged by Council for both visits, including access to the swimming pool and to any facilities held under lease or operating agreement, and any operators or lessees will be notified in advance
- Changes to the scope described in this proposal can be accommodated by written agreement, with the programme and fee adjusted accordingly

Exclusions

- Site survey. Recommended, and addressed at Section 7. Not included in the fee
- Geotechnical, services, hydraulic, structural, arboricultural and asset condition investigations
- Detailed design, construction documentation and approvals
- Quantity surveying and cost planning. Order of cost estimates require a qualified quantity surveyor and, given the pool infrastructure on site, are likely to require detailed input. Circ Design can arrange this separately once the staging plan identifies which items warrant costing
- Cultural heritage assessment and native title advice
- Development application preparation and lodgement
- Legal advice or guidance on the deliverables, including tenure, easements and native title

11. Why Circ Design

Circ Design is an urban design, placemaking and strategic communications practice working across regional and remote Queensland. The practice is registered on the Local Buy LB335 panel for Planning, Surveying, Design and Architecture, which provides Murweh Shire Council with a compliant direct engagement pathway.

The Doomadgee Future Planning Project, prepared for Doomadgee Aboriginal Shire Council, is the practice's principal credential and the closest parallel to this project. It converted community priorities into a resolved spatial plan for a remote Queensland town, and has since supported more than $2.5 million in Commonwealth and State funding and two approved Development Applications. The project received the 2026 Australian Urban Design Award and the 2025 Engagement Excellence Award.

The relevant lesson for King Edward Park is that a plan is only as good as what it enables. The Doomadgee masterplan works because it is structured for delivery. It says where things go, how they connect and in what order, so that each application points at a plan rather than a wish.

Troy Fraser, Chief Executive Officer of Doomadgee Aboriginal Shire Council, is available to speak with Council about the project and how the plan has worked in practice. Contact details on request.

12. Project team

Catherine Simpson leads the project and is the point of contact throughout. She is the lead designer on the work described in this proposal, including site analysis, stakeholder validation, the masterplan itself, and the staging and implementation advice.

Supporting the project

Waldemar Jenek provides architectural support, applied to the built elements identified in the Strategic Plan such as clubhouse upgrades, shared storage and any covered structures the masterplan locates.

Andy Bates and James Simpson provide graphic support, producing the framework plans, the masterplan drawing and the concept enlargements prepared for future funding applications.

The team is scaled to the project. Catherine remains responsible for the work and for delivery against the programme.

13. Insurance

Circ Design holds public liability insurance to $20 million, and professional indemnity insurance of $2 million for any one claim, to an aggregate of $4 million. Certificates of currency can be provided on request.

14. Acceptance

To proceed, please confirm acceptance in writing to catherine@circdesign.com.au.

Catherine Simpson
Director, Circ Design
catherine@circdesign.com.au | www.circdesign.com.au
ABN 91 836 350 015

EMAIL Received: 29/07/2026

Hi Tony,
Thank you to Murweh Shire Council for the invitation to present to Councillors regarding the King Edward Park Master Plan.
After careful consideration, I have made the difficult decision to withdraw from the presentation process.
Since submitting our proposal, K+co has accepted another significant project that will require my full attention over the coming year. As the nominated project lead, I believe it is important to be realistic about my capacity and ensure that any project I commit to receives the level of service and attention it deserves.
Given the importance of the King Edward Park Master Plan to the Charleville community, I feel it is more appropriate to withdraw at this stage rather than risk not delivering to the standard that Council should expect.
Thank you for the opportunity, and I wish Council all the best with what I'm sure will be a fantastic legacy project for the Charleville community.
Kind regards,

Kate King
Landscape Architect - BBE, GDLA, AILA

k+co
landscape design.

m. 0410 577 581
e. kate@kcolandscape.com
w. www.kcolandscape.com

14.8 REVIEW OF COUNCIL HOUSING POLICY - AGED (COM-001) - ELIGIBILITY CRITERIA AMMENDMENTS

Author: **Director Community, Community Services, and Community Infrastructure**

Authoriser: **Chief Executive Officer**

RECOMMENDATION

That Council:

1. Adopt, as recommended by the Housing Committee, the amended Council Housing Policy - Aged (COM-001, Version 3) incorporating a new property divestment provision requiring that a tenant who owns or part-owns property in Australia or overseas must place that property on the market within three (3) months of the commencement of tenancy and cease to own or part-own the property within twelve (12) months of commencement, with corresponding tenant notification and evidence obligations.
2. Direct officers to review the liquid assets limits in Policy COM-001 (currently $116,375.00 single and $148,625.00 couple, adopted from the Queensland Social Housing Eligibility Criteria) with a view to increasing these limits, and to report back to Council with options and recommended figures.
3. Note that the eligibility criteria for Council-owned aged housing are set by Council resolution, and authorise the Chief Executive Officer to make minor administrative amendments to the policy.

BACKGROUND

Council owns and manages 23 aged persons' units across Charleville and Augathella under the Council Housing Policy - Aged (COM-001). Version 1 of the policy was adopted at the Ordinary Council Meeting held on 16 January 2020, and Version 2 was adopted on 20 January 2026 (Resolution 023/26), with a scheduled review date of 20 January 2029.

The policy sets out eight eligibility criteria for tenancy, including that an applicant hold a Centrelink aged pensioner card, be capable of living independently, hold Australian citizenship, not own or part-own property in Australia or overseas, and not exceed the liquid assets limits of $116,375.00 (single person) or $148,625.00 (couple).

Two matters have prompted this out-of-cycle review:

- The current property ownership criterion is an absolute bar tested only at the point of application. It provides no managed pathway for an aged resident who still owns a property but has a genuine need to enter Council aged housing (for example, while a family home is sold), nor does it address a tenant who acquires property after commencing a tenancy.
- The liquid assets limits were adopted directly from the Queensland Government's Social Housing Eligibility Criteria. Officers consider these limits warrant review in the context of Council's aged housing portfolio and local circumstances.

The Housing Committee, comprising the Mayor or Deputy Mayor, the Director of Corporate Services and the administration officer responsible for the housing portfolio (as constituted by Council on 16 January 2020), met in the week commencing 3 August 2026 and resolved to recommend the inclusions set out in this report to Council for adoption.

This review is also timely given Council's current consideration of the future ownership and management arrangements for the aged housing portfolio.

PURPOSE

The purpose of this report is to seek Council's adoption of an amended Council Housing Policy - Aged (COM-001, Version 3) introducing a property divestment provision (marketing within three months and divestment within twelve months of tenancy commencement), and Council's direction to review the liquid assets limits with a view to increasing them.

DISCUSSION

How the Eligibility Criteria Are Set

It is important for Councillors to understand the source and legal status of the eligibility criteria applying to Council's aged housing:

- Council-set criteria. The eligibility criteria in Policy COM-001 are set by Council itself, by resolution. Council adopted the current criteria as part of Version 2 on 20 January 2026 (Resolution 023/26). Council may amend these criteria at any time by further resolution, subject to any obligations arising from the original grant funding conditions attached to the units.
- State criteria as the adopted benchmark. The liquid assets limits in COM-001 ($116,375.00 single; $148,625.00 couple) replicate the figures in the Social Housing Eligibility Criteria published by the Queensland Department of Housing and Public Works (current version May 2025). That document is a statutory instrument for a different class of provider: under section 14(2)(a) of the Housing Regulation 2015, registered Community Housing Providers funded under the Housing Act 2003 must apply the state criteria. The department sets and periodically updates those figures.
- Council's discretion. Murweh Shire Council delivers its aged housing as a council-owned discretionary service, not as a funded community housing service under the Housing Act 2003. It is understood the state criteria therefore apply to Council only as a voluntarily adopted benchmark, not as a binding requirement, and Council retains discretion to set higher (or different) limits. This understanding should be confirmed against the original grant funding agreements for the units (in particular the Delta Court units constructed in 2001-02 with grant investment) as part of the due diligence already in progress on the portfolio.
- Relevance to any future transfer. Should the portfolio later transfer to a registered, funded community housing provider, the state criteria would then apply to that provider as mandatory. Any divergence between Council's policy limits and the state criteria should be understood in that context.

Proposed Amendment 1 - Property Divestment Provision (Three-Month Marketing, Twelve-Month Divestment)

The existing criterion 4 provides only that an applicant "must not own or part-own property in Australia or overseas", operating as an absolute bar at the point of application. It is proposed that the criterion be amended to provide a managed divestment pathway:

> Must not own or part-own property in Australia or overseas. An applicant who owns or part-owns property may be accepted as a tenant on the conditions that: > > (a) the property is placed on the market for sale within three (3) months of the commencement of the tenancy; and > > (b) the tenant ceases to own or part-own the property within twelve (12) months of the commencement of the tenancy.

It is further proposed that the "Tenants are required to" section include new obligations:

> Provide Council with evidence that any owned or part-owned property has been placed on the market within three (3) months of the commencement of tenancy, and evidence of divestment within twelve (12) months of the commencement of tenancy. Notify Council immediately if the tenant acquires ownership or part-ownership of any property in Australia or overseas during the tenancy. Failure to comply may result in the tenant ceasing to be eligible and the tenancy not being renewed.

The rationale is twofold. First, the provision preserves the policy intent that Council's limited stock of subsidised aged housing is directed to residents with a genuine, sustained housing need - tenancy cannot be used to hold housing while indefinitely retaining a private property asset. Secondly, it removes an unintended harshness in the current absolute bar: an aged resident with an immediate need to enter supported-style accommodation (for example, on loss of a spouse or declining capacity to remain in the family home) is not excluded merely because the sale of their home has not yet settled. Sale proceeds, once received, are then captured by the liquid assets test.

Officers note one practical consideration for the Shire's property market: sale periods in Charleville and Augathella can be protracted, and a genuine, appropriately priced listing may not always achieve settlement within twelve months. The existing provision in COM-001 allowing the Housing Committee to seek Council approval for extraordinary management matters on a case-by-case basis provides the discretion needed to extend the divestment period where a tenant demonstrates a genuine and continuing sale effort, and for hardship circumstances such as domestic and family violence or marriage breakdown, consistent with the exceptions recognised in the state criteria.

Proposed Amendment 2 - Review of Liquid Assets Limits

The liquid assets limits of $116,375.00 (single) and $148,625.00 (couple) were adopted from the state Social Housing Eligibility Criteria. Officers recommend Council review these limits with a view to increasing them, for the following reasons:

- The state figures are calibrated for social housing allocation in a competitive metropolitan and regional context with long waiting lists. Murweh's aged housing operates in a thin local market where private aged-appropriate rental stock is scarce and units are at times advertised locally for want of waiting list applicants (as contemplated by criterion 8 of the policy).
- Local aged residents who exceed the current limits by a modest margin - for example following the sale of a family home or a superannuation payout - may have no realistic private alternative in Charleville or Augathella, yet remain excluded.
- As Council sets its own criteria, a higher limit tailored to local circumstances is lawfully open to Council.

Considerations that will inform the review include equity between applicants, occupancy levels and waiting list demand, rent settings, the interaction with the proposed property divestment provision (including treatment of sale proceeds), any constraints in original grant funding conditions, and alignment implications should the portfolio transfer to a registered community housing provider in future. Officers will report back with analysis and recommended figures.

Consultation

The proposed inclusions were considered by the Housing Committee at its meeting held in the week commencing 3 August 2026, at which the Committee resolved to recommend them to Council for adoption. Internal consultation has also been undertaken with the Director for Community, Community Services and Community Infrastructure and the Director of Corporate Services (Responsible Officer for Policy COM-001), and the administration officer responsible for the housing portfolio has been consulted regarding current occupancy, waiting list status and the practical administration of the eligibility criteria. No external consultation has been undertaken; the proposed amendments affect future applicants and do not alter the terms of any existing tenancy.

Financial Risks

There is no direct cost associated with adopting the proposed amendments. The divestment provision may modestly broaden the pool of eligible applicants by admitting property owners on divestment conditions, as may an increased liquid assets limit; sale proceeds will subsequently be assessed against the liquid assets test. Rent is set by Council through its fees and charges and is unaffected by the amendments. Should the review of liquid assets limits proceed, any revenue implications will be identified in the subsequent report. No budget allocation is required.

Legal Risks

Council sets the eligibility criteria for its own housing by resolution and may lawfully amend them. Key legal considerations are:

- Original grant funding conditions attached to the units (particularly Delta Court) must be reviewed to confirm they do not mandate particular eligibility settings; this review is already required as part of the broader portfolio due diligence.
- Amendments apply prospectively to new applicants and tenancy renewals. Existing tenancies remain governed by the Residential Tenancies and Rooming Accommodation Act 2008 and cannot be altered unilaterally.
- Eligibility decisions must be made fairly and transparently and be compatible with the Human Rights Act 2019. Enforcement of the divestment conditions (non-renewal or termination of a tenancy for non-compliance) must be affected in accordance with the Residential Tenancies and Rooming Accommodation Act 2008; the conditions should be reflected in the tenancy documentation at commencement. Retaining the Housing Committee's case-by-case discretion for extraordinary circumstances mitigates the risk of the provision operating harshly where a genuine sale effort has not completed within twelve months.

Environmental Risks

No environmental risks are identified. The amendments relate solely to tenancy eligibility administration.

Social Risks

The amendments are designed to improve the fairness of allocation of a scarce community asset. A modest social risk exists that requiring a tenant's home to be marketed within three months and divested within twelve months could cause distress where a sale is slow in a thin regional market; the Housing Committee discretion to extend timeframes addresses this. Raising the liquid assets limit carries a low risk of perception that Council housing is being made available to residents of greater means; the subsequent report will address the appropriate balance. Clear communication of the amended criteria to applicants and on the waiting list application form will be required.

REFERENCES

- Local Government Act 2009 (Qld)
- Housing Act 2003 (Qld)
- Housing Regulation 2015 (Qld), section 14(2)(a)
- Residential Tenancies and Rooming Accommodation Act 2008 (Qld)
- Human Rights Act 2019 (Qld)
- Council Housing Policy - Aged (COM-001), Version 2, adopted 20 January 2026 (Resolution 023/26)
- Social Housing Eligibility Criteria (May 2025), Queensland Department of Housing and Public Works
-

LINK TO CORPORATE PLAN

1.1.1 Council has in place strategic decision-making frameworks to identify, prioritise, and meet current and future needs .

3.1.1 Health and wellbeing services meet community needs and expectations

4.1.1 Encourage and facilitate targeted population retention and growth, underpinned by liveability and employment opportunities.

ATTACHMENTS

1. **Age Unit Housing Policy ⇩**
2. **Socil Housing Eligibility Criteria ⇩**

Council Housing Policy - Aged

Policy No:	COM-001
Council Resolution Ref:	023/26
Date Adopted:	20 January 2026
Review Date:	20 January 2029
Version No:	2
Responsible Officer:	Director Corporate Services

Purpose

Purpose of this policy is to:

1. Provide safe and secure housing to those residents that qualify and are accepted as tenants.
2. The tenants are surrounded by people who have similar interest and life skills.
3. Maintain the quality of life and enhance the wellbeing of all tenants.
4. The Housing Committee may seek Council approval for extraordinary management matters outside this policy on a case-by-case basis.

Commencement of Policy

This Policy will commence on adoption. It replaces all other specific Housing for the Aged policies of Council (whether written or not).

Application

This Policy is applicable to all Council owned Housing for the Aged.

Eligibility

1. An aged pensioner with a Centrelink aged pensioner card.
2. Capable of living independently.
3. Australian citizenship.
4. Must not own or part-own property in Australia or overseas.
5. Liquid assets limit – Single person $116,375.00 – Couple $148,625.00.
6. Vacancies will be filled from the waiting list with the applicant who has been on the list for the longest period of time receiving first preference and will be appointed by a Council committee.
7. To be placed on the waiting list a Council application form must be filled in and returned to Council.
8. If there is no-one on the waiting list, the unit is to be advertised locally.

Audit and Review

This policy shall be reviewed every ***three years*** or as required due to changes to in legislation.

Maintenance

1. Housing inspections will be carried out on a minimum six monthly basis by Council staff.
2. Maintenance will be carried out as soon as possible.
3. Maintenance items will be prioritised in line with the annual budget.

Council Housing Policy - Aged

4. Upgrade will be prioritised in line with the annual budget and at the discretion of the Council committee.

Council owned aged pension units – map attached

1. Unit 1, 10 Delta Court, Charleville – 1 bedroom unit
2. Unit 2, 10 Delta Court, Charleville – 1 bedroom unit
3. Unit 3, 10 Delta Court, Charleville – 1 bedroom unit
4. Unit 4, 10 Delta Court, Charleville – 1 bedroom unit
5. Unit 5, 10 Delta Court, Charleville – 2-bedroom unit
6. Unit 6, 10 Delta Court, Charleville – 2-bedroom unit – Fully Disabled access

7. Unit 1, 29 Alfred Street, Charleville – 1 bedroom unit
8. Unit 2, 29 Alfred Street, Charleville – 1 bedroom unit
9. Unit 3, 29 Alfred Street, Charleville – 1 bedroom unit
10. Unit 1, 208 Alfred Street, Charleville – 1 bedroom unit
11. Unit 2, 208 Alfred Street, Charleville – 1 bedroom unit

12. Unit 1, 10 Wildie Street, Charleville – 1 bedroom unit
13. Unit 2, 10 Wildie Street, Charleville – 1 bedroom unit

14. Unit 1, Forest Street, Augathella – 1 bedroom unit
15. Unit 2, Forest Street, Augathella – 1 bedroom unit
16. Unit 3, Forest Street, Augathella – 1 bedroom unit
17. Unit 4, Forest Street, Augathella – 1 bedroom unit

18. Unit 1, Cavanagh Street, Augathella – 2-bedroom unit
19. Unit 2, Cavanagh Street, Augathella – 2-bedroom unit
20. Unit 3, Cavanagh Street, Augathella – 2-bedroom unit
21. Unit 4, Cavanagh Street, Augathella – 2-bedroom unit

22. Unit 1, Main Street, Augathella – 2-bedroom unit – Fully disabled access
23. Unit 2, Main Street, Augathella – 2-bedroom unit

Rent

1. Rent is set by Council and reflected in Council's fees and charges.

Tenants are required to:

1. Sign a Residential Tenancy Agreement at the commencement of the rental arrangement.
2. Sign and lodge a bond form and pay bond of four weeks rent which is lodged by the Council with the Residential Tenancy Authority.
3. Pay two weeks rent in advance, then fortnightly thereafter. Payment method preferred is via Centrelink.
4. Be responsible for utilities e.g. electricity and telephone.
5. Is obliged to abide by the terms and conditions of the agreement as agreed by both parties.
6. When vacating the premises be responsible for cleaning the residence which will be inspected by Council.

Council Housing Policy - Aged

Animals

1. Application in writing, approval is at the discretion of the committee.

Version Control

Version No.	Date	Approved	Amendment
1.0			Council Resolution
2.0	20/01/2026	Council	Updated

Approval

Chief Executive Officer			
Date:	20/01/2026	Signature:	Bruce Scott

Social Housing Eligibility Criteria

For social housing delivered by registered Community Housing Providers



Department of Housing and Public Works
Social Housing Eligibility Criteria – May 2025

Queensland Government

1 Social Housing

Social housing is available to provide housing stability to vulnerable people who are not able to access and sustain housing in the private market.

Registered Community Housing Providers funded under the *Housing Act 2003* to deliver a social housing service (community housing) must implement the Social Housing Eligibility Criteria as required under section 14(2)(a) of the *Housing Regulation 2015*.

Applicants must meet all the eligibility criteria to receive public housing and community housing.

1.1 Australian citizenship or permanent residency

The applicant (the person/s signing the application and who would become the legal tenant) needs to either:

- be an Australian citizen
- be a permanent resident of Australia
- have a Permanent Protection Visa or a Resolution of Status Visa
- have a Safe Haven Enterprise Visa
- have a Bridging Visa and have applied for a Protection Visa or a Resolution of Status Visa
- be on a Temporary Protection Visa.

If the applicant has applied for permanent residency, a Permanent Protection Visa or a Resolution of Status Visa, they may apply for social housing assistance. However, they will not be offered public or community housing until their residency is resolved.

1.2 Queensland residency

The applicant (the person/s signing the application and who would become the legal tenant) must live in Queensland.

An exception may be made if the applicant lives in a border area or is applying from another Australian state or territory, if they can prove a definite need to move to Queensland.

1.3 Property ownership

The applicant and all people listed on the application must not own, or part-own, property in Australia or overseas, including:

- a residential home (e.g. house, flat, unit or townhouse)
- a manufactured or transportable home
- vacant land including rural property
- land on which a mobile home, cabin, caravan, donga or live-aboard boat has been placed for use as a residence
- improved or unimproved commercial or industrial property
- property held in a trust.

Some exceptions may apply, such as:

- in the case of domestic and family and/or sexual violence, marriage breakdown or extreme hardship
- when the vacant land is in a natural disaster area.

1.4 Assets

When added together, the liquid assets owned by the applicant/s and all people listed on the application, must not equal more than these limits:

- single-person household: $116,375
- household with two or more people: $148,625.

Liquid assets include but are not limited to:

- money
- shares, fixed investments and managed funds
- property trusts
- superannuation payouts (if the person has reached the preservation age)
- the value of caravans, mobile homes and live-aboard boats.

Some assets are not included, such as vehicles, home contents and collectibles.

1.5 Independent income

At least one applicant, who will sign the tenancy agreement, must receive an independent income.

To be eligible:

- the independent income must be more than $325.28 every week
- the applicant must have received this income for at least four weeks before applying for public and community housing
- the income must be considered 'assessable income' (as some income isn't assessed).

Any household member who has no income, a very low income or cannot identify or verify their income, will be assessed as having the income of their equivalent Centrelink payment (i.e. the payment that would match their circumstances even if they do not qualify for that payment).

The equivalent Centrelink payment is based on:

- age
- relationship status
- whether they live at, or away from home
- whether they have children.

If the applicant holds a Temporary Protection Visa, or is in a correctional facility, and does not yet have an independent income, they can apply for public housing and community housing. If the applicant is eligible, they will be added to the housing register but will not be offered housing until they receive an independent income.

1.6 Household income

Applicants will need to show evidence of the total income for all people in their household before any deductions such as tax and superannuation are taken out (i.e. gross income).

The department does not include some income types when assessing a household's income, such as certain Centrelink payments.

To be eligible for public and community housing, a household's total gross weekly assessable income must be less than the income limits, based on the number of people in their household. See the table below:

Household members	Household weekly gross Income limit (must be this amount or less)
Single person, no children	$609
Single person with one child	$755
Single person with two children	$877

Sign person with three or more children	$999
Two single people	$755
Two single people and one child	$877
Two single people with two children	$999
Three single people	$877
Three single people and one child	$999
Four single people	$999
Five single people	$1,121
Couple with no children	$755
Couple with one child	$877
Couple and one single person	$877
Couple with two children	$999
Couple with three or more children	$1,121
Couple with one single person and two or more children	$1,121
Couple with two children and one single person	$1,121
Two couples with one or more children	$1,121
Other households with five or more people including at least two adults	$1,121

1.7 Wellbeing

Applicants must have a need to move because their current housing does not meet their household's needs and have multiple and complex factors that mean they are unable to independently access and sustain stable housing.

The assessment considers:

- why the applicant needs to move from their current housing
- the number and type of wellbeing needs the applicant and their household members have
- how complex and serious these needs are.

To be eligible, an applicant must have:

- one reason to need to move
- two complex non-financial wellbeing indicators
- one financial wellbeing indicator.
  Need to move reasons include but are not limited to:
  - being homeless or at risk of homelessness or experiencing domestic and family violence
  - unsuitable location of current housing
  - physical amenity of current housing does not meet household needs
  - rent in current housing is unaffordable.

Complex wellbeing factors include:

- being long term unemployed or experiencing periods of unemployment, being unable to work, or being employed and earning within the income eligibility limits for the household
- have a long term serious medical issue or disability
- currently experiencing homelessness or have a history of being homeless on at least one other occasion within the last three years.
- have had a tenancy that ended due to being evicted two or more times in the last three years
- have had multiple unsuccessful private rental applications
- there is no supply of appropriate housing in the private rental market.

1.8 Ongoing Eligibility Criteria

Tenants should continue to meet the ongoing eligibility criteria which include:

- household income – no more than $80,000 in gross assessable income for tenant(s) and their spouse
- property ownership (as per section 1.3), and
- household need and match to property.

1.9 Exemptions

Applicants for some affordable housing, as designated by the Chief Executive and included in agreements with the State, are exempt from some of the Social Housing Eligibility Criteria. These exemptions are in place to achieve a mix of tenancies within a development, provide housing to customers with a connection to a local community and/or provide housing for priority cohorts, including customers experiencing domestic and family and/or sexual violence, marriage breakdown or extreme hardship.

These exemptions include:

- liquid assets 25% of non-homeowner liquid asset limit for the full pension, as per the National Rental Affordability Scheme (NRAS)
- household income—equivalent to the NRAS initial threshold
- housing need—must be in housing need and unable to secure and/or sustain housing in the private market.

The household's combined gross income must be less than the following annual gross household incomes (NRAS), unless designated in an agreement with the State. These income limits are updated annually on 1 May by the Australian Government.

Ongoing eligibility criteria for these arrangements are as per the agreement with the State.

The annual gross household income	
Initial NRAS income per annum as at 1 May 2025	**Household type**
$62,794	One adult
$86,818	Two adults
$110,842	Three adults
$86,878	Sole parent with one child
$107,710	Sole parent with two children
$128,542	Sole parent with three children
$107,650	Couple with one child
$128,482	Couple with two children
$149,314	Couple with three children

Use the following to calculate the income eligibility for different household types

Income per annum	Household type
$62,794	First single adult
$24,024	Each additional adult
$20,832	Each child
$66,046	First sole parent
$62,794	Independent minor

2 Responsibilities

All funded providers must operate within these requirements and relevant government legislation, regulations, directives, information standards and/or policies at the time of publication.

When implementing the Social Housing Eligibility Criteria, the provider must make decisions fairly and transparently, using principles compatible with human rights, as described in the *Human Rights Act 2019*.

3 References

Legislation and regulations

- *Housing Act 2003*
- *Housing Regulation 2015*
- *Human Rights Act 2019*
- *Public Records Act 2002*
- *Residential Tenancies and Rooming Accommodation Act 2008*
- *Residential Tenancies and Rooming Accommodation Regulation 2009*

4 Contacts

Providers who are unsure about the applicability of this policy to their assistance agreement should contact the Department of Housing and Public Works via their contract managers.

Brisbane Region
- Phone: (07) 3007 4386
- Email: HHSBRORD@housing.qld.gov.au

South/West Region
- Phone: (07) 3437 6044
- Email: HHSSWRORD@housing.qld.gov.au

Central Queensland/North Coast Region
- Phone: (07) 4848 7060
- Email: HHS-SD-CQNCR-ORD@housing.qld.gov.au

North Queensland Region
- Phone: (07) 4724 8578
- Email: HHS-NR-ORD@housing.qld.gov.au

First Nation Housing and Homelessness—Cairns
- Phone: (07) 4036 5570
- Email: FNHHDirectorDelivery@housing.qld.gov.au

Version Control

Date	Comments
August 2021	New CHDE template published
December 2024	Refreshed on new HPW template, amended for consistency with website ‘check your eligibility’ and updates to the exemption limits in line with NRAS as at 1 May
May 2025	Updated NRAS income limits

14.9 DEACCESSION AND DISPOSAL OF LP2 (BREN GUN) CARRIER - WWII SECRET BASE COLLECTION

Author: **Director Community, Community Services, and Community Infrastructure**

Authoriser: **Chief Executive Officer**

RECOMMENDATION

That Council:

1. Approve the deaccession of the LP2 (Bren Gun) Carrier from the WWII Secret Base collection.
2. Resolve, pursuant to section 236 of the Local Government Regulation 2012, that the exception for disposal of an asset for consideration other than money may apply, and approve the disposal of the LP2 Carrier to Mr Alexander Nott in exchange for the donation of a collection of historically relevant items to the WWII Secret Base.
3. Note that all removal and relocation costs will be the responsibility of the requester, Mr Alexander Nott, at no cost to Council.
4. Note that Council will hold first right of refusal, at fair market value, should Mr Nott ever elect to sell the restored vehicle.
5. Authorise the Chief Executive Officer to finalise a written transfer agreement recording the conditions above.

BACKGROUND

The LP2 Carrier (commonly referred to as a Bren Gun Carrier) is an Australian-built WWII-era tracked vehicle currently displayed outside the WWII Secret Base Museum, Qantas Drive, Charleville.

It is understood that Council purchased the vehicle in approximately 2020 from the former Meadowbank Museum, near Roma. The reason for the purchase is not recorded, and it is noted that a similar vehicle in operational condition had reportedly been offered for display by a local resident at around the same time. Following acquisition, the vehicle was stored outdoors at the Airport Depot before being relocated to its current position outside the WWII Secret Base approximately four years ago.

The Director of Community, Community Services & Community Infrastructure has undertaken searches of Council files and records and **has not been able to locate any documentation relating to the acquisition of this exhibit piece**, including the purchase price, provenance records, or any accessioning documentation for the WWII Secret Base collection.

Council has now received a written proposal from Mr Alexander Nott (Attachment A) seeking the deaccession of the vehicle to him for private restoration, on the conditions summarised in this report.

PURPOSE

The purpose of this report is to seek Council approval to deaccession the LP2 Carrier from the WWII Secret Base collection and dispose of it by transfer to Mr Alexander Nott, with all removal and relocation costs to be met by the requester.

DISCUSSION

Condition and Suitability of the Vehicle

The LP2 Carrier is in extremely poor condition. At some point prior to Council's acquisition, most of its upper hull and many other components were removed to convert it for use as a farm vehicle.

Having remained outdoors for close to a decade, the vehicle is developing significant corrosion and rust damage, is not operational, and has had parts stolen from it. It continues to deteriorate at a steady pace.

In its current state the vehicle:

- detracts from the visitor presentation of the WWII Secret Base and has no interpretive signage;
- has limited relevance to the museum's interpretive themes in its converted, incomplete form;
- has little financial value; and
- presents a safety hazard due to its exposed structure — staff have observed children climbing in and out of the vehicle on several occasions.

Restoration of the vehicle to its original configuration would require specialist engineering and restoration expertise at a cost that is not considered viable for Council.

The Proposal

Mr Nott has a strong personal interest and background in military vehicles and access to a network of engineers, restoration firms, and vehicle collectors. His proposal (Attachment A) is that:

- Council deaccession the LP2 Carrier to him;
- in appreciation, he will donate a collection of historically relevant items to the WWII Secret Base (a detailed breakdown is available on request);
- he will restore the vehicle to its original condition at his own expense, with the intention of making it available for display at the WWII Secret Base and as a parade vehicle during the annual ANZAC Day parade; and
- Council will hold first right of refusal at fair market value if he ever elects to sell the vehicle.

All removal and relocation costs will be the responsibility of Mr Nott.

Governance Considerations

Given the vehicle's low value in its current condition, it may fall below the prescribed threshold for a "valuable non-current asset" under the *Local Government Regulation 2012*. However, in the absence of acquisition documentation or a formal valuation, it is considered prudent for Council to resolve that the section 236 exception applies, on the basis that the consideration for the disposal is other than money (the donation of historically relevant items) and the disposal is otherwise consistent with sound contracting principles. This provides a transparent, resolution-based record of the disposal.

It is noted for transparency that Mr Nott is engaged at the WWII Secret Base. This report ensures the matter is determined openly by Council resolution, with the proposal and its conditions fully disclosed, rather than administratively.

Consultation

Internal consultation has been undertaken with the Tourism Manager and the Director of Community, Community Services & Community Infrastructure, both of whom support the proposal. Mr Alexander Nott, WWII Secret Base, is the proponent and has provided the written proposal at Attachment A.

Financial Risks

There is no cost to Council under this proposal. All removal and relocation costs are the responsibility of Mr Nott. The vehicle has little financial value in its current condition, and its original purchase price cannot be confirmed as no acquisition documentation has been located. Council receives in-kind consideration through the donation of historically relevant items to the WWII Secret Base, and retains first right of refusal at fair market value on any future sale. If the vehicle is recorded on Council's asset register, it should be written off following disposal. The financial risk to Council is assessed as low.

Legal Risks

Disposal will be undertaken in accordance with the *Local Government Act 2009* and the *Local Government Regulation 2012*, with Council resolving that the section 236 exception (consideration other than money) applies. A written transfer agreement will record the conditions of disposal, including responsibility for removal costs, the donation of items, and Council's first right of refusal. Transfer of the vehicle removes Council's ongoing public liability exposure associated with an unsecured, deteriorating exhibit. The legal risk is assessed as low, provided the transfer agreement is executed prior to removal.

Environmental Risks

No significant environmental risks are identified. Removal of a corroding vehicle from open display eliminates any residual risk of contaminants (fuels, oils, degraded materials) entering the surrounding environment over time. Removal and transport will be at Mr Nott's expense and responsibility.

Social Risks

The vehicle is currently an eyesore for visitors and a safety hazard, particularly to children observed climbing on it. Its removal addresses both issues. There is a low risk of community perception that Council is disposing of a heritage item; this is mitigated by the vehicle's poor and heavily modified condition, the absence of any acquisition or provenance documentation, the donation of historically relevant items to the collection in exchange, and the proponent's stated intention to restore the vehicle and make it available for display at the WWII Secret Base and in the annual ANZAC Day parade. The transparent, resolution-based disposal process further mitigates any perception risk arising from the proponent's association with the facility.

REFERENCES

- Local Government Act 2009 (Qld)

LOCAL GOVERNMENT REGULATION 2012 (QLD), CHAPTER 6 – CONTRACTING, SECTION 236 (EXCEPTIONS FOR VALUABLE NON-CURRENT ASSET CONTRACTS)

LINK TO CORPORATE PLAN

1.1.1 Council has in place strategic decision-making frameworks to identify, prioritise, and meet current and future needs .

3.2.1 Safety and protection strategies meet community needs and expectations

4.2.1 Facilitate certainty and security, underpinned by industry diversity, resilience, and capability.

ATTACHMENTS

1. **Alex Nott - Email correspondence** ⇩
2. **LP2 (Bren Gun) Carrier - images** ⇩

10,08/2026

Good Afternoon Tony, thank you very much for your time today.

Further on from our conversation, I have written up the following notes and details regarding the LP2 (Bren Gun) currier that is currently sitting outside the WWII Secret Base Museum. Thank you again for your consideration of my proposal.

In roughly 2020, it is believed council (John Nicholson) purchased this vehicle from what was the Meadowbank Museum, outside Roma. It is unknown why council purchased it, as a similar vehicle in operational condition (that had not been converted to operate as a farming vehicle) had been offered for display by a local resident. It was stored outside at the Airport Depot until roughly 4 years ago when it was moved to its current location.

The LP2 Carrier is currently in extremely poor condition, at some point having most of its upper hull and many other parts removed to convert it for farming use. Having remained outside close to a decade at this point, it is developing significant amounts of corrosion and rust damage. It is no longer operational, and parts have been stolen from it. It is an eyesore to visitors, and it is continuing to deteriorate at a steady pace. In addition to this, the exposed nature of the vehicle lends itself to be a safety hazard, particularly as we have caught several children climbing in and out of the vehicle. As it stands, it has very relevance to the museum, no signage, little financial value, and something needs to be done with it.

I personally have a very strong interest and background in military vehicles, and have a very good network of engineers, restoration firms, and vehicle collectors that would be very useful to undertake a restoration. However, the cost of such a restoration would simply rule it unviable for council.

My proposal is as follows:

The WWII Secret Base (with the approval of Council) would deaccession the LP2 carrier (Bren Gun Carrier) to myself. In appreciation of this, I will donate a collection of historically relevant items to the WWII secret base (detailed breakdown of these items is available on request).

I would then, at my own expense, restore the LP2 to its original condition, with the intention of making it available for display, both inside the WWII Secret Base, and as a parade vehicle during the annual ANZAC day parade. Council would have first right of refusal if/when I ever decide to sell the LP2 at a fair market value.

I appreciate you putting this forward in the council report and hope one day we can see the carrier running once again.

Kindest Regards,

Alexander Nott | WWII Secret Base

Mobile: 0434 990 948 | **Phone:** (07) 4656 8325
Email: Alex_Nott@Murweh.qld.gov.au
Qantas drive, Charleville QLD 4470

www.experiencecharleville.com.au

LP2 Carrier





14.10 WARREGO HIGHWAY WOOL SCOUR HERITAGE AREA - ENDORSEMENT OF CONCEPT DESIGNS AND FUTURE CONCEPT DEVELOPMENT PROCESS

Author: **Director Community, Community Services, and Community Infrastructure**

Authoriser: **Chief Executive Officer**

RECOMMENDATION

That Council:

1. Endorse, in principle and for concept purposes only, the concept designs for the Warrego Highway Wool Scour Heritage Area as presented in Attachments A and B, noting that endorsement does not commit Council to any funding, procurement, detailed design, or construction activity.
2. Note that any future concepts and concept designs for the Warrego Highway Wool Scour Heritage Area will be presented to Council for consideration prior to progression, and that subsequent considerations triggered by such projects — including rail corridor clearances, heritage content approvals, accessibility requirements, and whole-of-life maintenance implications — will be addressed through separate reports to Council.
3. Acknowledge the contribution of Mr Jason Sullivan and the Chief Executive Officer in preparing the concept material for community consideration.

BACKGROUND

The historic Wool Scour site on the Warrego Highway (Morven Road), Charleville, marks the location of early wool scouring operations that played a significant role in the development of Charleville and the surrounding grazing industry.

At the Ordinary Council Meeting of 16 October 2024, Council resolved (Resolution 241/24, Mayoral Minute) that, due to the likely loss of Charleville's last remaining palm tree at the historic Wool Scour site, Council would procure two established palm trees for planting at the site, invite Charleville schools to be involved in placing a time capsule to mark the occasion, and consult the Charleville community on the possible preservation of the remains of the last palm tree for its historic value.

Since that resolution, community and organisational interest in the site has continued to develop. Two concept documents have now been prepared for Council's consideration:

- A concept plan for a Warrego Highway Wool Scour Heritage Area, provided by Mr Jason Sullivan via social media, presenting an interpretive precinct incorporating information boards, a pedestrian pathway, seating and picnic areas, a palm tree memorial structure, and off-highway car parking adjacent to the operational Westlander rail line (Attachment A).
- A revised site plan (Version 2) prepared by the Chief Executive Officer, Mr Bruce Scott, dated 23 July 2026, incorporating four changes to the concept layout: a new information board recognising the old Charleville Meatworks; relocation of the display area to sit alongside the other interpretive features; relocation of car parking to sit immediately adjacent to the display area for direct pedestrian access; and the planting of two tall, living Alexandra palm trees to the left of the sculptural palm memorial structure (Attachment B).

Both documents are indicative concept material only. They are not to scale and are expressly subject to detailed design and survey.

PURPOSE

The purpose of this report is to seek Council's in-principle endorsement — endorsement only, with no financial or delivery commitment — of the concept designs for the Warrego Highway Wool Scour

Heritage Area, and of the process by which future concepts, concept designs, and the subsequent considerations triggered by such projects will be brought back to Council.

DISCUSSION

Endorsement of the concept material at this stage serves three functions. First, it provides a clear Council position from which officers can respond to community interest in the site, which has been expressed publicly including through social media. Second, it establishes an agreed reference layout against which future design work, funding applications, or staged delivery proposals can be assessed. Third, it confirms the governance pathway: concept endorsement now, with all substantive commitments returning to Council through separate, fully costed reports.

The concept material itself identifies a number of considerations that would be triggered if any element of the project proceeds to detailed design. These include:

- Confirmation of car park clearances and sightlines against the Westlander rail corridor's operational buffer, noting the rail line remains operational.
- An irrigation allowance and ongoing maintenance regime for the living Alexandra palms, which is distinct from the surrounding drought-tolerant planting and would need to be factored into parks and gardens operational budgets.
- Definition of the intended function of the display area (static exhibits, seating, additional signage) so that pathway widths and shade or shelter needs can be confirmed.
- Review of pedestrian pathway connections between the relocated car park, display area, and information boards to achieve accessible, step-free access.
- Heritage research sign-off on the content and imagery for the proposed Charleville Meatworks information board prior to any fabrication.

None of these matters requires resolution at this time. Each would be addressed in subsequent reports to Council should the project progress beyond concept stage.

Consultation

Internal consultation has been undertaken with the Chief Executive Officer, who prepared the revised site plan (Version 2). The originating concept was contributed by Mr Jason Sullivan, a community member, via social media. Consistent with Resolution 241/24, further community consultation regarding the site — including the preservation of the remains of the last palm tree — remains part of Council's established position and would accompany any progression of the concept. Consultation with Queensland Rail regarding the adjacent Westlander rail corridor would be required at detailed design stage.

Financial Risks

Nil at this stage. The recommendation is expressly limited to in-principle endorsement of concept material and creates no financial commitment. Any future stage — detailed design, survey, fabrication, construction, or establishment and maintenance of living palms — would be the subject of a separate report to Council identifying costs and funding sources, including any grant opportunities. Council should note that endorsement of a concept can create community expectation of delivery; this is managed by the express "endorsement only" framing of the recommendation.

Legal Risks

Low. The site adjoins the operational Westlander rail corridor, and any works near the corridor would require compliance with applicable development requirements under the *Planning Regulation 2017* and engagement with the rail infrastructure manager. Should any element of the site hold or attain heritage status, obligations under the *Queensland Heritage Act 1992* may apply, including in relation to local heritage registers. No legal commitments arise from the endorsement itself. Council's decision-making on this matter is consistent with the local government principles under the *Local Government Act 2009*, including transparent and effective processes and sustainable management of assets and infrastructure.

Environmental Risks

Low. The concept retains landscaping with native and drought-tolerant planting. The two proposed living Alexandra palms would require an irrigation allowance and a maintenance regime distinct from the surrounding planting; this is an operational consideration for detailed design rather than a risk arising from endorsement. Any ground disturbance near the rail corridor would need to avoid destabilising the corridor or adjacent land.

Social Risks

Low, and predominantly positive. The concept responds directly to demonstrated community attachment to the site, including the palm tree recognised through Resolution 241/24 as a cherished local landmark. Recognition of the old Charleville Meatworks broadens the heritage story to another significant local industry. The principal social risk is expectation management: community members, including the concept contributor, may interpret endorsement as a commitment to build. Officer communications will make clear that endorsement is of the concept only, with delivery subject to future Council decisions and funding.

REFERENCES

- Local Government Act 2009 (Qld)
- Queensland Heritage Act 1992 (Qld)
- Planning Regulation 2017 (Qld)
- Murweh Shire Council Resolution 241/24 — Charleville Historic Site Palm Tree (Ordinary Council Meeting, 16 October 2024)

LINK TO CORPORATE PLAN

1.1.1 Council has in place strategic decision-making frameworks to identify, prioritise, and meet current and future needs .

1.2.1 Council has in place effective whole of community communication and engagement strategies

2.2.2 Town reserves and public lands are well maintained for community access and recreational use.

ATTACHMENTS

1. Project Plan concept - Mr Jason Sullivan ⇩
2. Warrego Hwy Wool Scour Site Plan - Mr Bruce Scott, Chief Executive Officer ⇩

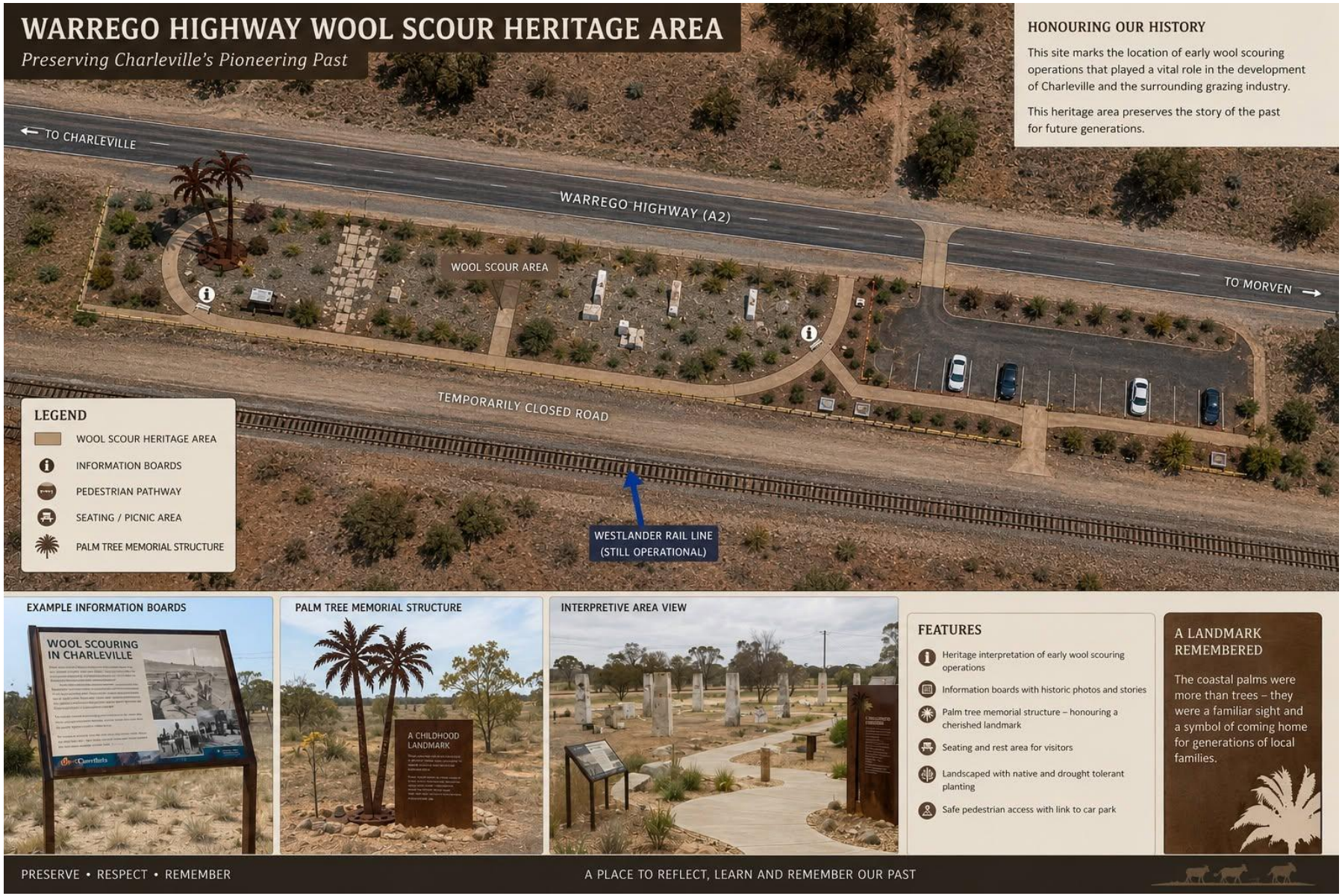
WARREGO HIGHWAY WOOL SCOUR HERITAGE AREA
Preserving Charleville's Pioneering Past
HONOURING OUR HISTORY
This site marks the location of early wool scouring operations that played a vital role in the development of Charleville and the surrounding grazing industry.
This heritage area preserves the story of the past for future generations.
TO CHARLEVILLE
WARREGO HIGHWAY (A2)
WOOL SCOUR AREA
TO MORVEN
TEMPORARILY CLOSED ROAD
WESTLANDER RAIL LINE (STILL OPERATIONAL)
LEGEND
WOOL SCOUR HERITAGE AREA
INFORMATION BOARDS
PEDESTRIAN PATHWAY
SEATING / PICNIC AREA
PALM TREE MEMORIAL STRUCTURE
EXAMPLE INFORMATION BOARDS
WOOL SCOURING IN CHARLEVILLE
PALM TREE MEMORIAL STRUCTURE
A CHILDHOOD LANDMARK
INTERPRETIVE AREA VIEW
FEATURES
Heritage interpretation of early wool scouring operations
Information boards with historic photos and stories
Palm tree memorial structure – honouring a cherished landmark
Seating and rest area for visitors
Landscaped with native and drought tolerant planting
Safe pedestrian access with link to car park
A LANDMARK REMEMBERED
The coastal palms were more than trees – they were a familiar sight and a symbol of coming home for generations of local families.
PRESERVE • RESPECT • REMEMBER
A PLACE TO REFLECT, LEARN AND REMEMBER OUR PAST

WARREGO HIGHWAY WOOL SCOUR HERITAGE AREA

Revised site plan — Meatworks recognition, display area and car park reconfiguration

1. Purpose

This document sets out a revised concept site plan for the Warrego Highway Wool Scour Heritage Area, incorporating four changes to the existing approved layout:

- Recognition of the old Charleville Meatworks through a new dedicated information board.
- A new display area, relocated to the left-hand side of the heritage strip so it sits alongside the other interpretive features rather than at the rear of the site.
- Car parking relocated to sit immediately adjacent to the new display area, for direct pedestrian access.
- Two new tall, living Alexandra palm trees planted to the left of the existing sculptural palm memorial structure.

2. Revised concept plan

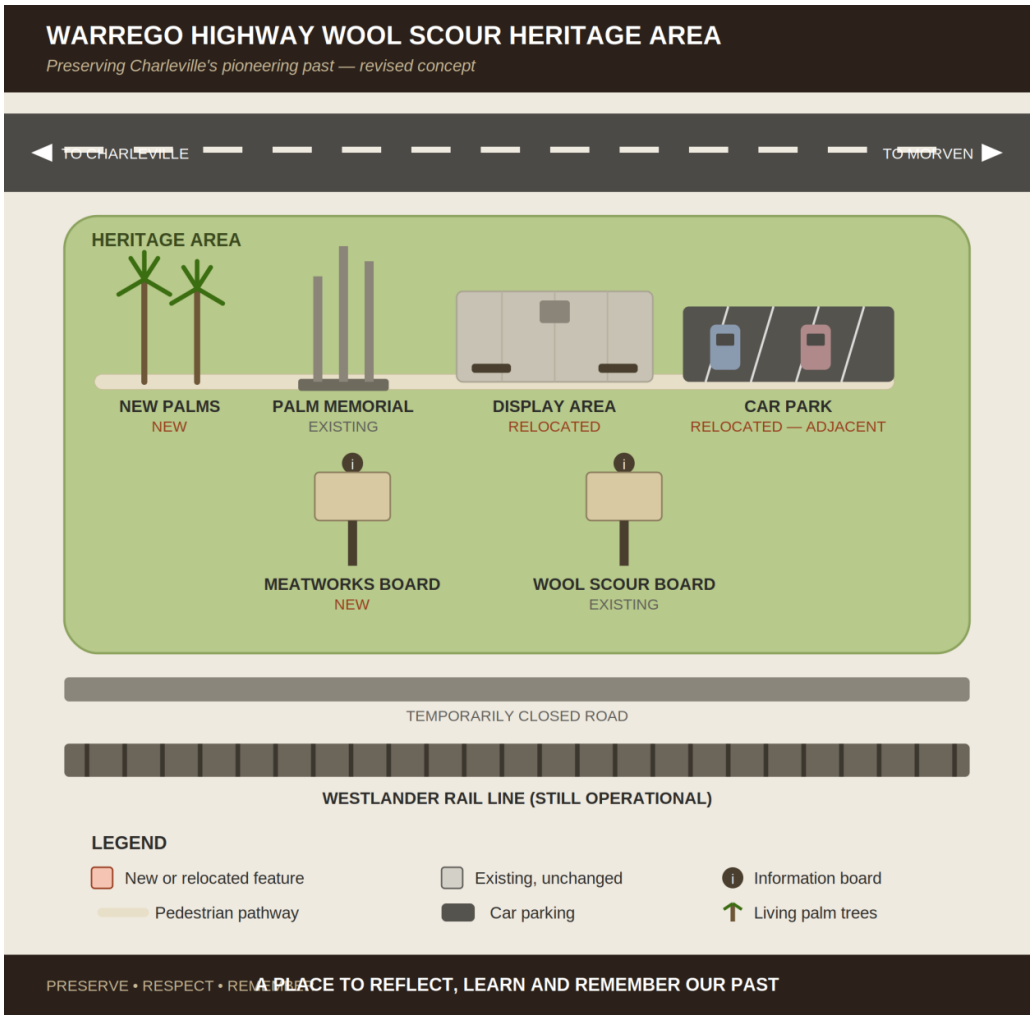

Figure 1 — Illustrated concept mockup, not to scale. Coral labels = new or relocated feature; grey labels = existing, unchanged.

3. Feature summary

Feature	Status	Description
New Alexandra palms	New	Two tall, living Alexandra palm trees planted to the left of the sculptural palm memorial, giving a living companion to the memorial planting.
Palm memorial	Existing	Sculptural palm structure honouring the childhood landmark, unchanged in position.
Display area	Relocated	New interpretive display area, moved to sit on the left side of the heritage strip alongside the palm and information board features, rather than at the rear of the site.
Car park	Relocated	Car parking moved to sit directly adjacent to the new display area, giving visitors short, direct pedestrian access.
Meatworks board	New	New information board recognising the old Charleville Meatworks and its role in the district's history.
Wool scour board	Existing	Existing information board on early wool scouring operations, unchanged.

4. Considerations for detailed design

- Confirm car park clearance and sightlines against the Westlander rail corridor's operational buffer at the new location.
- Alexandra palms will need an irrigation allowance and ongoing maintenance regime distinct from the surrounding drought-tolerant planting — factor into parks and gardens budgets.
- Define the intended function of the display area (static exhibits, seating, additional signage) so pathway widths and shade/shelter needs can be confirmed.
- Review pedestrian pathway connections between the relocated car park, display area, and existing information boards for accessible, step-free access.
- Content and imagery for the Meatworks board will need heritage research sign-off before fabrication.

Prepared as a concept plan for internal review. Indicative layout only — not to scale, subject to detailed design and survey.

14.11 LIFELINE DARLING DOWNS AND SOUTH WEST QUEENSLAND LTD - REQUEST FOR WAIVER OF CHARLEVILLE TOWN HALL HIRE FEE - COMMUNITY CHRISTMAS LUNCH 2026

Author: **Director Community, Community Services, and Community Infrastructure**

Authoriser: **Chief Executive Officer**

RECOMMENDATION

That Council:

1. Approve the request from Lifeline Darling Downs and South West Queensland Ltd and waive the venue hire fee for the Charleville Town Hall for the Community Christmas Lunch to be held on Christmas Day, Friday 25 December 2026.
2. Note that the waiver is provided as in-kind support, with the foregone revenue equivalent to the Charleville Town Hall hire fee under Council's adopted Register of Fees and Charges 2026-2027.
3. Authorise the Chief Executive Officer to advise Lifeline Darling Downs and South West Queensland Ltd of Council's decision, subject to the standard conditions of hire including that the venue is left in a clean and tidy condition.

BACKGROUND

Council has received written correspondence from Lifeline Darling Downs and South West Queensland Ltd (Lifeline) requesting that Council support its annual Community Christmas Lunch by waiving the venue hire fee for the Charleville Town Hall on Christmas Day, Friday 25 December 2026.

As in previous years, Lifeline is planning to host the Community Christmas Lunch as a free, welcoming, and inclusive Christmas Day celebration open to all members of the community, with a particular benefit for residents who may otherwise spend Christmas Day alone. Lifeline has advised that it intends to distribute Expression of Interest forms and promotional flyers as soon as possible so that promotion and preparation for the event can commence, and a timely decision from Council will assist this planning.

Council has an established history of supporting Lifeline and comparable community organisations through the waiver of facility hire fees, including:

- Waiver of Charleville Town Hall hire fees for two Lifeline Charleville events (Ordinary Meeting, 11 April 2013).
- Endorsement of the waiver of Charleville Town Hall hire fees for the Lifeline Darling Downs and South West Queensland Ltd Girls Empowerment Program (Ordinary Meeting, 12 April 2018).
- Waiver of the Augathella Hall hire fee for the Care Outreach 2025 Christmas for the Bush Bash (Resolution 296/25, Ordinary Meeting, 18 November 2025).

PURPOSE

The purpose of this report is to seek Council's approval of the request from Lifeline Darling Downs and South West Queensland Ltd for the waiver of the Charleville Town Hall venue hire fee for the 2026 Community Christmas Lunch.

DISCUSSION

The Community Christmas Lunch is a well-established community event that provides a free Christmas Day meal and companionship in a safe and inclusive setting. Events of this nature deliver

clear social value in a rural and remote community, supporting social connection and inclusion at a time of year when isolation and loneliness can be most acute, and aligning with Lifeline's broader mental health and community wellbeing mission.

The request is consistent with Council's long-standing practice of providing in-kind support to not-for-profit community organisations delivering events of demonstrable community benefit, as evidenced by the precedents outlined in the Background section. Approving the waiver enables Lifeline to direct its available funds toward catering and event delivery rather than venue costs, maximising the benefit to attendees.

Standard conditions of hire, including responsibility for cleaning, security of the facility, and compliance with any relevant food safety requirements for the catering of the event, will continue to apply to Lifeline as the hirer.

Consultation

External consultation comprised the written request received from Lifeline Darling Downs and South West Queensland Ltd (Youth Support Worker, Charleville office). Internal consultation was undertaken with the Director of Communities in the preparation of this report. Council records of previous resolutions relating to Lifeline and comparable community fee waivers were reviewed.

Financial Risks

The financial impact of the waiver is limited to the foregone hire fee revenue for the Charleville Town Hall for one day, as set out in Council's adopted Register of Fees and Charges 2026-2027. This is a minor, one-off impact that can be absorbed within existing operational budgets. There is a low precedent risk that other organisations may seek similar concessions; this is mitigated by Council assessing each request on its merits and by the applicant's not-for-profit status and the free, whole-of-community nature of the event.

Legal Risks

No material legal risks are identified. The waiver of fees for a community organisation is within Council's power under the *Local Government Act 2009* to conduct its operations in accordance with the local government principles, including democratic representation, social inclusion, and meaningful community engagement. Standard venue hire conditions, including insurance requirements for the hirer, will continue to apply and protect Council's interests.

Environmental Risks

No environmental risks are identified. The event is an established indoor community function at an existing Council facility, and waste generated will be managed under standard venue hire arrangements.

Social Risks

The social risk of not supporting the request is that a valued, inclusive Christmas Day event may be reduced in scale or not proceed, negatively affecting vulnerable and isolated community members and Council's reputation as a supporter of community initiatives. Approving the waiver carries negligible social risk and delivers a positive community wellbeing outcome.

REFERENCES

- Local Government Act 2009 (Qld)
- Local Government Regulation 2012 (Qld)
- Murweh Shire Council Register of Fees and Charges 2026-2027
- Correspondence from Lifeline Darling Downs and South West Queensland Ltd (Attachment A)

LINK TO CORPORATE PLAN

3.1.1 Health and wellbeing services meet community needs and expectations

1.2.1 Council has in place effective whole of community communication and engagement strategies

4.1.1 Encourage and facilitate targeted population retention and growth, underpinned by liveability and employment opportunities.

ATTACHMENTS

1. Lifeline request letter ⇩

Email Sent:

Good afternoon,

As in previous years, Lifeline is planning to host a Community Christmas Lunch at the Town Hall on Christmas Day.
We are writing to ask whether the Murweh Shire would consider supporting this event by waiving the venue hire fee. This support would help us continue providing a welcoming and inclusive Christmas Day celebration for members of our community.

Our team is hoping to distribute EOI forms and promotional flyers as soon as possible so we can begin promoting the event and preparing for the day.

Thank you for considering our request. We appreciate the Murweh Shire's ongoing support of community initiatives and look forward to hearing from you.

Danielle Rankin
Youth Support Worker
Lifeline Darling Downs and South West Queensland Ltd
65 Edward Street, Charleville Queensland 4470

P 1300 991 443 M 0438 453 601

14.12 COOLADDI HORSE AND MOTORBIKE GYMKHANA - WATER TRUCK HIRE FOR DUST SUPPRESSION - COOLADDI SPORT AND RECREATION ASSOCIATION INC

Author: **Director Community, Community Services, and Community Infrastructure**

Authoriser: **Chief Executive Officer**

RECOMMENDATION

RECOMMENDATION

That Council:

1. Approve payment of $1,760.00 (GST inclusive) to Charleville Haulage (Revtek Pty Ltd), in accordance with Quote No. 00000672 dated 11 August 2026, for eight hours of water truck hire for dust suppression at the Cooladdi Recreation Grounds for the Cooladdi Horse and Motorbike Gymkhana, in lieu of the watering of the grounds by Council's water truck approved under Resolution 001/26 through the Community Assistance Grants program.
2. Fund the expenditure from the Community Assistance Grants budget allocation.
3. Advise the Cooladdi Sport and Recreation Association Inc of Council's decision.

BACKGROUND

The Cooladdi Sport and Recreation Association Inc (the Association) applied for in-kind assistance through Council's Community Assistance Grants program for the Cooladdi Horse and Motorbike Gymkhana, as part of the Community Assistance Applications for the period 1 July to 31 December 2026.

The application was approved under Resolution 001/26 (Item 14.3, Ordinary Council Meeting, June 2026), by which Council delegated authority to the Chief Executive Officer to assess and approve Community Assistance Grants for assistance required from 1 July 2026 to 31 December 2026, and the Association's application for the Horse and Motorbike Gymkhana was approved. The Association was formally advised of the outcome by letter dated 22 June 2026. The approved in-kind assistance comprised:

- Use of the Cooladdi Recreation Grounds;
- Two portaloos;
- Maintenance to existing plumbing and electrical;
- Filling of two black water tanks; and
- Grading and watering of the grounds prior to the event.

Council's water truck was not available to undertake the watering of the grounds in the lead-up to the event, and this element of the approved in-kind assistance could not be delivered as intended. Watering of the grounds is undertaken for dust suppression, to reduce dust levels for the safety of competitors, horses, and spectators attending the event.

On 12 August 2026, correspondence was received from Mr William Treloar, President of the Association, addressed to the Director of Community, Community Services & Community Infrastructure, Cr Radnedge, and Cr Somerfield. The Association has approached Charleville Haulage (Revtek Pty Ltd), which has confirmed availability to undertake the work with its own truck and water tanker. The Association has provided Charleville Haulage's quote (Quote No. 00000672, dated 11 August 2026) for eight hours of water truck hire for dust suppression at the Cooladdi Recreation Grounds, at a total cost of $1,760.00 (GST inclusive). As Council had committed to this assistance under Resolution 001/26, the Association has requested that Council meet the cost of the contracted work.

Council has previously supported the Association's gymkhana, including through Resolution 226/25 (22 August 2025), which approved the use of two portable toilets for the 6 September 2025 gymkhana and waived the associated regulatory hire fees and charges.

PURPOSE

The purpose of this report is to seek Council's consideration and approval of the quotation from Charleville Haulage for water truck hire for dust suppression at the Cooladdi Recreation Grounds, as an alternative means of delivering the watering of the grounds approved under Resolution 001/26 through the Community Assistance Grants program.

DISCUSSION

The in-kind assistance approved under Resolution 001/26 included the grading and watering of the Cooladdi Recreation Grounds prior to the event, which relies on the availability of Council's water truck. As the water truck is not available, Council has two practical options: decline to deliver this element of the committed assistance, or meet the cost of an equivalent service delivered by a private contractor. The remaining elements of the approved in-kind assistance are unaffected.

The quotation from Charleville Haulage (Revtek Pty Ltd) is for eight hours of water truck hire for dust suppression at the Cooladdi Recreation Grounds, at a cost of $1,600.00 exclusive of GST ($1,760.00 GST inclusive). By comparison, delivery of the equivalent service using Council's water truck, valued in accordance with Council's adopted Fees and Charges Schedule, would cost Council $1,500.00. The contractor quotation therefore exceeds the fees and charges value of the committed in-kind assistance by $100.00 (GST exclusive).

Engaging the contractor honours the commitment Council made to the Association under Resolution 001/26, at a modest variance to the value of the assistance originally approved, and avoids placing additional demand on Council plant and operational staff.

Consultation

- Mr William Treloar, President, Cooladdi Sport and Recreation Association Inc — correspondence received 12 August 2026 and prior discussion with the Director of Community, Community Services & Community Infrastructure.
- Mr Michael Schneider, Charleville Haulage (Revtek Pty Ltd) — quotation provided to the Association.

Financial Risks

The total cost of the quotation is $1,760.00 (GST inclusive); the net cost to Council after input tax credits is $1,600.00. The equivalent service delivered by Council's water truck under the adopted Fees and Charges Schedule is valued at $1,500.00, a variance of $100.00 (GST exclusive). The expenditure can be met from the Community Assistance Grants budget allocation and represents delivery of assistance already committed under Resolution 001/26, rather than a new commitment. The financial risk is assessed as low.

Legal Risks

Assistance to community organisations is provided in accordance with Chapter 5, Part 5 (sections 194 and 195) of the *Local Government Regulation 2012*, which requires Council to be satisfied that the grant will be used for a purpose in the public interest and in accordance with Council's community grants policy. The engagement is a low-value procurement consistent with Council's procurement arrangements, supported by a written quotation. Confirmation of the contractor's current insurances should be obtained prior to the works. The legal risk is assessed as low.

Environmental Risks

Dust suppression at the Cooladdi Recreation Grounds delivers a positive environmental and amenity outcome by reducing airborne dust during event preparation and competition. Water use for the

works is modest and consistent with standard dust suppression practice. No adverse environmental risks are identified.

Social Risks

Dust suppression directly supports the safety of competitors, horses, and spectators at the Cooladdi Horse and Motorbike Gymkhana, a significant annual community event for the small Cooladdi community. Council committed to this assistance under Resolution 001/26 and advised the Association of its approval in writing; failure to deliver the committed assistance presents a reputational risk and may diminish community confidence in Council's grant commitments. Approving the recommendation mitigates this risk.

REFERENCES

- Local Government Act 2009
- Local Government Regulation 2012, Chapter 5, Part 5 — Community grants (sections 194 and 195)
- Resolution 001/26 — Community Assistance Applications for Projects 1 July to 31 December 2026 (Item 14.3, Ordinary Council Meeting, June 2026)
- Murweh Shire Council Community Assistance Grants program

MURWEH SHIRE COUNCIL FEES AND CHARGES SCHEDULE

LINK TO CORPORATE PLAN

2.2.2 Town reserves and public lands are well maintained for community access and recreational use.

3.2.1 Safety and protection strategies meet community needs and expectations

4.1.1 Encourage and facilitate targeted population retention and growth, underpinned by liveability and employment opportunities.

ATTACHMENTS

1. **Quote from Charleville Haulage** ⇩
2. **Emial from William Treloar** ⇩

Charleville Haulage

Revtek Pty Ltd Trading as

****Transport**Contracting**Bulk Haulage**Water Carting****

"Coolabah"
158 Coolabah Road
P.O. Box 47
Charleville Qld 4470

A.B.N. 73806059189
Ph: 0428541672
Email: leesnide@bigpond.net.au

Statement

Quote

Invoice No.: 00000672

Date: 11/08/2026

Customer PO No:

Bill To:

COOLADDI SPORT & RECREACTION ASSN
COOLADDI QLD 4479

DESCRIPTION	AMOUNT	CODE
8 hours water truck hire Cooladdi recreation Grounds dust suppression	$1,760.00	GST

Terms: Net 30th after EOM

GST: $160.00

Total Inc GST: $1,760.00

Direct Deposit Details:

Bank: National Australia Bank ***Account Name: Revtek Pty Ltd***
BSB: 084500 ***Account No: 525645792***

Balance Due: $1,760.00

Page 1 of 1

Email received 12/08/2026 to: Tony Martin, Cr Shaun Radnedge and Cr Teri Somerfield

Good Afternoon Tony,

Was good to speak last week.
We were disappointed not being able to utilise the shires water truck leading up to the Cooladdi Gymkana to reduce dust and for safety of competitors, even though we had approval through The Community Assistance Grant.
I've approached Michael Schneider from Charleville Haulage, as he has time to assist us with his truck and water tanker. Attached is his quote to do this work. As the council had committed to this assistance, we would appreciate it if the shire would cover the cost of this work. We look forward to hearing your reply.
Kind regards

William Treloar
President
Cooladdi Recreation Association Inc.

M: 0428125097

14 CORRESPONDENCE FOR CONSIDERATION

Nil

15 CONFIDENTIAL MATTERS

RECOMMENDATION

That Council considers the confidential report(s) listed below in a meeting closed to the public in accordance with Section 254J of the Local Government Regulations 2012:

16.1 Conversion of Leases

This matter is considered to be confidential under Section 254J - 3 (i) of the Local Government Regulations, and the Council is satisfied that discussion of this matter in an open meeting would, on balance, be contrary to the public interest as it deals with a matter the local government is required to keep confidential under a law of, or formal arrangement with, the Commonwealth or a State..

16.2 Proposed Transfer of Council Aged Care Units to the Charleville Neighbourhood Centre - Endorsement to Commence Negotiations

This matter is considered to be confidential under Section 254J - 3 (g) of the Local Government Regulations, and the Council is satisfied that discussion of this matter in an open meeting would, on balance, be contrary to the public interest as it deals with negotiations relating to a commercial matter involving the local government for which a public discussion would be likely to prejudice the interests of the local government;.

16.3 Acceptance of Tender — Proposed Lot Comprising Part of Lot 2 on SP130272, 3 Kyte Street, Charleville

This matter is considered to be confidential under Section 254J - 3 (g) of the Local Government Regulations, and the Council is satisfied that discussion of this matter in an open meeting would, on balance, be contrary to the public interest as it deals with negotiations relating to a commercial matter involving the local government for which a public discussion would be likely to prejudice the interests of the local government;.

16 CLOSURE