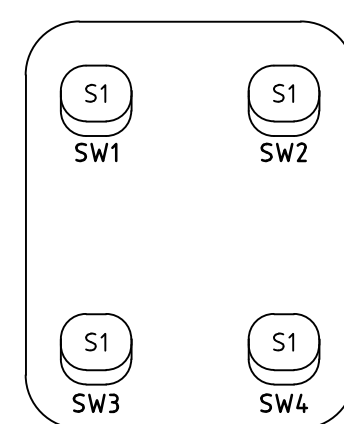
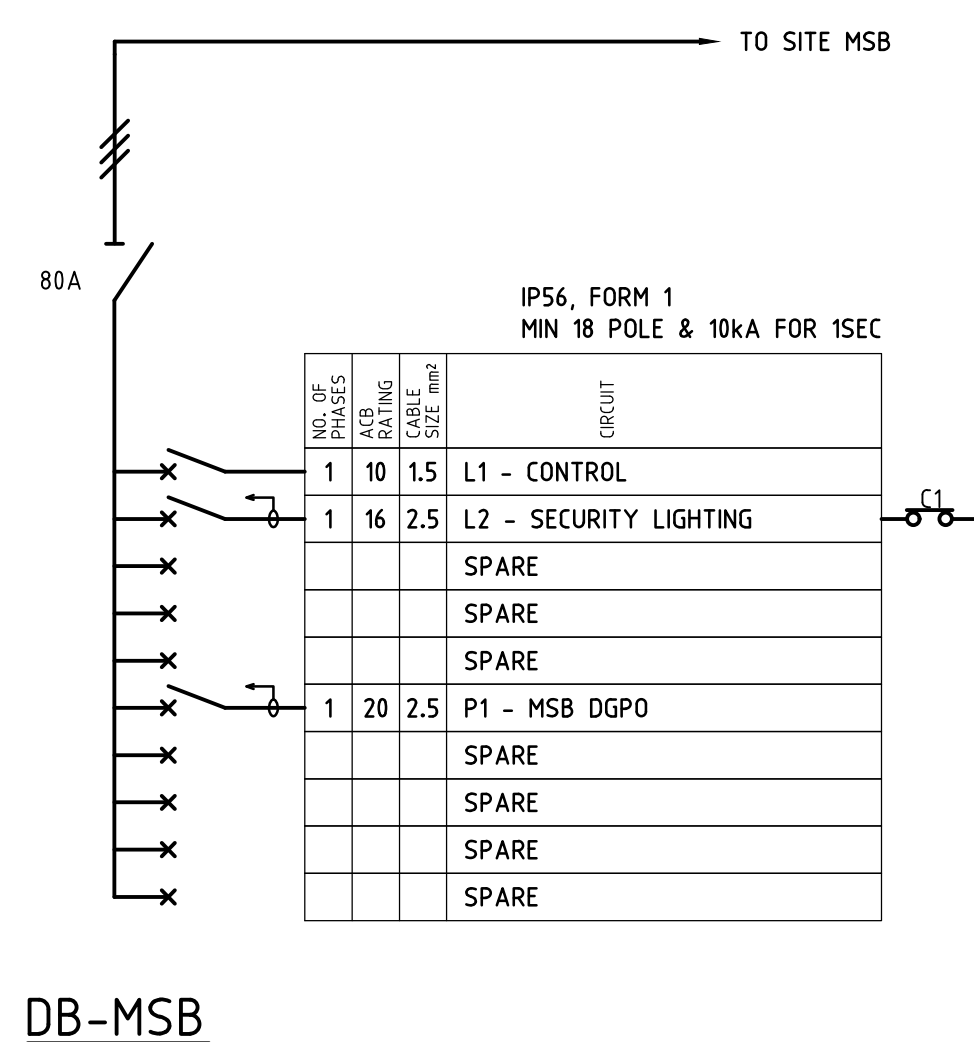


- ### LIGHTING CONTROL NOTES

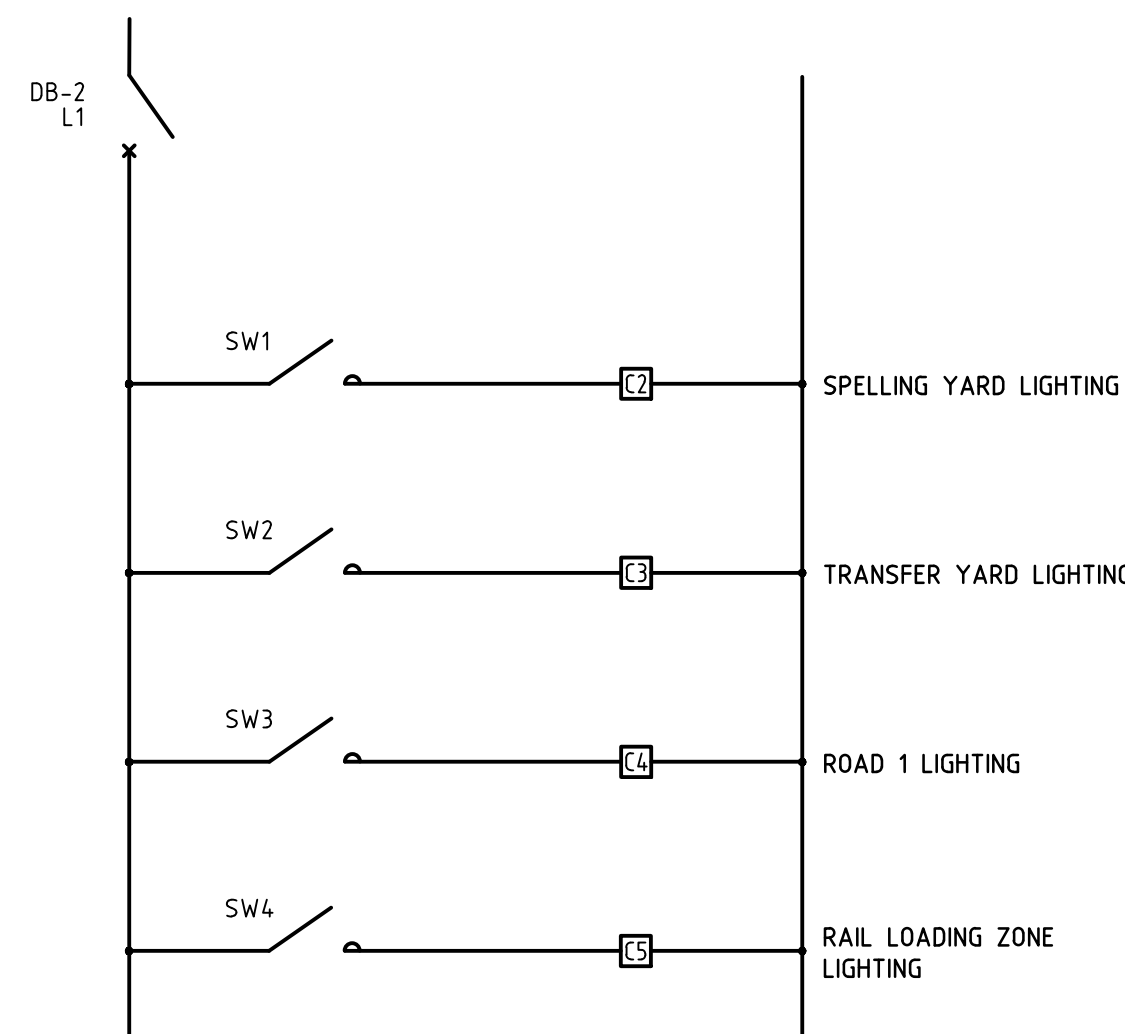
1. DIAGRAMMATIC FOR LIGHTING CONTROL CIRCUIT SHALL BE APPLIED TO EACH DISTRIBUTION BOARD WITH SECURITY LIGHTING.
2. PROVIDE ALL NECESSARY CONTACTORS, WIRING AND CONTROLS TO PROVIDE FUNCTIONALITY AS INDICATED IN THIS SCHEMATIC AND IN THE REMAINDER OF THE DRAWINGS.
3. CONFIRM THE LOCATION OF ALL PUSH-BUTTON OVERRIDE CONTROLS ON SITE WITH SUPERINTENDENT. LABEL APPROPRIATELY.
4. ONLY ONE CONTACTOR IS SHOWN PER LIGHTING CONTROL OUTPUT IN THIS SCHEMATIC FOR REASONS OF SIMPLICITY. ADDITIONAL CONTACTORS MAY BE REQUIRED IN ORDER TO CONTROL THE NUMBERS OF CIRCUITS SHOWN CONTROLLED BY THE SINGLE CONTACTORS. PROVIDE ALL NECESSARY CONTACTORS IN ORDER TO PROVIDE THE CONTROL FUNCTIONALITY DESCRIBED IN THIS SCHEMATIC.



LCP - LIGHTING CONTROL PANEL

LIGHTING CONTROL PANEL NOTES

1. LCP SHALL BE LOCATED IN OFFICE BUILDING. CONFIRM EXACT LOCATION WITH SUPERINTENDENT.
2. MULTIGANG SWITCHPLATE TO CONTROL SITE LIGHTING. SW - SWITCH NUMBER
3. SITE LIGHTING SHALL BE SWITCHED USING CONTACTORS AS SHOWN IN DB-2 SITE LIGHTING SCHEMATIC.

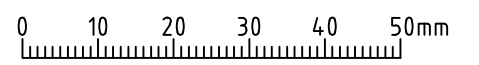


DIAGRAMMATIC & INDICATIVE
DB-2 SITE LIGHTING SCHEMATIC

TENDER ISSUE

ELECTRONIC TRANSFER

Where this drawing has been transferred by electronic media, no responsibility is accepted for the usability, completeness or accuracy of the electronic data.
Check reference scale below to confirm accuracy of drawing reproduction



B	17/08/20	REVISED TENDER ISSUE	JK
A	16/07/20	TENDER ISSUE	JK
issue	date	description	init.

	client

**MURWEH
SHIRE
COUNCIL**

architect



Ashburner
Francis consulting
engineers

ASHBURNER FRANCIS PTY LTD (A.B.N. 46 009 975 197)

■ TOOWOOMBA

Unit 5, 323 Ruthven Street,
Toowoomba Qld 4350
t: (07) 4512 6070
e: toowoomba@ashburnerfrank.com.au

☐ **BRISBANE**

TOWNSVILLE

☐ DARWIN

ELECTRICAL SERVICES

project

MORVEN LIVESTOCK TRANSPORT INTERCHANGE

location

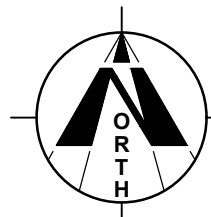
title

SCHEMATICS SHEET 1 OF 2

date: APR '20

scale: NTS

@A1	
-----	--



designed: JK

drawn: JK

checked: GK

CAD file name:

19 0771

E010

R

job no.

sheet

B
88119